

Rocstor® Volt® C32 Charging Cart

User Manual



General Use

- The product is designed to charge up to 32 devices, Chromebook®, Netbooks, Laptops or Tablets, holds up to 16 inch Display .

1. Product Specifications _____

2. Package Contents _____

3. Features _____

4. Cable Management and charge mode _____

5. Safety & Cautions _____


1

2

3, 4, 5

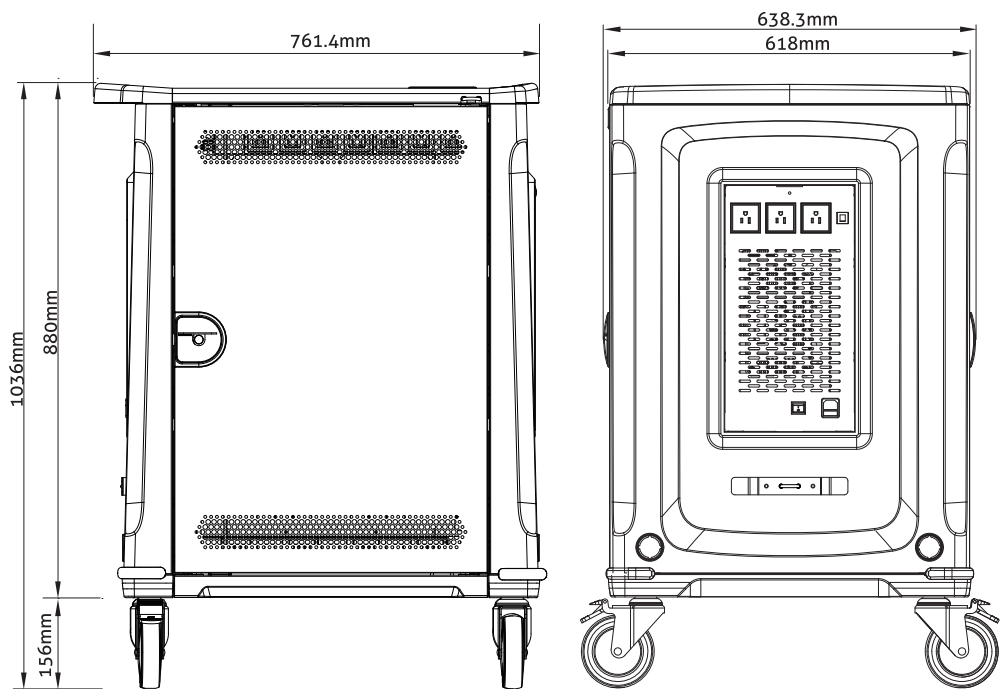
6

7



1. Product Specification

■ Volt® C32

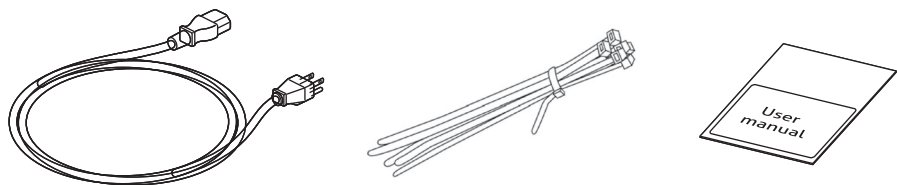


Product SPEC

Model Name	Volt®C32
Capacity	32 Devices
Power Rating	Input: AC 100-125V, 50/60Hz, 12A AC 200-240V, 50/60Hz, 10A Output: AC 100-125V, 50/60Hz, 12A AC 200-240V, 50/60Hz, 10A
Cart Dimensions (W x D x H)	30" x 25.1" x 40.8" (761.4 x 638.3 x 1036mm)

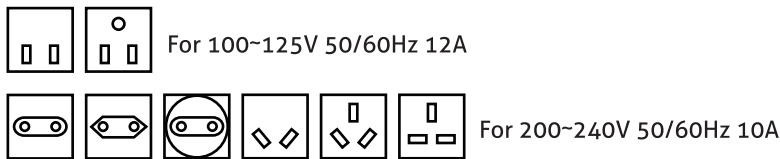
Caution: 1. Adult operation and supervision is recommended at all times.
2. To reduce Risk of electric shock use only indoors.

2. Package Contents



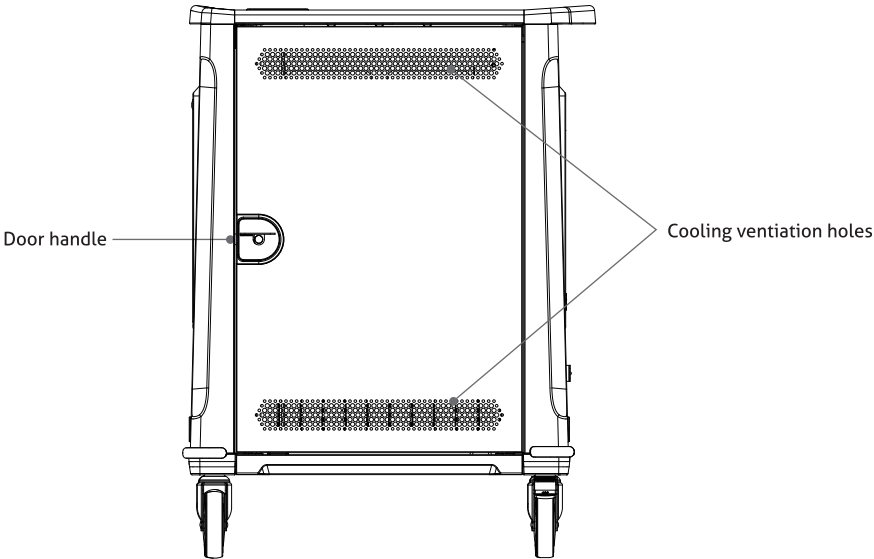
- Power cable x 1 unit
- Cable clips x 32 unit
- User manual x 1 unit

Suggestion

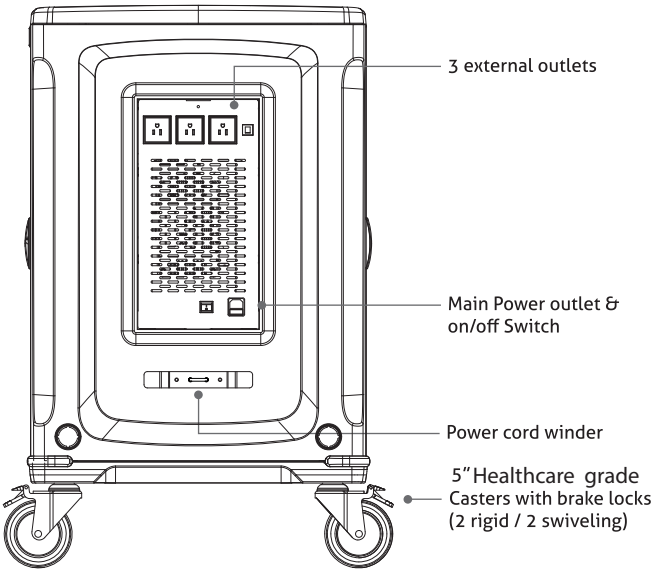


3. Feature

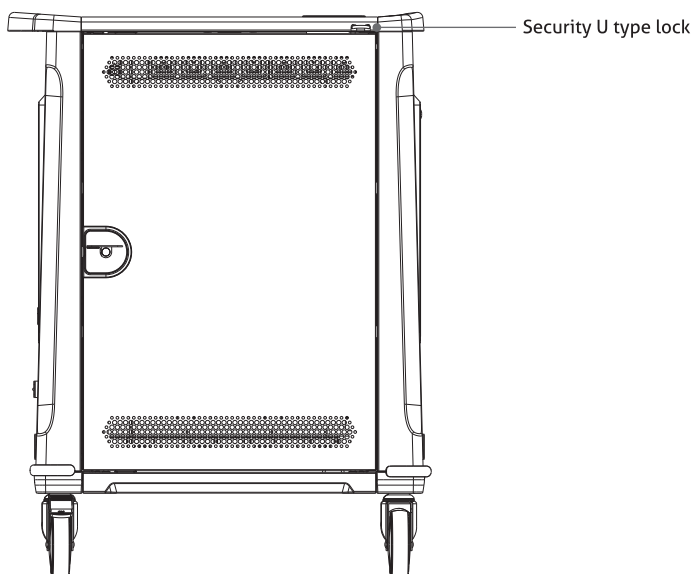
Front of the Cart



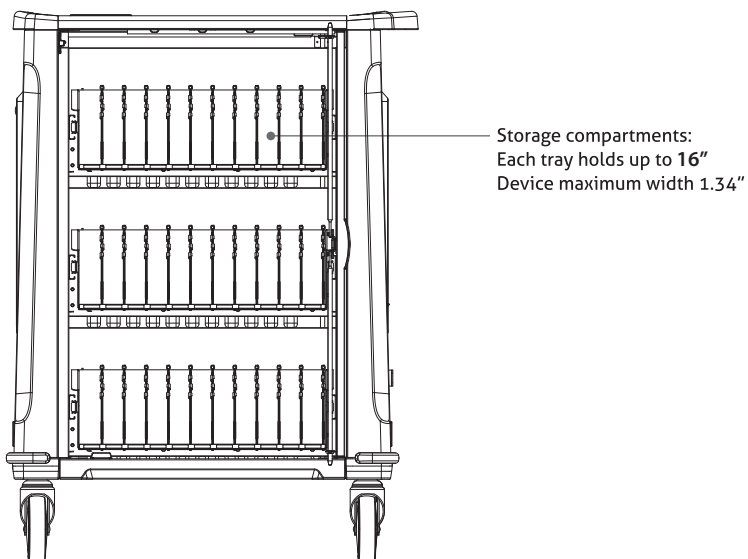
Side of the Cart



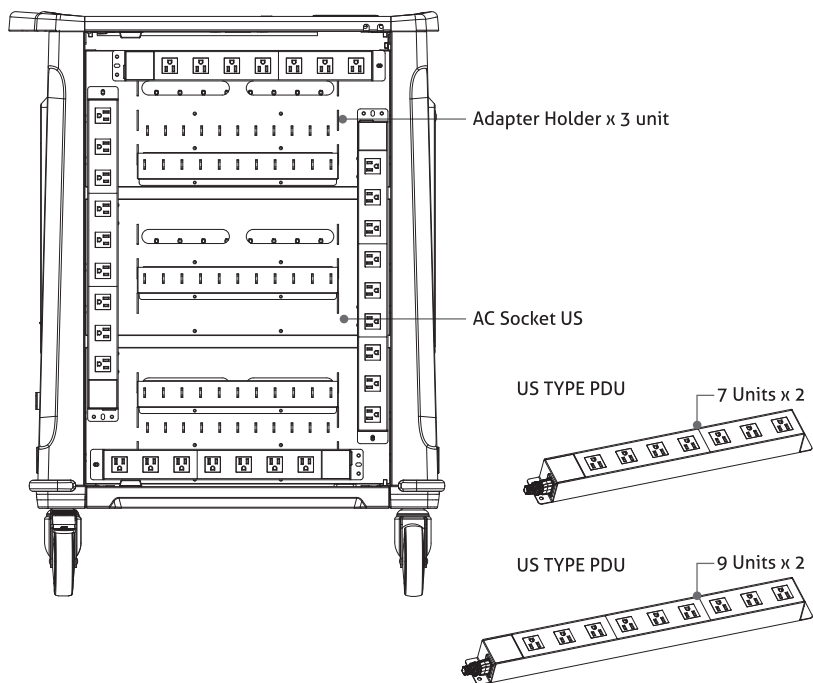
■ Rear of the cart



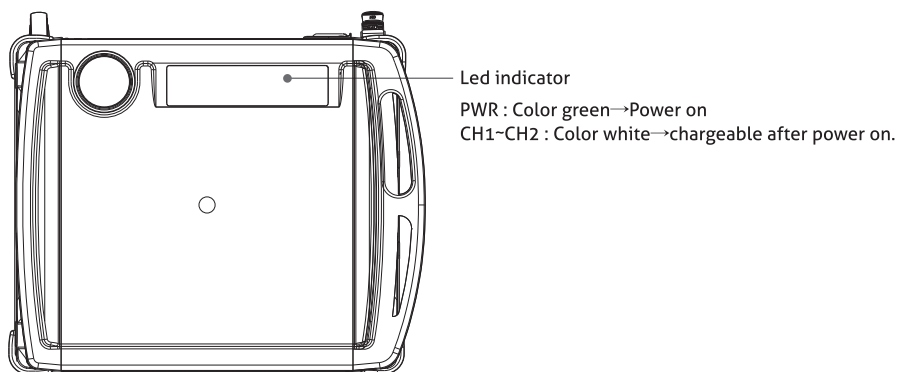
■ Front door open



■ Rear Door Open

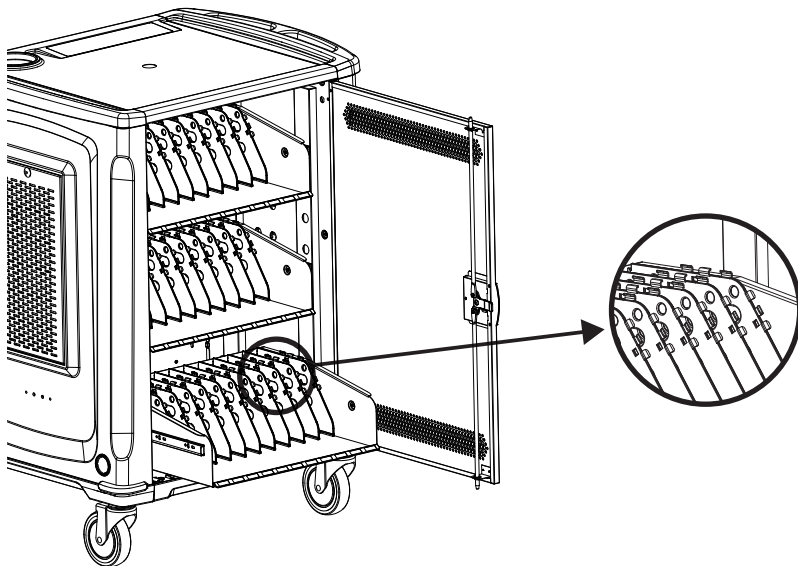


■ Top side of cart



4. Cable Management and charge mode

1. Cable clips for cable management



2. Smart charging

The built-in smart charging system monitors all 32 devices, and determines the best charging sequence. No programming required, the MCU(Micro Control Unit) controls power charging simultaneously on all the outlets to avoid overloading. It is automatic, safe, and Intelligent!

5. Safty & Cautions

Electrical Safety:



WARNING: Failure to observe the following Electrical Safety notices can result in fire or death by electric shock.

1. Inspect power cables carefully before each use.
2. Always turn OFF the power to the product before plugging IN or OUT.
3. Do not unplug by pulling on the cable.
4. Do not unplug the power cord from the outlet when your hands are wet.
5. Do not use cables that are damaged.
6. Do not walk or drive or place objects over the power cable.
7. Do not plug the cable into an extensive cable.
8. Keep the door closed and locked when in use.
9. Keep the Cart away from water.
10. Do not place the Cart close to flammable liquids or gases.

Safe Use Guideline and Recommendations



WARNING: Failure to observe the following Cart Use Safety notices may result in serious personal injury or equipment damage.

1. This product is designed to be used indoors only.
2. This product is not designed to be operated by a child or student. Only Adult operation and supervision is needed at all times.
3. Do not allow anyone to sit, stand or climb on the product.
4. Do not place TV or monitor or any heavy objects on top of the product.
5. Do not use the product to store liquids or cleaning supplies.
6. Move / Push the Cart with caution. (Do not pull the Cart)
7. Keep the door closed and locked when in use and when it is unattended.
8. Keep the castors locked when Cart is not in transit.
9. Keep the ventilation holes unblock for air circulation.
10. Disconnect the power cable from the wall before relocate the main unit.

Cautions when moving the Cart:

Before moving the Cart

1. Disconnect the power cable from the wall.
2. Make sure the cable is wrapped and secure.
3. Close and lock the doors.
4. Unlock the casters.
5. Move / Push the Cart with caution.
6. Do not move the Cart across rough, uneven or irregular surfaces/floor.

Cautions when parking the Cart:

1. Do not park the Cart in areas of heavy traffics.
2. Do not leave Cart in unattended areas where children have access.
3. Keep Cart doors closed and locked whenever it is unattended or parked for charging or storage.
4. Keep Cart casters locked whenever it is unattended or parked for charging or storage.



c  US
LISTED
I.T.E.
E341990


Ver.2, Aug 2017

Rocstor

12979 Arroyo Street
2nd Floor, San Fernando, CA, 91340
www.rocstor.com
+1 (818) 727 7000

