

QUICK INSTALLATION GUIDE



**HERMES I M4** HYBRID
RGB Mechanical Gaming Keyboard

《English》

Thank you for purchasing the HERMES M4 Hybrid mechanical keyboard. The HERMES M4 Hybrid focuses on the basic features users demand and applies this to the distinct design elements of the HERMES series. This easy-to-use keyboard allows for extended use and flexibility.

System Requirements

- Windows ® XP/ Vista / 7 / 8 / 10
- PC with USB ports

Package Contents

- HERMES M4 Hybrid Mechanical Keyboard
- 1.6m Type-C to A cable
- Free keycaps x 16
- Keycap puller

Introduction to HERMES M4 Hybrid Key Combination

F1~F12



PrtSc



ScrLk



Pause



Insert



Home



End



Volume+



Volume-



Switching lighting effects There are 18 lighting effects



Brightness +



Brightness -



Lighting speed +



Lighting speed -



Lock the Windows key




Lock keyboard keys



Restore default (Press for 5 seconds)



Turn on / off lighting effect



Light Testing Mode: Keyboard switch to pure white backlight



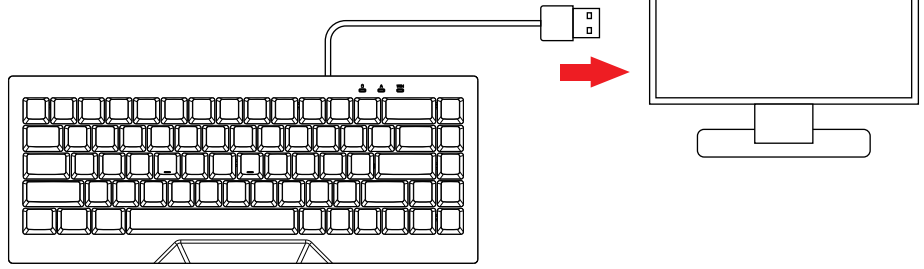
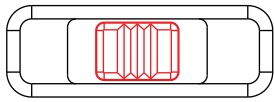
Switch between 7 different single color lighting



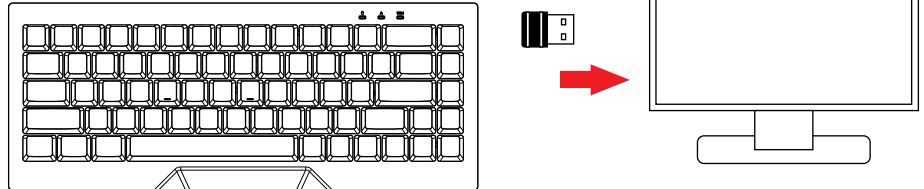
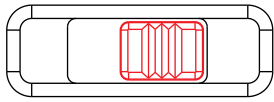
Customizable Lighting Mode (Adjusting per-key backlighting)



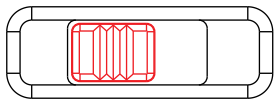
Wired



2.4G



Bluetooth

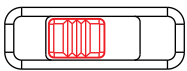


Support 3BT device



Connect BT device

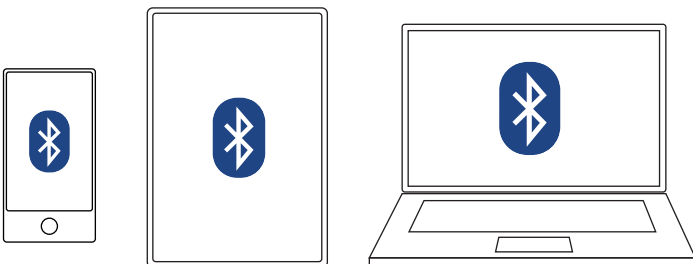
1



3 (Press for 5 seconds)



3 Turn on BT



4 Success

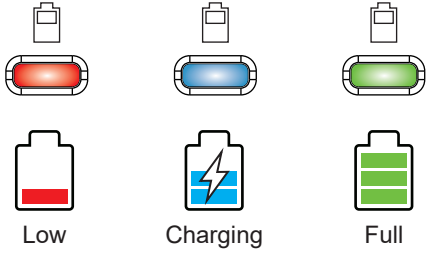


Indicator light description

Caps Lock



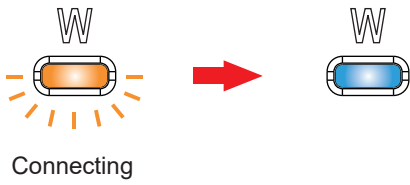
Battery



2.4G



Bluetooth





GAMDIAS

GAMING ART IN MOTION