

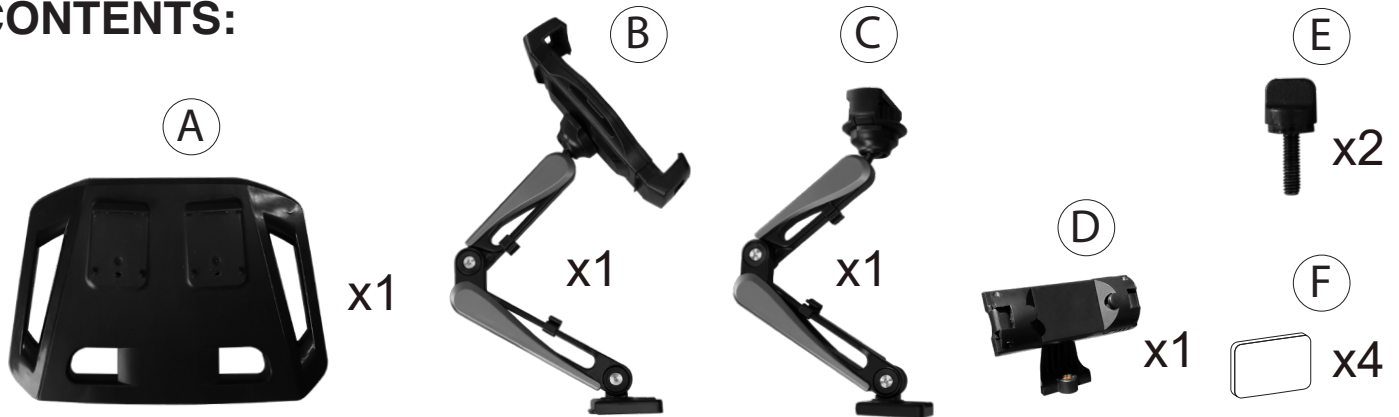


Universal Tablet and Phone Adjustable Desk Mount

PAD-TPADM

INSTALLATION - MANUAL

CONTENTS:




INSTALLATION:

1. Attaching Phone Holder to Articulating Arm



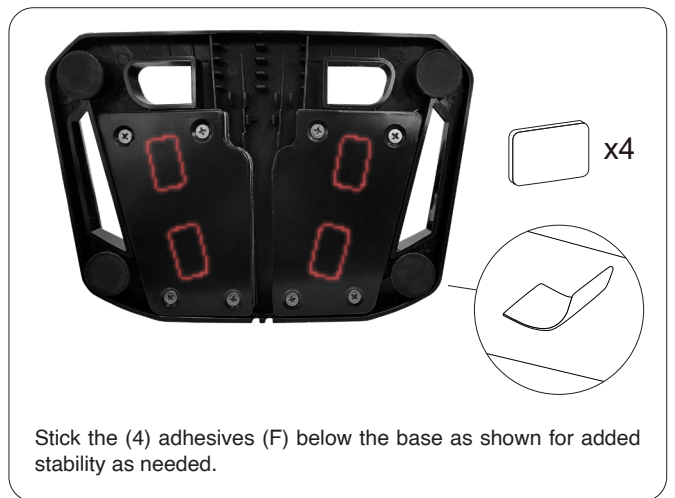
2. Attaching Articulating Arms to Base



3. Attaching Device to Holder



Optional. Attaching Adhesive Pads



Portrait & Landscape Adjustability



Rotate each holder to the desired orientation.

Tilt Adjustability



Rotate each joint to create the desired setup.

Base Swivel Adjustability



Rotate to the desired angle. Securely tighten the bottom screw to create a more fixed setup.

Cable Management



Use hooks to route cable out of the way.