



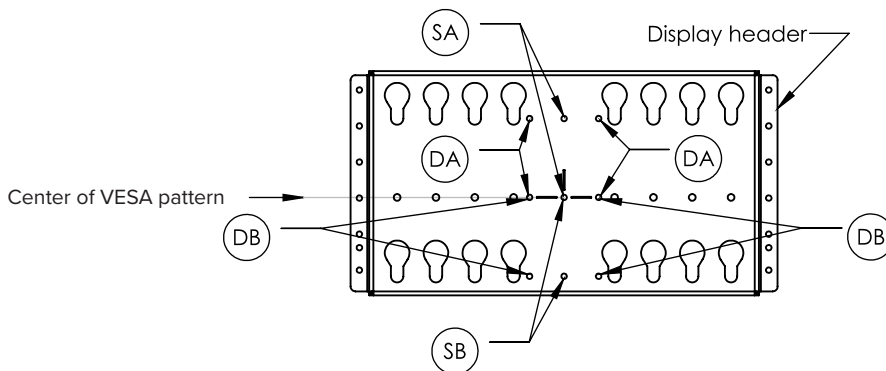
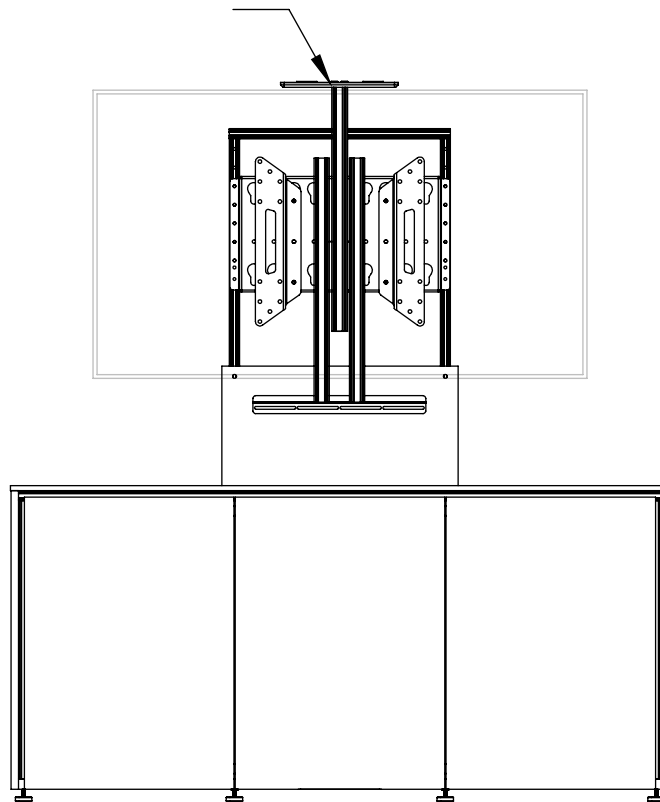
Tech Shelf Installation – Single Display

ASSEMBLY INSTRUCTIONS



NOTE: Installation of a Tech Shelf can be above or below the screen and/or in conjunction with a Tech Bracket. If using 2 peripherals, with one above and below, use a combination of 1 and 2 post mounts as shown. These can be either 1 over 2, or 2 over 1.

1 over 2 configuration



SA	Single post above
SB	Single post below
DA	Dual post above
DB	Dual post below

Hardware

A. 300-485

B. 300-468

C. 300-560

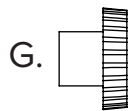
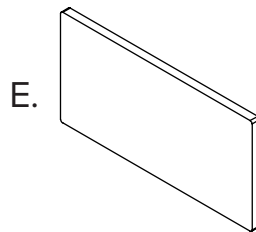

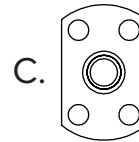
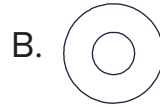
D. 300-542

E. 301-240

F. 300-505

G. 300-530

Note: Fasteners G, H, I, and J can be used in conjunction with A to attach a device to the tech bracket.

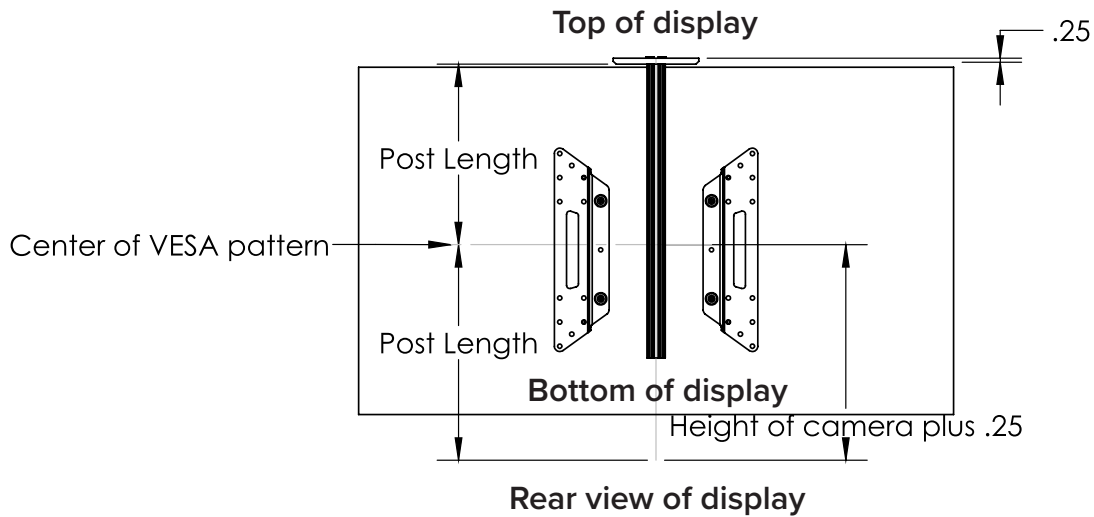


1. Determine Mounting Location

Tech Shelf installation must happen prior to display install.

Mounting Above Display: Measure from the center of the VESA pattern to the top of the display. Add 1/4" to this measurement which will be your post height.

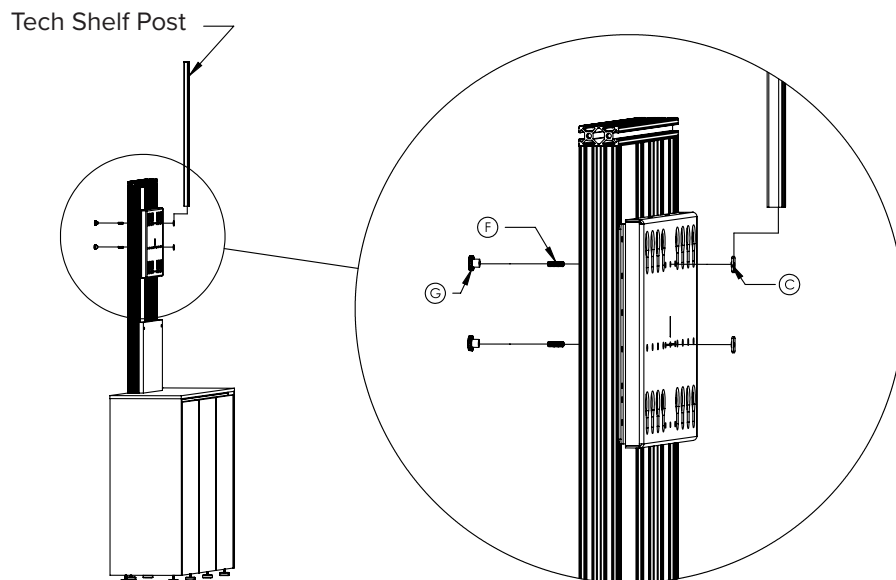
Mounting Below Display: Measure from the center of the VESA pattern to the bottom of the display. Add the overall operating height of the camera plus 1/4" to this measurement which will be your post height.



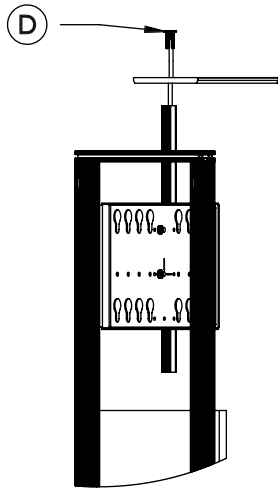
2. Attach Post to Header

Using 2 (F, G and C) hardware attach the shelf post to the display header with the threaded holes up for above display mounting and down for a below display mounting. Reference appropriate location according to the above chart.

Set the Tech Shelf post at the predetermined height in step 2 and tighten hardware

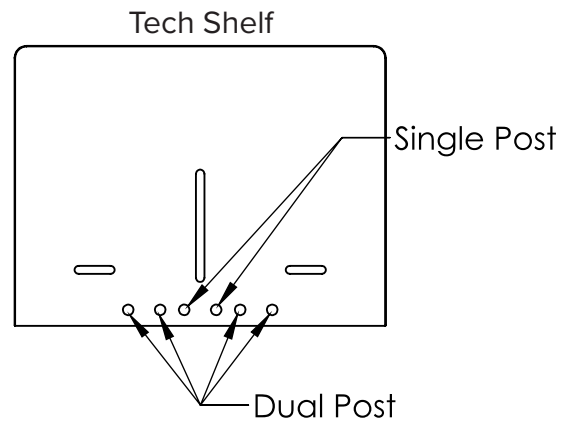


3. Install Display



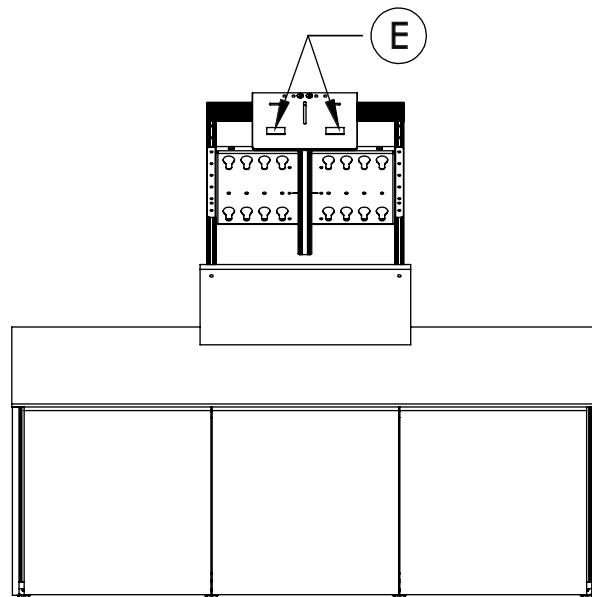
4. Install Tech Shelf

Install tech shelf to post using screw D with the beveled edge down.



5. Set Device

Use double sided tape, E, to secure device to the shelf.



LIMITED WARRANTY FOR COMMERCIAL VIDEO DISPLAY STANDS AND MOUNTS

Salamander is proud to stand behind our products with industry-leading warranties. Should you ever encounter any problem with your Salamander product, let us know. We are here to make it right. 1.800.535.5659 - 860.761.9500

Full warranty including limitations and warranty claim information may be found at www.salamanderdesigns.com/commercial/warranty