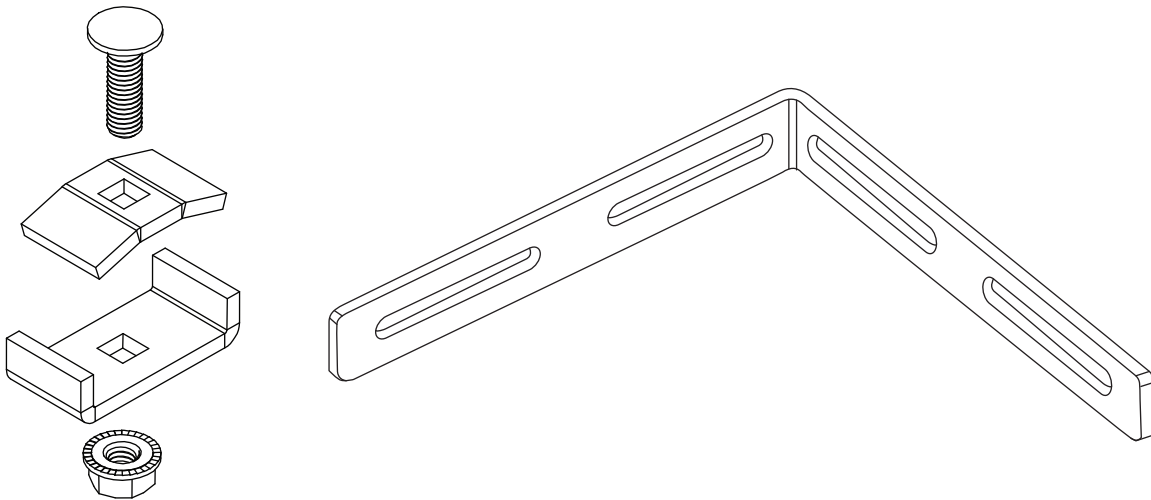


# Installation Guide

## L-Connector Kit for SRWB Wire Basket Cable Trays

Model:  
SRWBLCPLR



Español 5 • Français 9 • Русский 13

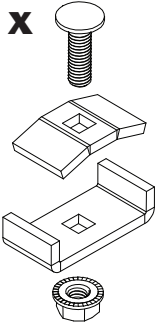


1111 W. 35th Street, Chicago, IL 60609 USA • [www.tripplite.com/support](http://www.tripplite.com/support)

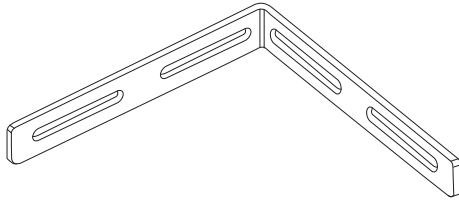
Copyright © 2019 Tripp Lite. All rights reserved.

## Parts List

2 x



1 x



## Wire Tray Configuration



For instructions on cutting and fabricating wire basket trays, please refer to the documentation included with the SRWB Wire Baskets (sold separately).

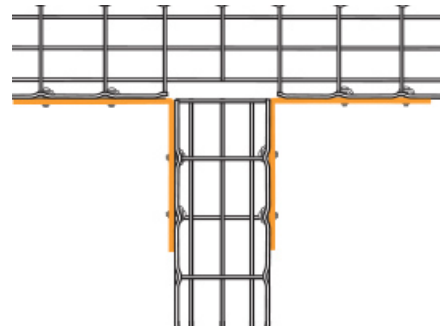
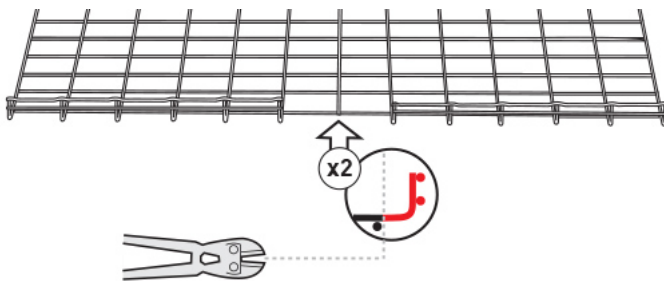
This section provides wire tray cutting patterns and configuration instructions. For the sectional views shown for each wire tray model, the wires in the red portions should be cut and wires in the black portions should remain intact (see example below).



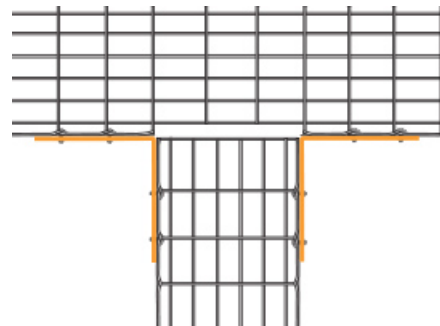
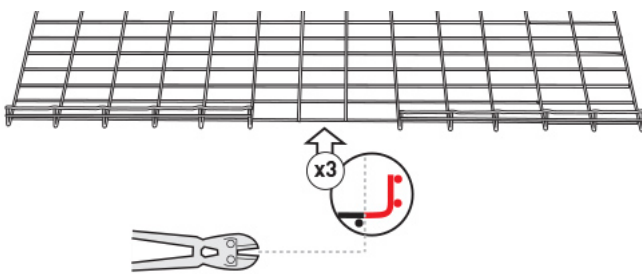
## Assembly

### T-Junctions

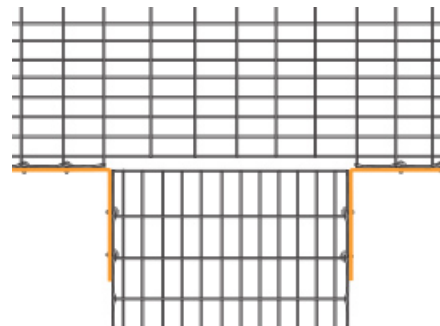
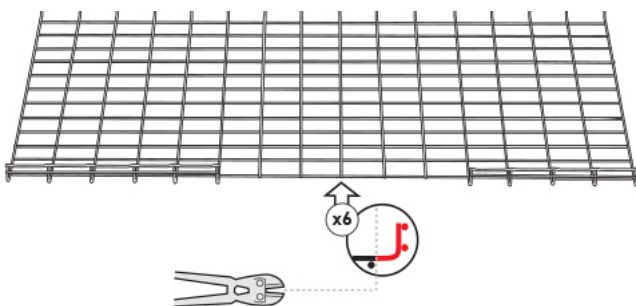
6" (150mm) Wire Basket Model(s): SRWB6210STR, SRWB6410STR



12" (300mm) Wire Basket Model(s): SRWB12210STR, SRWB12410STR



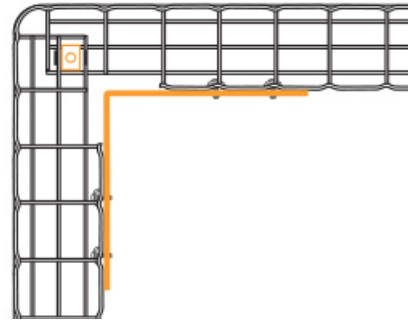
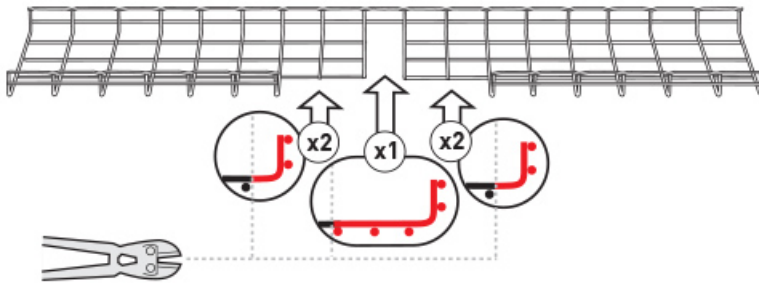
18" (457mm) Wire Basket Model: SRWB18410STR



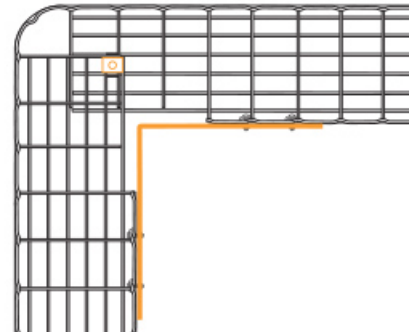
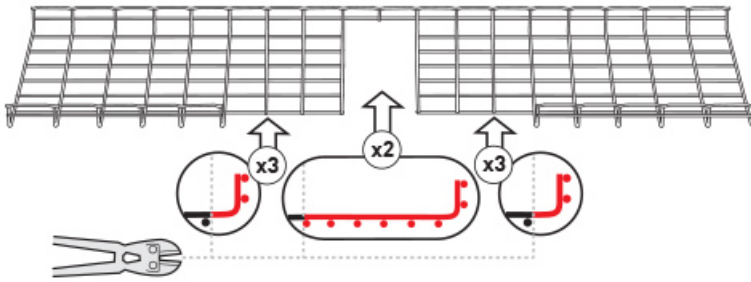
# Assembly

## 90° Bends

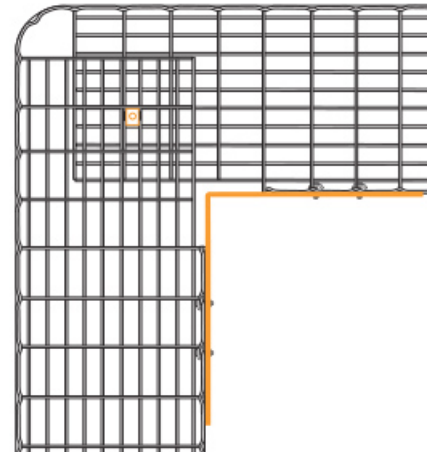
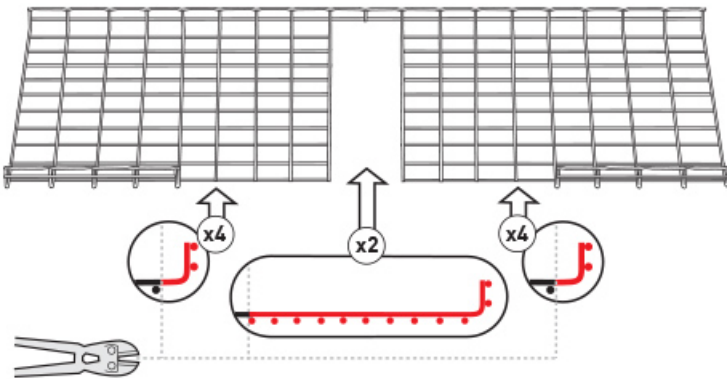
6" (150mm) Wire Basket Model(s): SRWB6210STR, SRWB6410STR



12" (300mm) Wire Basket Model(s): SRWB12210STR, SRWB12410STR



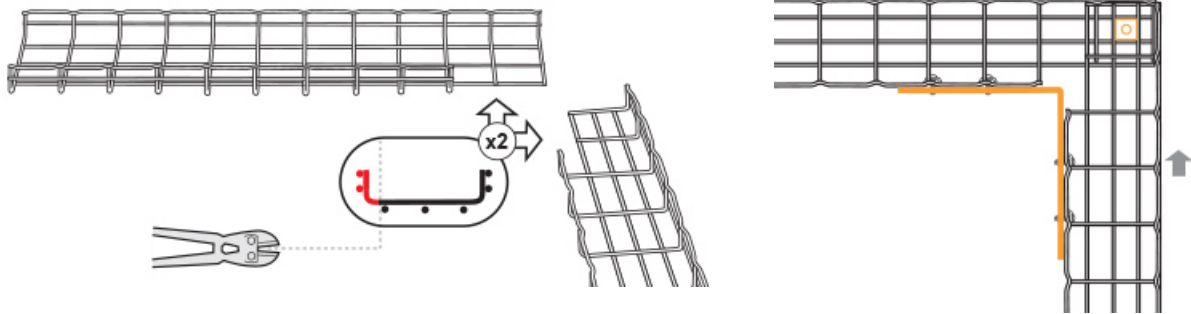
18" (457mm) Wire Basket Model: SRWB18410STR



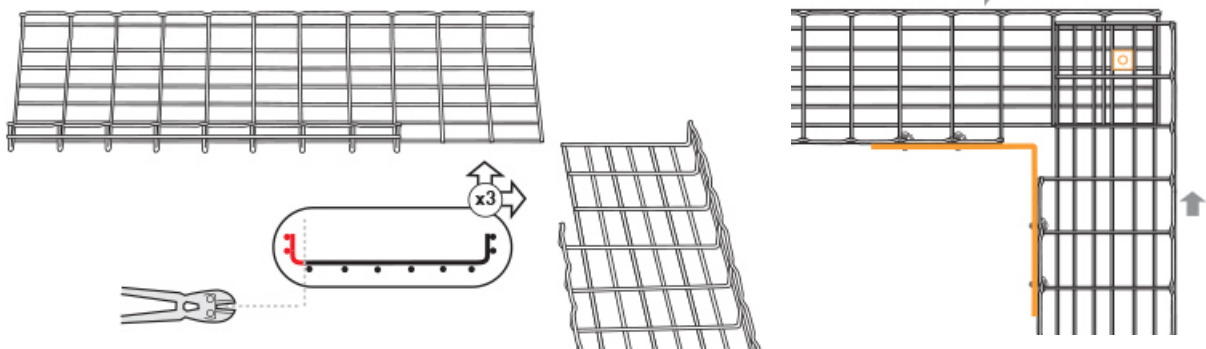
# Assembly

## 90° Junctions

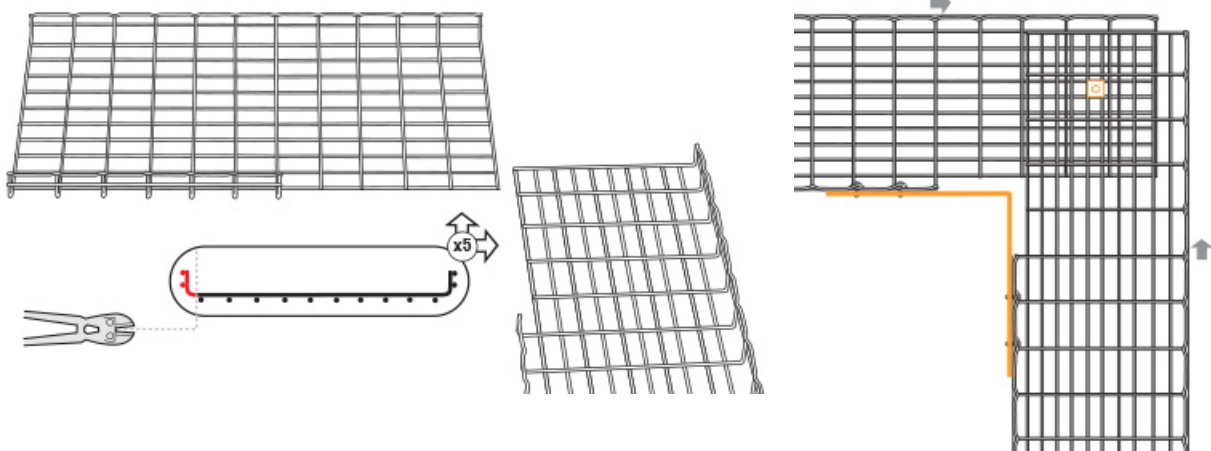
6" (150mm) Wire Basket Model(s): SRWB6210STR, SRWB6410STR



12" (300mm) Wire Basket Model(s): SRWB12210STR, SRWB12410STR



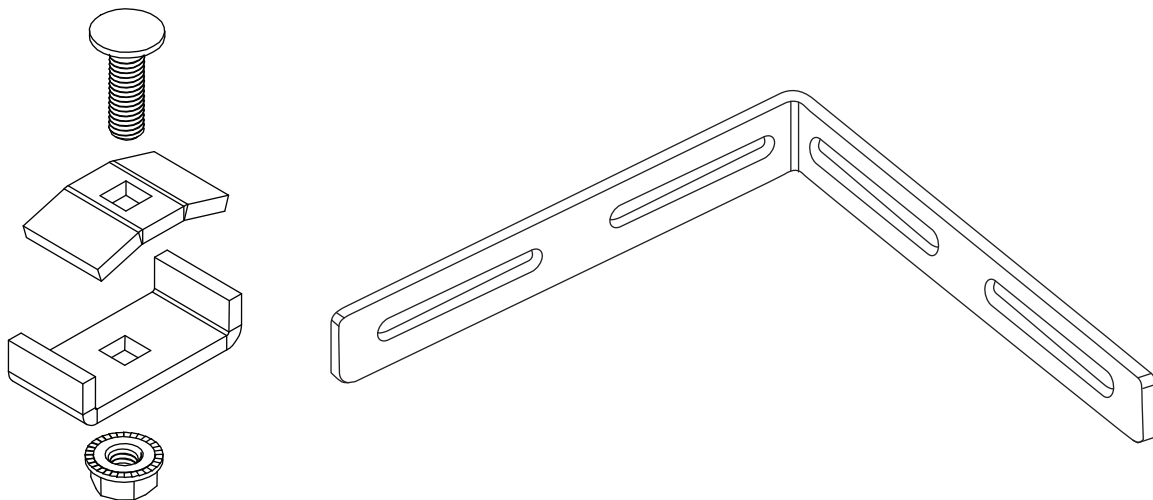
18" (457mm) Wire Basket Model: SRWB18410STR



# Guía de Instalación

## Juego de Conector en L para Bandejas para Cableado de Canastilla de Alambre SRWB

Modelo:  
SRWBLCPLR



English 1 • Français 9 • Русский 13

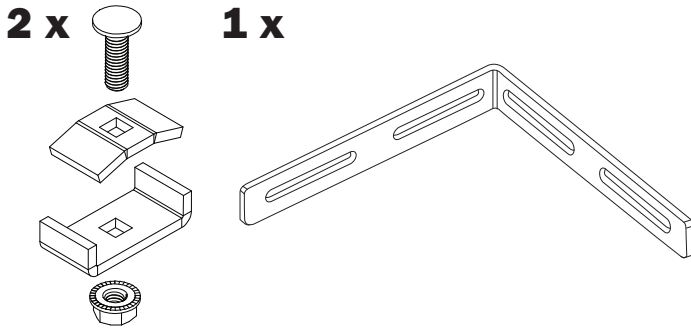
**TRIPP·LITE**



1111 W. 35th Street, Chicago, IL 60609 EE. UU. • En la dirección de correo electrónico [www.tripplite.com/support](http://www.tripplite.com/support)

Copyright © 2019 Tripp Lite. Todos los derechos reservados.

## Lista de Partes



## Configuración de la Bandeja de Alambre



Para ver instrucciones sobre el corte y fabricación de bandejas de canastilla de alambre, consulte la documentación incluida con las Canastillas de Alambre SRWB (vendidas por separado).

Esta sección proporciona patrones de corte e instrucciones de configuración para bandejas de alambre. Para las vistas seccionales mostradas para cada modelo de bandeja de alambre, los alambres en las porciones rojas deben cortarse y los alambres en las porciones negras deben permanecer intactos (véase el ejemplo a continuación).

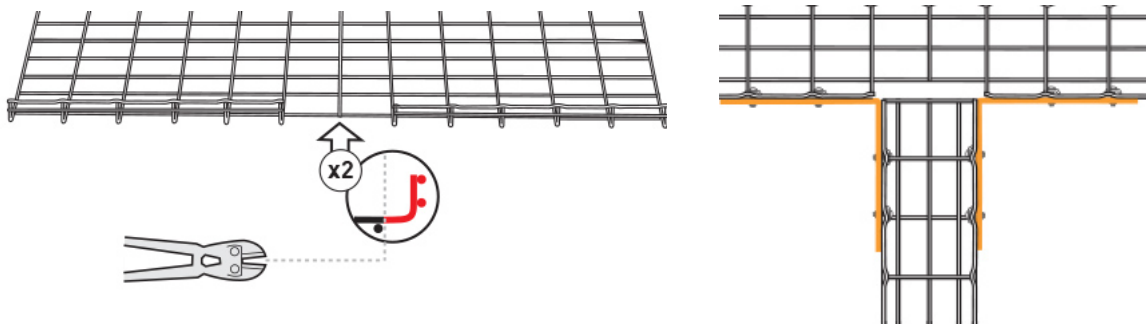
Alambres No Cortados



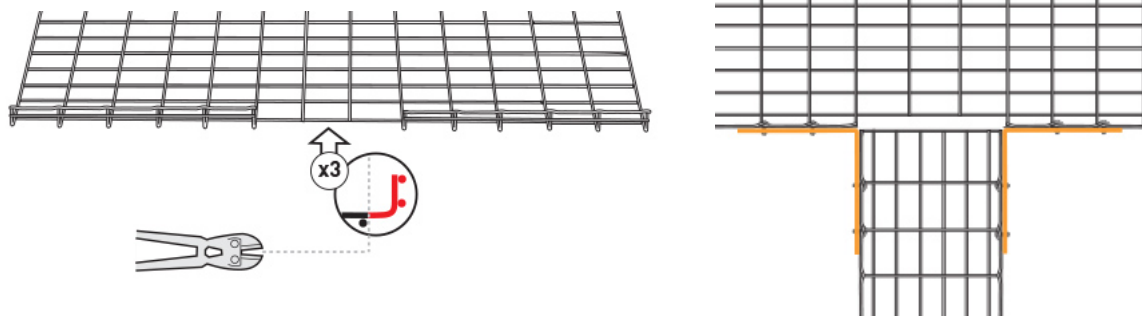
## Ensamble

### Uniones en T

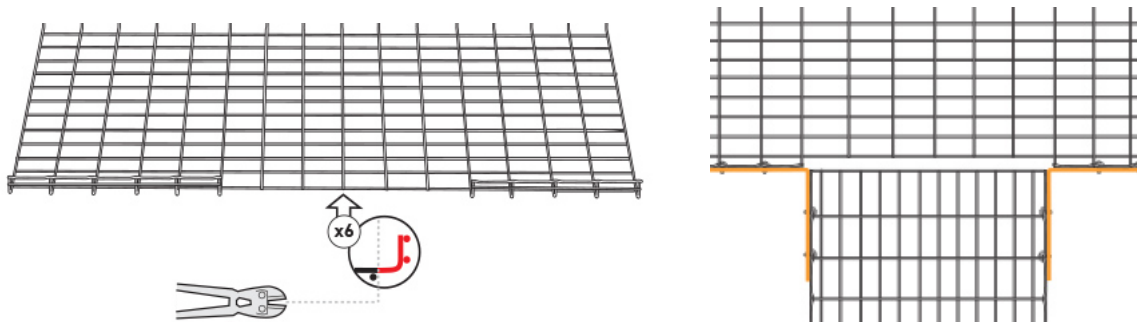
Modelo(s) de Canastilla de Alambre de 150 mm [6"]: SRWB6210STR, SRWB6410STR



Modelo(s) de Canastilla de Alambre de 300 mm [12"]: SRWB12210STR, SRWB12410STR



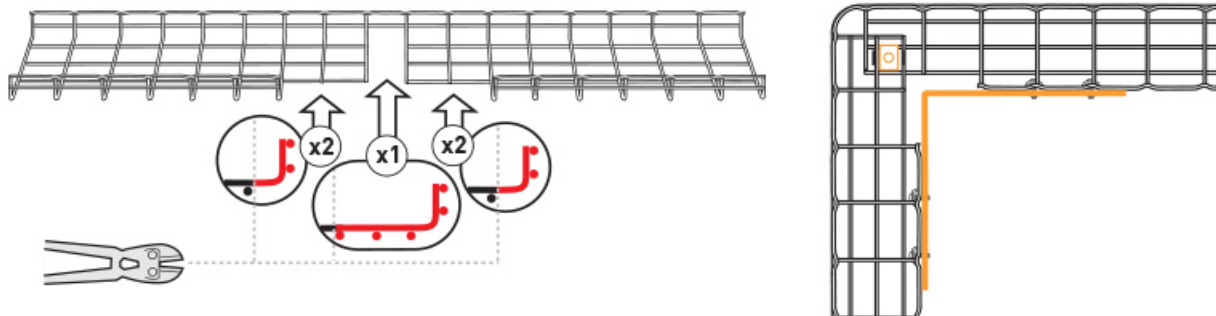
Modelo de Canastilla de Alambre de 457 mm [18"]: SRWB18410STR



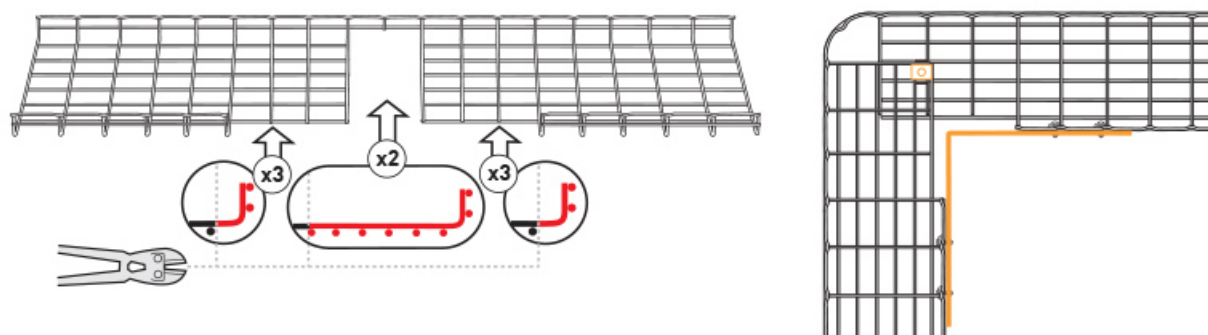
# Ensamble

## Curvas a 90°

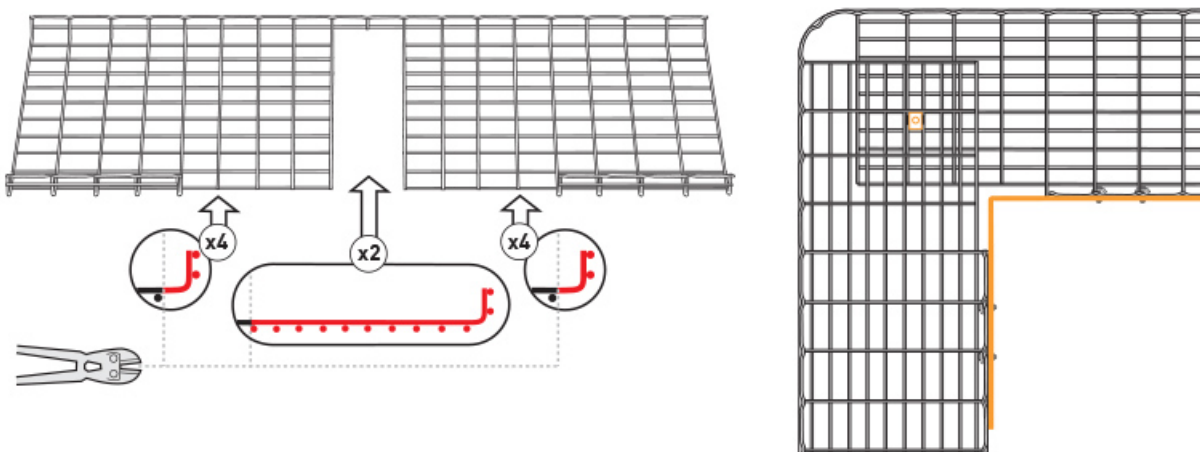
Modelo(s) de Canastilla de Alambre de 150 mm [6"]: SRWB6210STR, SRWB6410STR



Modelo(s) de Canastilla de Alambre de 300 mm [12"]: SRWB12210STR, SRWB12410STR



Modelo de Canastilla de Alambre de 457 mm [18"]: SRWB18410STR

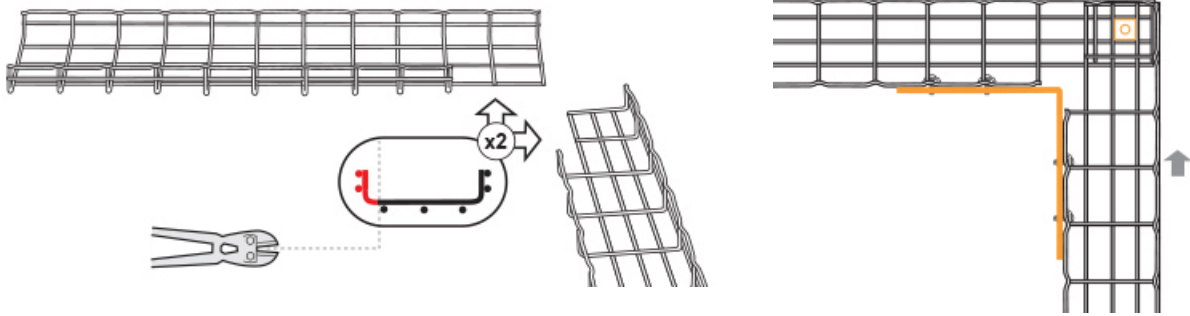




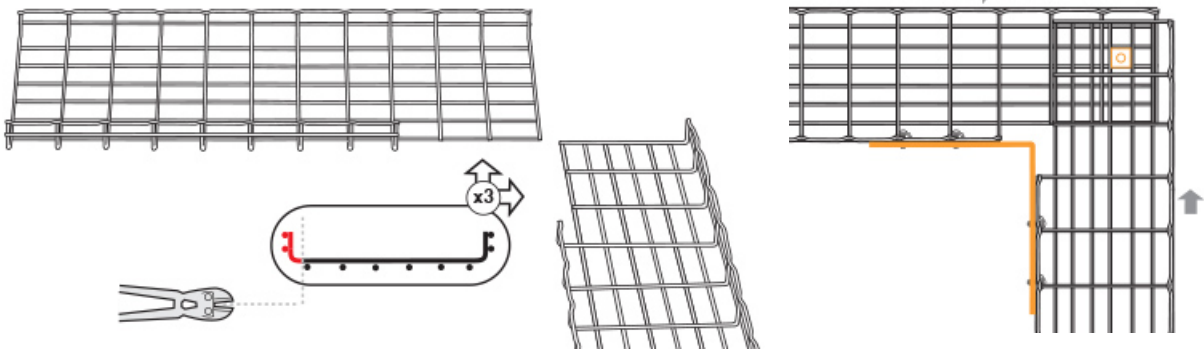
# Ensamble

## Uniones a 90°

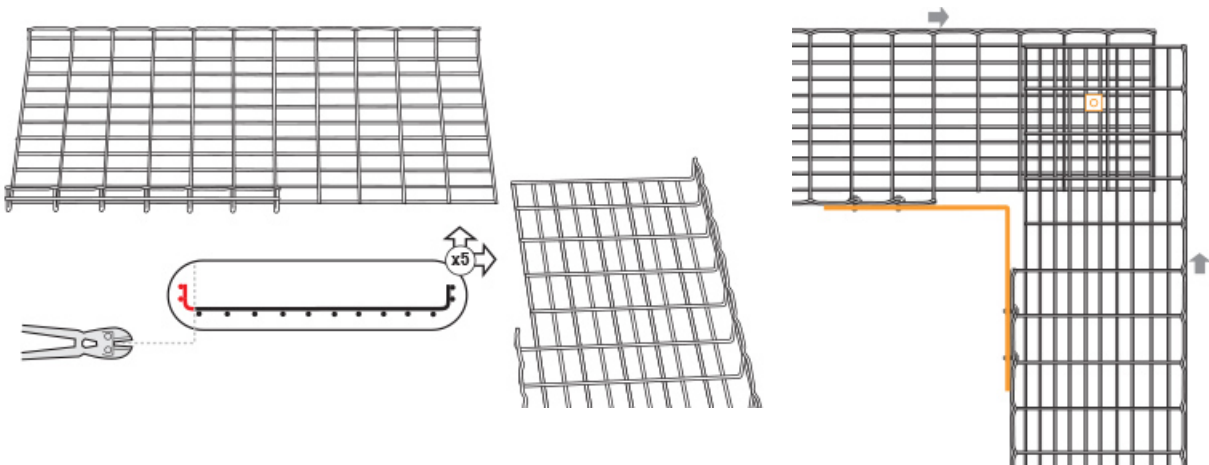
Modelo(s) de Canastilla de Alambre de 150 mm [6"]: SRWB6210STR, SRWB6410STR



Modelo(s) de Canastilla de Alambre de 300 mm [12"]: SRWB12210STR, SRWB12410STR



Modelo de Canastilla de Alambre de 457 mm [18"]: SRWB18410STR

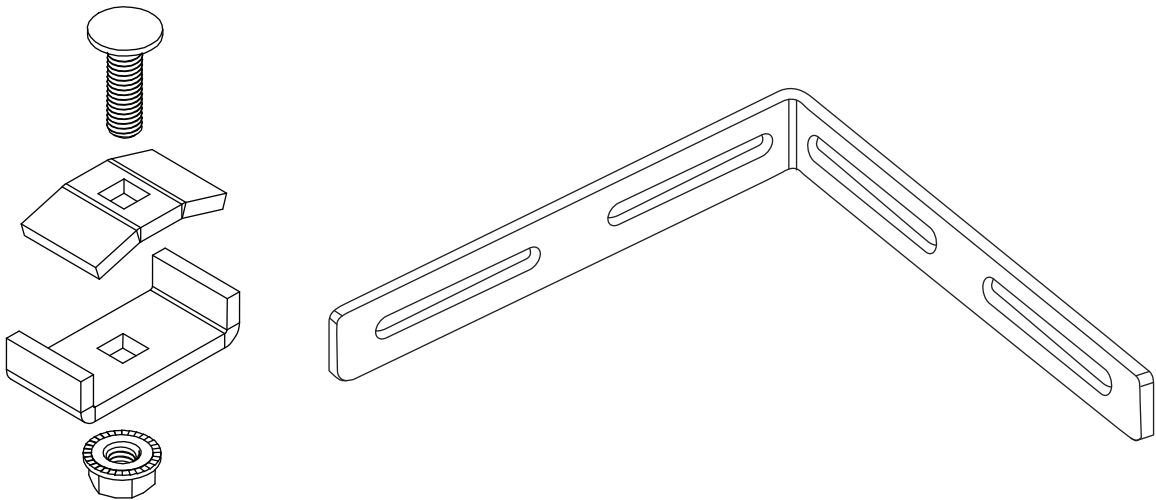




# Guide d'installation

## Trousse de connecteur en L pour tablette à câbles pour panier métallique SRWB

Modèle :  
SRWBLCLR



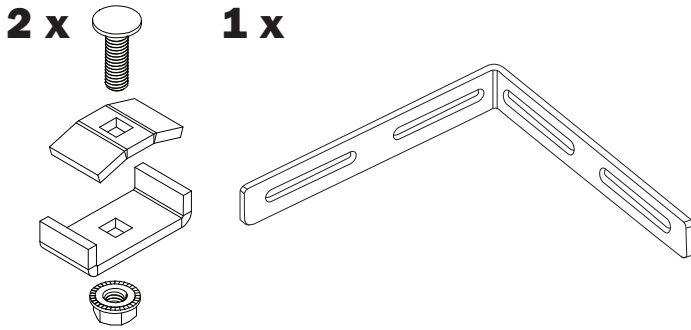
English 1 • Español 5 • Русский 13



1111 W. 35th Street, Chicago, IL 60609 USA • [www.tripplite.com/support](http://www.tripplite.com/support)

Droits d'auteur © 2019 Tripp Lite. Tous droits réservés.

## Liste des pièces



## Configuration de la tablette métallique



Pour des instructions sur la coupe et la fabrication des plateaux pour panier métallique, consulter la documentation incluse avec les paniers métalliques SRWB (vendus séparément).

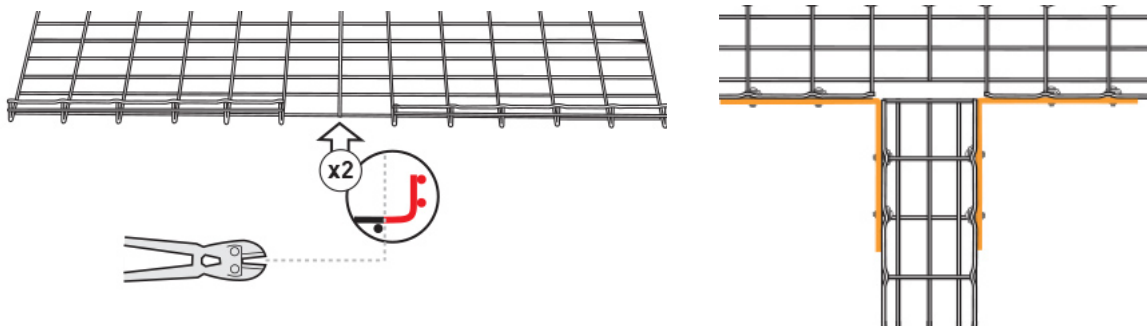
Cette section fournit des modèles de coupe et des instructions de configuration pour la tablette métallique. Pour la vue en coupe illustrée pour chaque modèle de tablette métallique, les fils dans les sections rouges doivent être coupés et les fils dans les sections noires doivent demeurer intacts (consulter l'exemple ci-dessous).



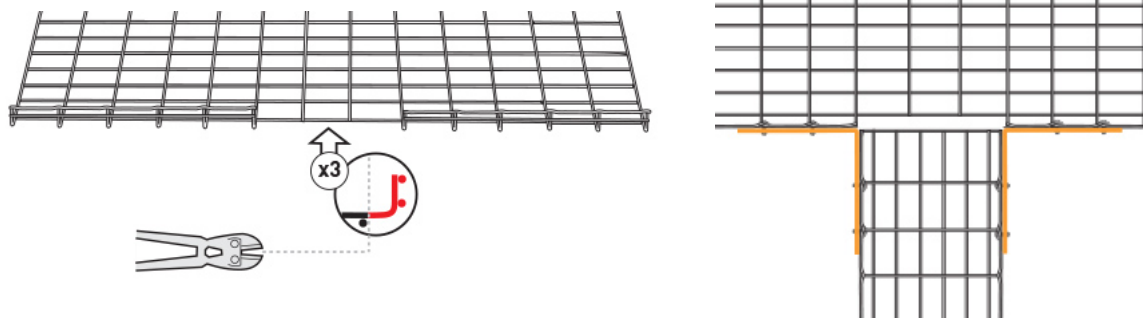
## Assemblage

### Jonctions en T

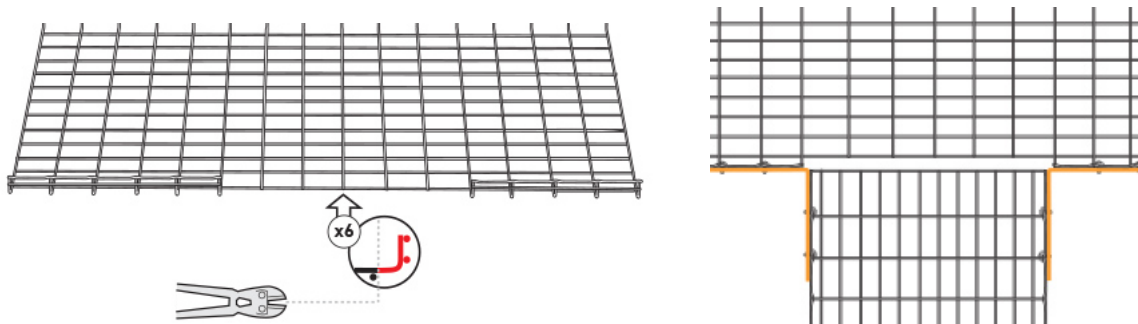
Modèles de panier métallique de 150 mm (6 po) : SRWB6210STR, SRWB6410STR



Modèles de panier métallique de 300 mm (12 po) : SRWB12210STR, SRWB12410STR



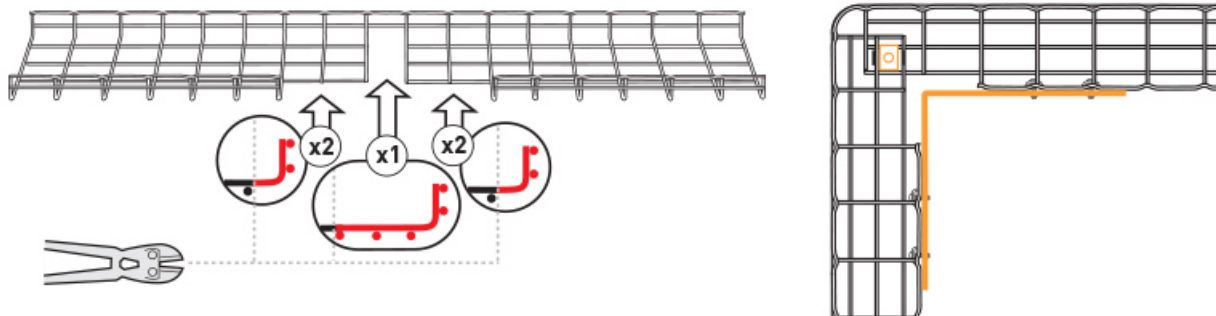
Modèle de panier métallique de 457 mm (18 po) : SRWB18410STR



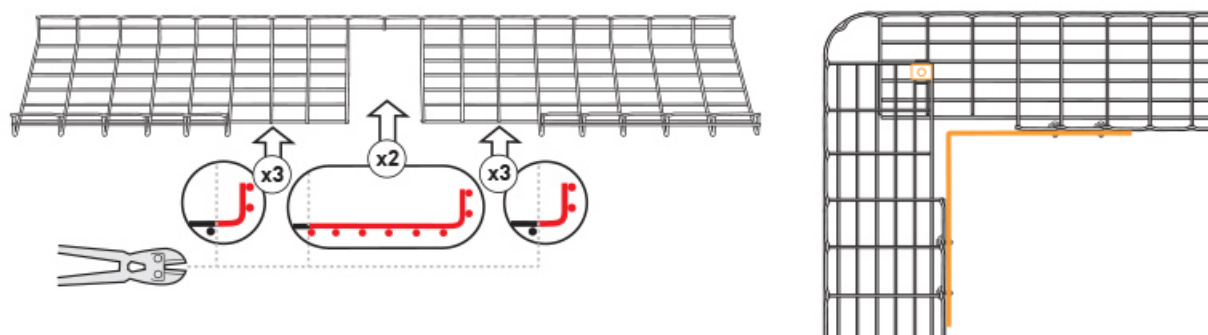
# Assemblage

## Coudes de 90°

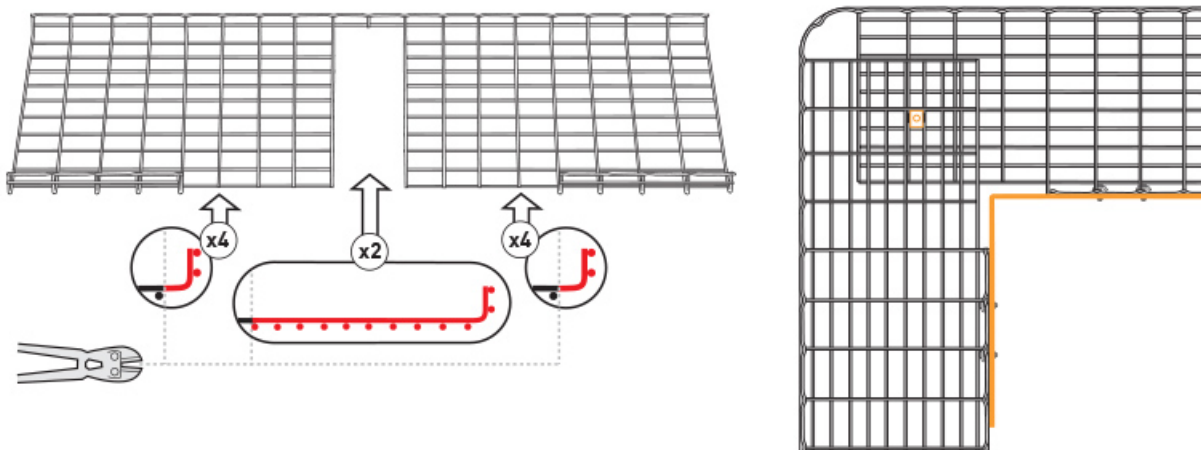
Modèles de panier métallique de 150 mm (6 po) : SRWB6210STR, SRWB6410STR



Modèles de panier métallique de 300 mm (12 po) : SRWB12210STR, SRWB12410STR



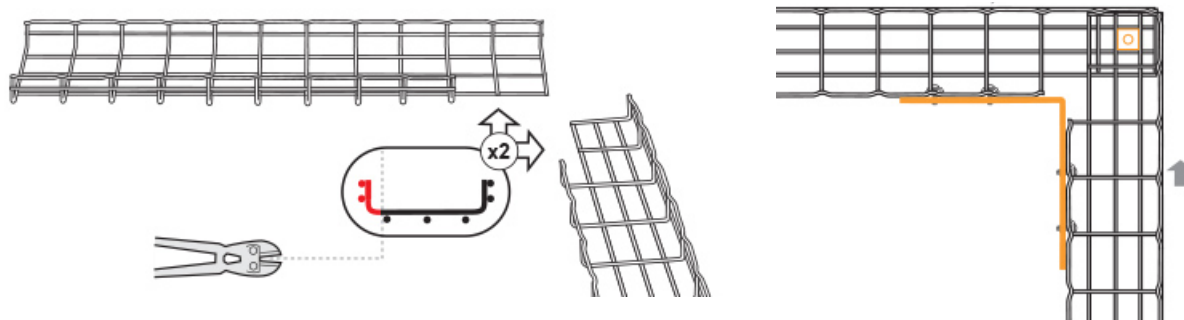
Modèle de panier métallique de 457 mm (18 po) : SRWB18410STR



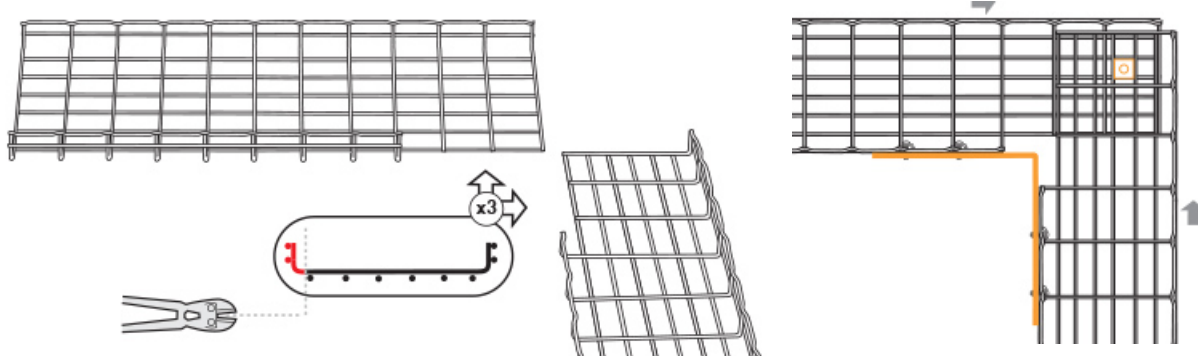
# Assemblage

## Jonctions de 90°

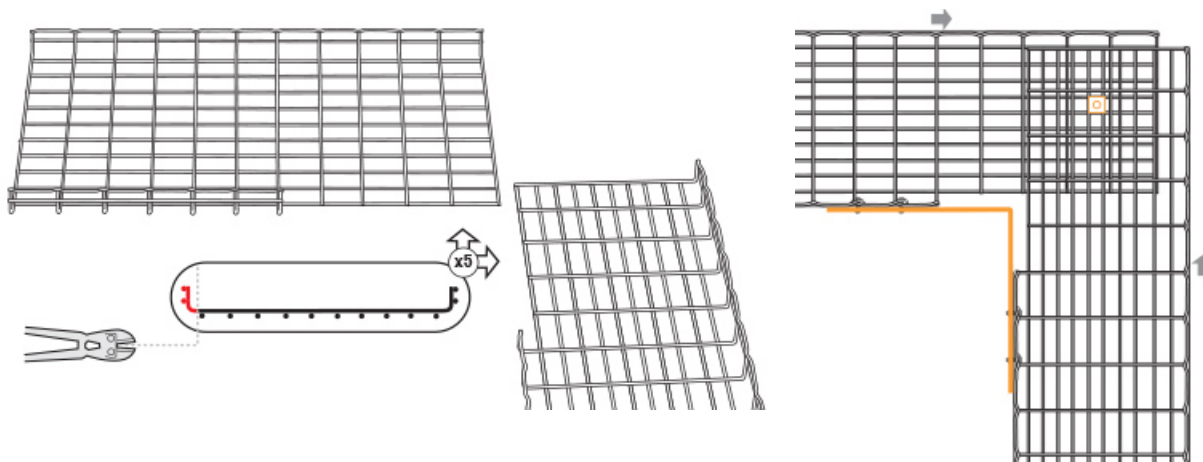
Modèles de panier métallique de 150 mm (6 po) : SRWB6210STR, SRWB6410STR



Modèles de panier métallique de 300 mm (12 po) : SRWB12210STR, SRWB12410STR



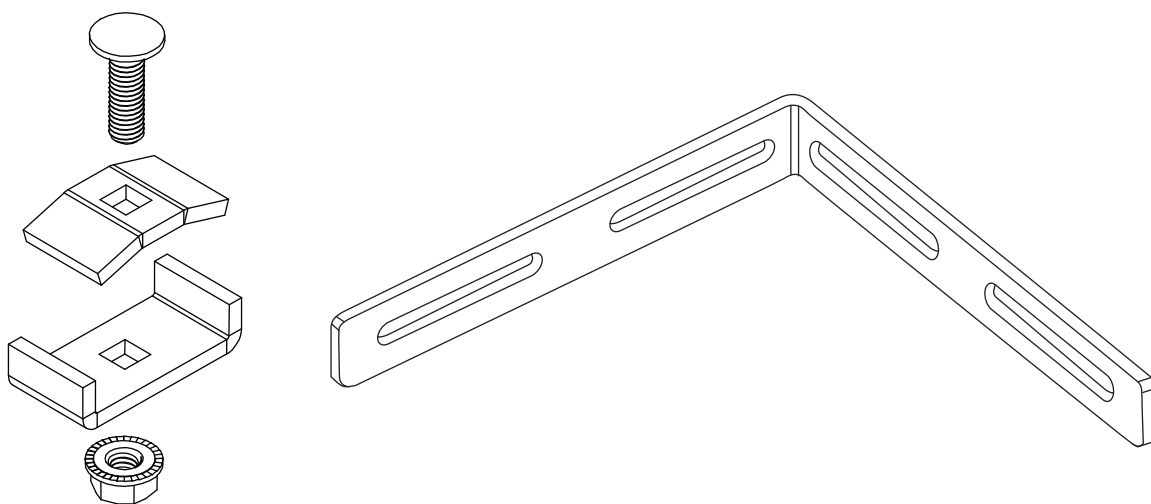
Modèle de panier métallique de 457 mm (18 po) : SRWB18410STR



# Руководство по установке

## Комплект Г-образных соединителей для кабельных лотков проволочно-корзинного типа (SRWB)

Модель:  
SRWBLPLR



English 1 • Español 5 • Français 9

EAC

**TRIPP-LITE**

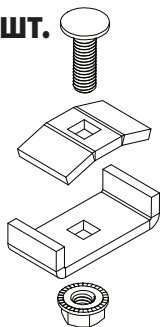


1111 W. 35th Street, Chicago, IL 60609 USA • [www.tripplite.com/support](http://www.tripplite.com/support)

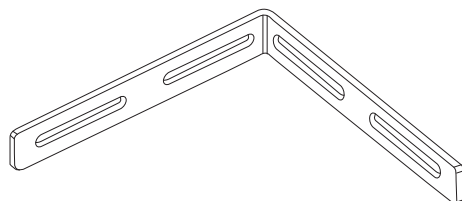
Охраняется авторским правом © 2019 Tripp Lite. Перепечатка запрещается.

## Комплектация

2 шт.



1 шт.




## Конфигурация проволочного лотка



Инструкции по вырезанию и изготовлению лотков проволочно-корзинного типа представлены в документации, поставляемой в комплекте с проволочными корзинами SRWB (продаются отдельно).

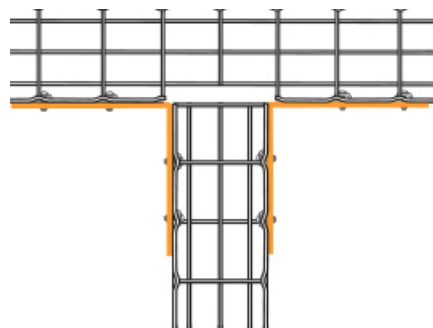
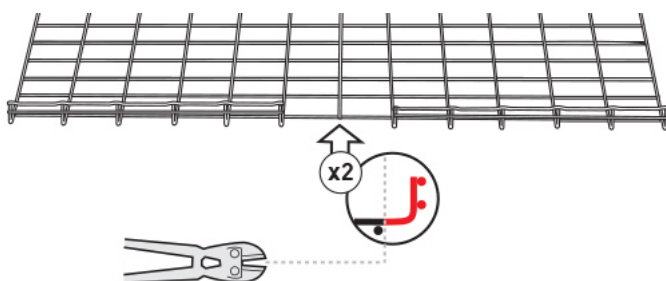
В данном разделе представлены схемы разрезания и указания по компоновке проволочных лотков. В отношении изображений в разрезе, показанных для каждой модели проволочного лотка, прутья в красной части изображения должны разрезаться, а прутья в черной части изображения должны оставаться нетронутыми (см. пример ниже).



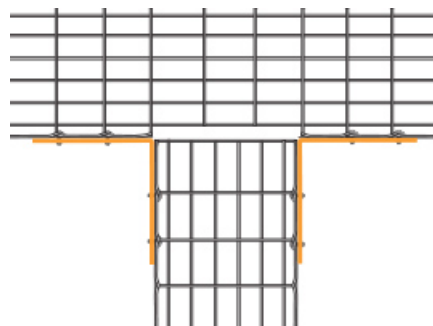
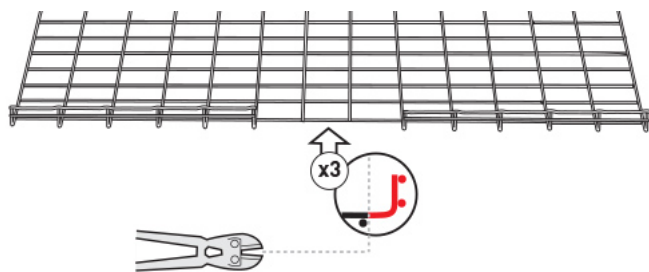
## Порядок сборки

### T-образные соединения

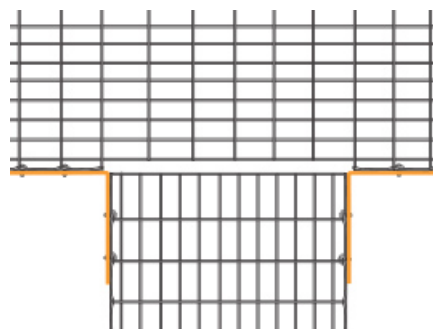
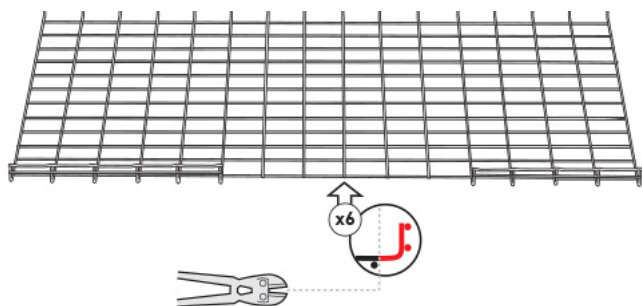
Модели 6-дюймовых (150 мм) проволочных корзин: SRWB6210STR, SRWB6410STR



Модели 12-дюймовых (300 мм) проволочных корзин: SRWB12210STR, SRWB12410STR



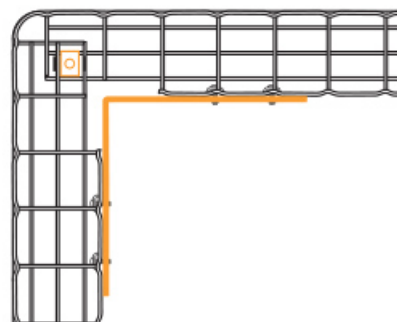
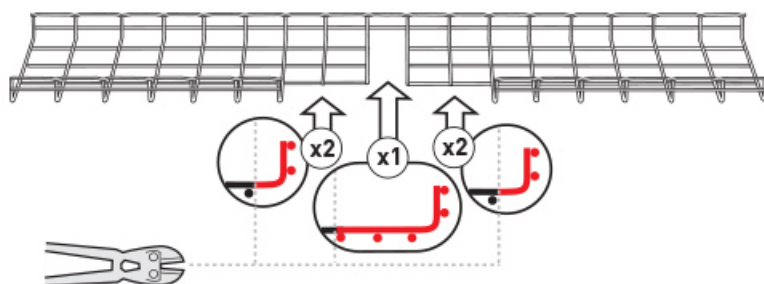
Модель 18-дюймовой (457 мм) проволочной корзины: SRWB18410STR



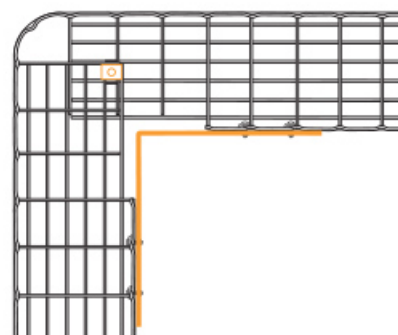
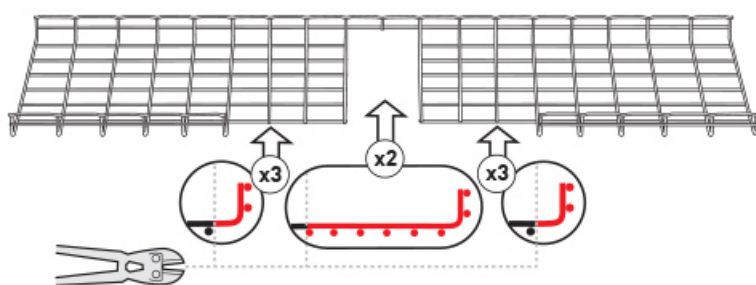
## Порядок сборки

### Прямоугольные (90°) сгибы

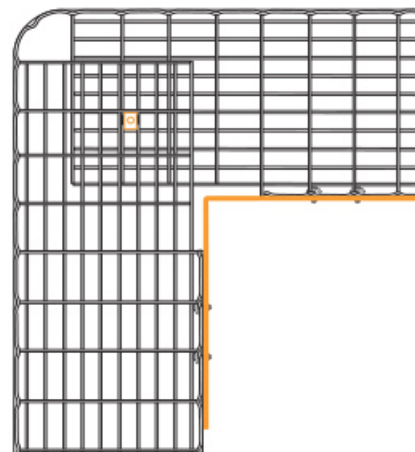
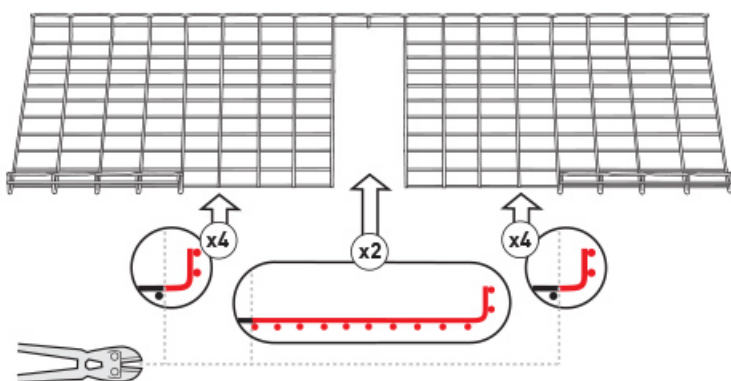
Модели 6-дюймовых (150 мм) проволочных корзин: SRWB6210STR, SRWB6410STR



Модели 12-дюймовых (300 мм) проволочных корзин: SRWB12210STR, SRWB12410STR



Модель 18-дюймовой (457 мм) проволочной корзины: SRWB18410STR

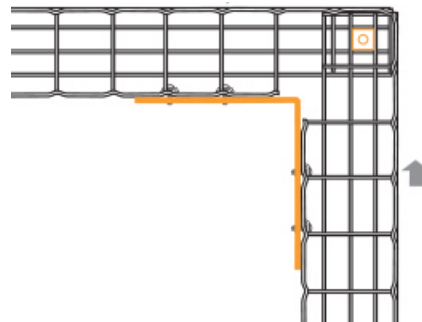
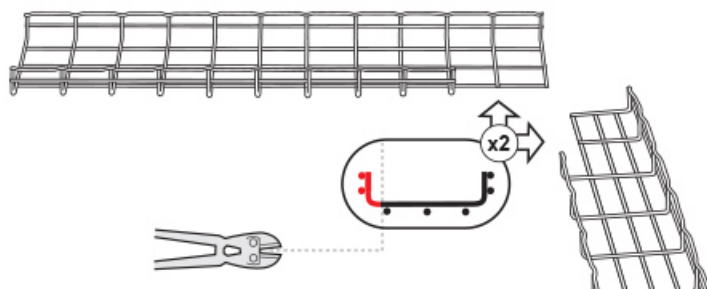




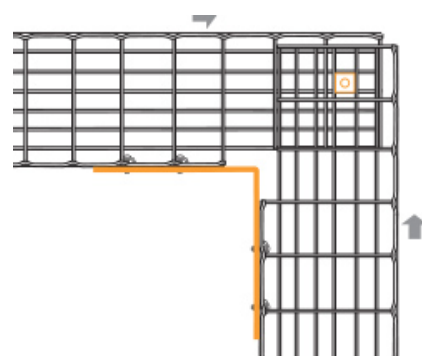
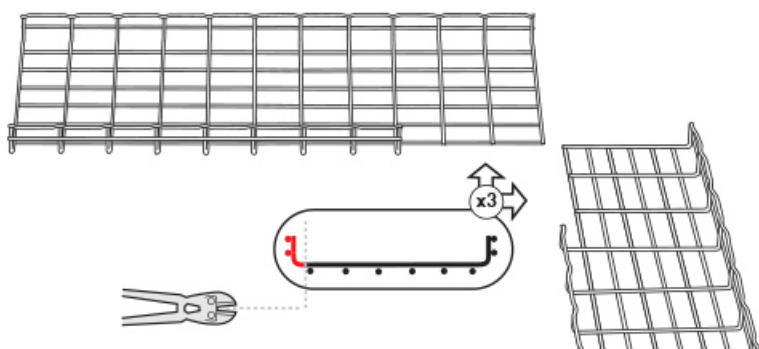
## Порядок сборки

### Прямоугольные (90°) соединения

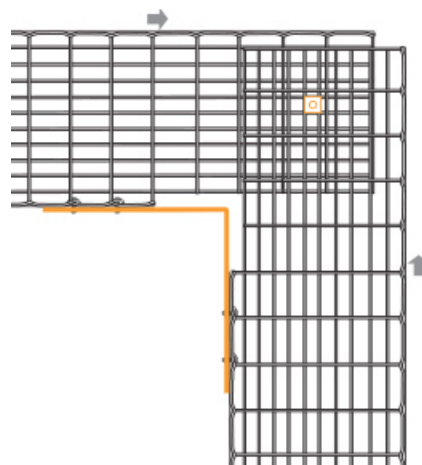
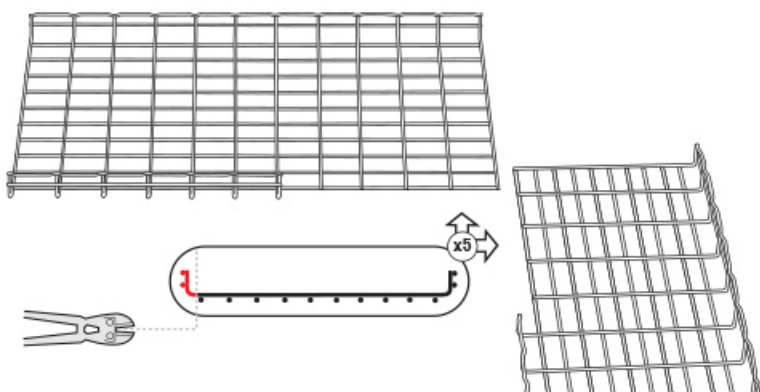
Модели 6-дюймовых (150 мм) проволочных корзин: SRWB6210STR, SRWB6410STR



Модели 12-дюймовых (300 мм) проволочных корзин: SRWB12210STR, SRWB12410STR



Модель 18-дюймовой (457 мм) проволочной корзины: SRWB18410STR



# TRIPP·LITE

95  
ВОЛН  
ЛЕТ  
Продукция высшего  
качества.

1111 W. 35th Street, Chicago, IL 60609 USA • [www.tripplite.com/support](http://www.tripplite.com/support)