

User's Guide

TRENDNET[®]



**USB 3.0 to Gigabit Adapter + USB Hub
USB-C to Gigabit Adapter + USB Hub**

TU3-ETGH3 / TUC-ETGH3

Contents

Product Overview	2
Package Contents	2
Features	2
Hardware Interface.....	3
Ethernet Adapter Driver Installation.....	4
Windows® OS Installation.....	4
Verifying Driver Installation.....	6
For Windows.....	6
TU3-ETGH3: Technical Specifications	7
TUC-ETGH3: Technical Specifications	8

Product Overview



TU3-ETGH3

TUC-ETGH3

Package Contents

TU3-ETGH3 package includes:

- TU3-ETGH3
- Quick Installation Guide
- CD-ROM (Drivers & User's Guide)

TUC-ETGH3 package includes:

- TUC-ETGH3
- Quick Installation Guide
- CD-ROM (Drivers & User's Guide)

If any package contents are missing or damaged, please contact the retail store, online retailer, or reseller/distributor from which the product was purchased.

Features

TU3-ETGH3: USB 3.0 to Gigabit Adapter + USB Hub

TRENDnet's USB 3.0 to Gigabit Adapter + USB Hub, model TU3-ETGH3, adds a Gigabit Ethernet port and three 5Gbps SuperSpeed USB 3.0 ports to a Windows® or Mac® computer. The USB adapter and hub combo offers easy installation – simply plug in flash drives, printers, scanners and other USB 3.0 devices at speeds ten times faster than a USB 2.0 connection. The TU3-ETGH3 is also compatible with USB 2.0 and 1.1 devices.

TUC-ETGH3: USB-C to Gigabit Adapter + USB Hub

TRENDnet's USB-C to Gigabit Adapter + USB Hub, model TUC-ETGH3, adds a Gigabit Ethernet port and three 5Gbps SuperSpeed USB 3.0 ports to a Windows® or Mac® computer. Easy installation – simply plug in flash drives, printers, scanners and other USB 3.0 devices at speeds ten times faster than a USB 2.0 connection. This USB-C adapter and hub combination is also compatible with USB 2.0 and 1.1 devices.

Gigabit Ethernet

Adds a Gigabit Ethernet port

USB Hub

Easily connect up to three USB 3.0 devices to a desktop or notebook PC

Installation Flexibility

Integrated cable accommodates most installation scenarios.

Operating Systems

Compatible with Windows and Mac operating systems

Backwards Compatibility


Compatible with USB 2.0 and 1.1 devices

LED Indicators

LED indicators display link and activity


Hardware Interface

TU3-ETGH3



- **USB 3.0 Connector** – Connect this end of the cable to your computer or laptop's USB 3.0 port.
- **Ethernet port** – Connect an Ethernet cable from your router's LAN ports to your wired network devices.
- **3 Port USB Hub** – Connect up to three USB 3.0 devices to the USB hub. These USB 3.0 ports are backwards compatible with USB 2.0 and USB 1.1 devices.

TUC-ETGH3



- **USB-C Connector** – Connect this end of the cable to your computer or laptop's USB Type-C port.
- **Ethernet port** – Connect an Ethernet cable from your router's LAN ports to your wired network devices.
- **3 Port USB Hub** – Connect up to three USB 3.0 devices to the USB hub. These USB 3.0 ports are backwards compatible with USB 2.0 and USB 1.1 devices.

Ethernet Adapter Driver Installation

This section describes how to install the software driver for the USB hub's Ethernet adapter.

Note: Using TU3-ETGH3/TUC-ETGH3 with a macOS computer or laptop does not require driver installation. The USB hub is plug and play on Mac operating systems.

Windows® OS Installation

Supported operating systems: Windows® 10, 8.1, 8

For any updates, please check the TRENDnet website www.trendnet.com.

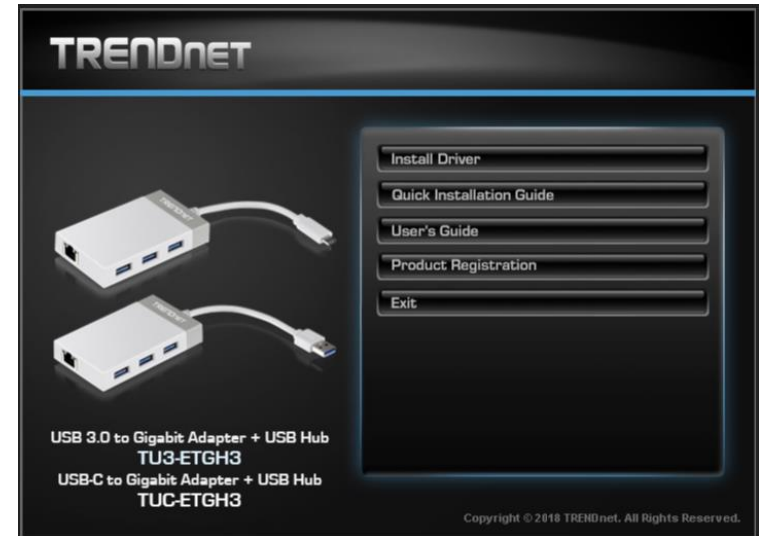
1. Insert the included CD-ROM into your computer's CD-ROM drive.

Note: If you do not have the included CD-ROM, you can download the drivers from <http://www.trendnet.com/support/>.



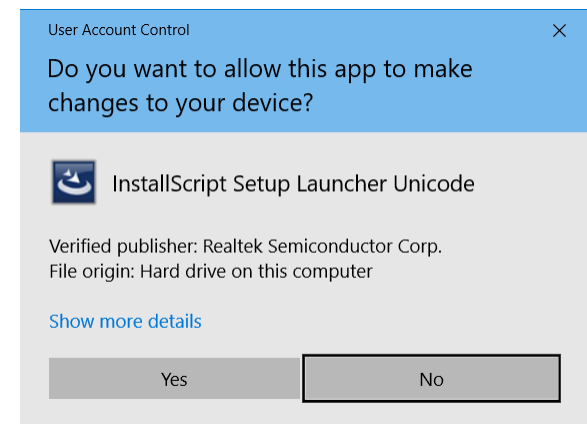
Caution: DO NOT connect the Ethernet adapter to your computer before you install the provided driver.

2. Click on the Install Driver button to begin installation.

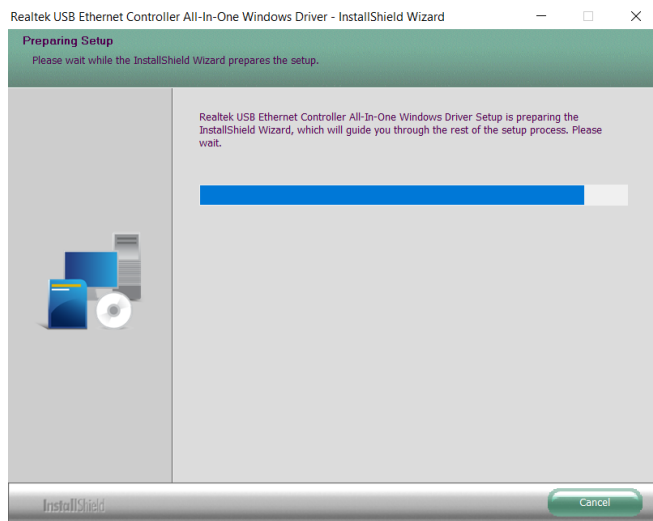


Note: During the installation, you might see these warning message, please select Yes to continue driver installation.

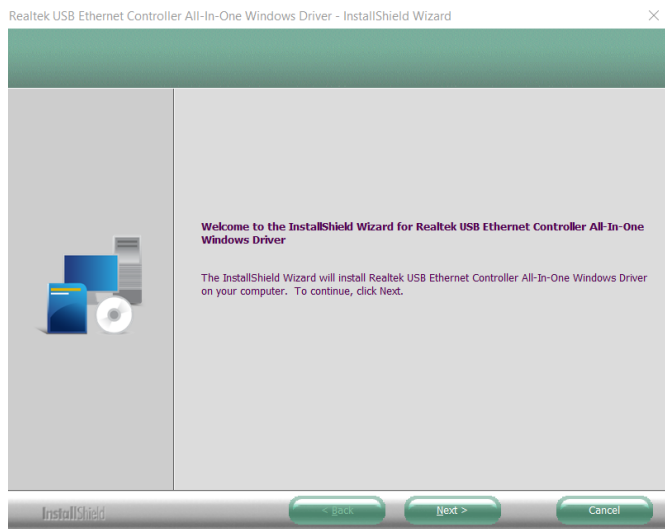
(Windows 10)



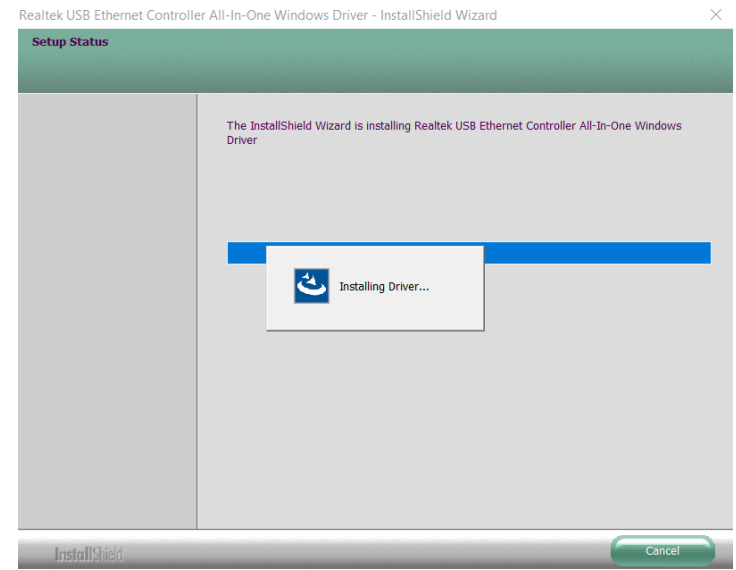
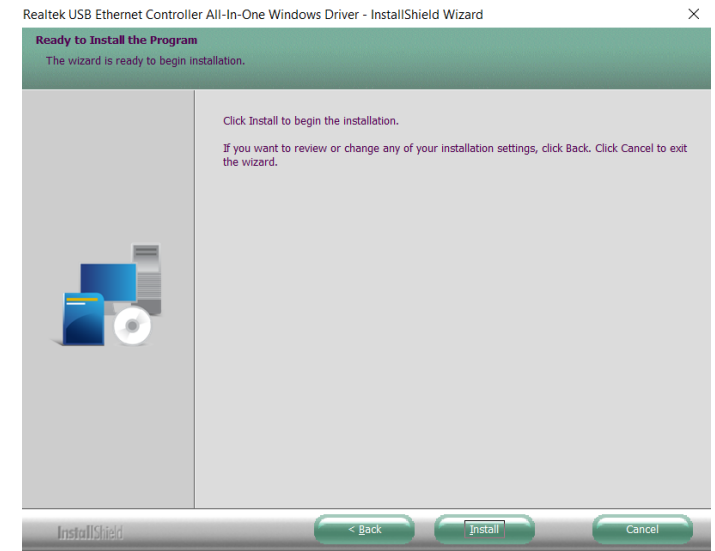
- The Install Wizard will automatically begin preparing installation of the Ethernet Adapter driver.



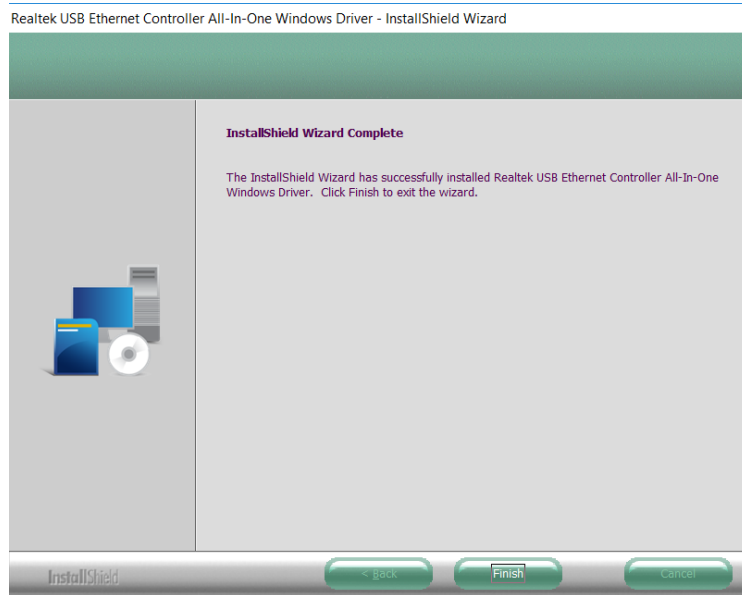
- Click next.



- Click Install to begin driver installation.



- Once the driver installation is complete, click Finish to exit the Install Wizard.



Now the installation is completed. You can connect the adapter to your USB 3.0/2.0 port, then connect your network cable from the router to the adapter.

The Link LED should light up green to indicate a proper physical connection between the adapter and the network. If the Link LED doesn't light up, please verify the cable connections between all the network devices.

Verifying Driver Installation

For Windows

Once you finished the installation, you can open Windows **Device Manager** to verify if your Ethernet adapter is properly installed.

To access the **Device Manager**:

- On Windows® 10/8.1/8, open **Control Panel** and click on **Device Manager**

In the Network adapters group, an item named **Realtek USB GbE Family Controller #2** should be displayed.

If there is a question or exclamation mark next to that item, then the driver is not properly installed. Please delete the item, select the **Delete the driver software for this device** option (if provided), unplug the adapter from your computer and then repeat the installation steps.

TU3-ETGH3: Technical Specifications

Standards

- IEEE 802.3
- IEEE 802.3u
- IEEE 802.3ab
- IEEE 802.3x
- IEEE 802.3az
- USB 3.0
- USB 2.0
- USB 1.1

Interface

- 1 x USB 3.0 connector
- 3 x USB 3.0 ports
- 1 x Gigabit port

Maximum Data Rate

- Up to 2Gbps (Gigabit port)
- Up to 5Gbps (USB port)

Special Features

- Compact form factor
- Energy saving GREENnet technology
- Flexible USB 3.0 cable

USB Bus Powered

- Output: 5V, 0.9A
- Consumption 4.5W (max.)

System Compatibility

- Windows: 10, 8.1, 8
- macOS: 10.9 – 10.13

Operating Temperature

- 0 - 40 °C (32 - 104 °F)

Operating Humidity

- Max. 90% non-condensing

Certifications

- CE
- FCC

Dimensions

- 92 x 55 x 16 mm (3.6 x 2.2 x .63 in.)
- 54g (1.9 oz.)

Warranty

- 2 year limited

Package Contents

- TU3-ETGH3
- Quick Installation Guide
- CD-ROM (Driver & User's Guide)

TUC-ETGH3: Technical Specifications

Standards

- IEEE 802.3
- IEEE 802.3u
- IEEE 802.3ab
- IEEE 802.3x
- IEEE 802.3az
- USB Type-C
- USB 3.0
- USB 2.0
- USB 1.1

Interface

- 1 x USB Type-C connector
- 3 x USB 3.0 ports
- 1 x Gigabit port

Maximum Data Rate

- Up to 2Gbps (Gigabit port)
- Up to 5Gbps (USB port)

Special Features

- Compact form factor
- Energy saving GREENnet technology
- Flexible USB Type-C cable

USB Bus Powered

- Output: 5V, 0.9A
- Consumption 4.5W (max.)

System Compatibility

- Windows: 10, 8.1, 8
- macOS: 10.9 – 10.13

Operating Temperature

- 0 - 40 °C (32 - 104 °F)

Operating Humidity

- Max. 90% non-condensing

Certifications

- CE
- FCC

Dimensions

- 92 x 55 x 16 mm (3.6 x 2.2 x .63 in.)
- 54g (1.9 oz.)

Warranty

- 2 year limited

Package Contents

- TUC-ETGH3
- Quick Installation Guide
- CD-ROM (Driver & User's Guide)

Federal Communication Commission Interference Statement

This equipment has been tested and found to comply with the limits for a Class B digital device, pursuant to Part 15 of the FCC Rules. These limits are designed to provide reasonable protection against harmful interference in a residential installation. This equipment generates, uses and can radiate radio frequency energy and, if not installed and used in accordance with the instructions, may cause harmful interference to radio communications. However, there is no guarantee that interference will not occur in a particular installation. If this equipment does cause harmful interference to radio or television reception, which can be determined by turning the equipment off and on, the user is encouraged to try to correct the interference by one of the following measures:

- Reorient or relocate the receiving antenna.
- Increase the separation between the equipment and receiver.
- Connect the equipment into an outlet on a circuit different from that to which the receiver is connected.
- Consult the dealer or an experienced radio/TV technician for help.

FCC Caution: Any changes or modifications not expressly approved by the party responsible for compliance could void the user's authority to operate this equipment.

This device complies with Part 15 of the FCC Rules. Operation is subject to the following two conditions: (1) This device may not cause harmful interference, and (2) this device must accept any interference received, including interference that may cause undesired operation.



IMPORTANT NOTE:

Radiation Exposure Statement:

This equipment complies with FCC radiation exposure limits set forth for an uncontrolled environment. This equipment should be installed and operated with minimum distance 20cm between the radiator & your body.

This transmitter must not be co-located or operating in conjunction with any other antenna or transmitter.

Country Code selection feature to be disabled for products marketed to the US/CANADA

RoHS

This product is RoHS compliant.



Europe – EU Declaration of Conformity

TRENDnet hereby declare that the product is in compliance with the essential requirements and other relevant provisions under our sole responsibility.

EMC

EN 55032: 2015

EN 55035: 2017

EN 61000-3-2:2014

EN 61000-3-3:2013

AS/NZS CISPR 32:2015

Directives:

EMC Directive 2014/30/EU

REACH Regulation (EC) No. 1907/2006

RoHS Directive 2011/65/EU

WEEE Directive 2012/19/EU



CE Mark Warning

This is a Class B product. In a domestic environment, this product may cause radio interference, in which case the user may be required to take adequate measures.

Limited Warranty

TRENDnet warrants only to the original purchaser of this product from a TRENDnet authorized reseller or distributor that this product will be free from defects in material and workmanship under normal use and service. This limited warranty is non-transferable and does not apply to any purchaser who bought the product from a reseller or distributor not authorized by TRENDnet, including but not limited to purchases from Internet auction sites.

Limited Warranty

TRENDnet warrants its products against defects in material and workmanship, under normal use and service. Specific warranty periods are listed on each of the respective product pages on the TRENDnet website.

- AC/DC Power Adapter, Cooling Fan, and Power Supply carry a one-year warranty.

Limited Lifetime Warranty

TRENDnet offers a limited lifetime warranty for all of its metal-enclosed network switches that have been purchased in the United States/Canada on or after 1/1/2015.

- Cooling fan and internal power supply carry a one-year warranty

To obtain an RMA, the ORIGINAL PURCHASER must show Proof of Purchase and return the unit to the address provided. The customer is responsible for any shipping-related costs that may occur. Replacement goods will be shipped back to the customer at TRENDnet's expense.

Upon receiving the RMA unit, TRENDnet may repair the unit using refurbished parts. In the event that the RMA unit needs to be replaced, TRENDnet may replace it with a refurbished product of the same or comparable model.

In the event that, after evaluation, TRENDnet cannot replace the defective product or there is no comparable model available, we will refund the depreciated value of the product.

If a product does not operate as warranted during the applicable warranty period, TRENDnet shall reserve the right, at its expense, to repair or replace the defective product or part and deliver an equivalent product or part to the customer. The repair/replacement unit's warranty continues from the original date of purchase. All products that are replaced become the property of TRENDnet. Replacement products may be new or reconditioned. TRENDnet does not issue refunds or credit. Please contact the point-of-purchase for their return policies.

TRENDnet shall not be responsible for any software, firmware, information, or memory data of customer contained in, stored on, or integrated with any products returned to TRENDnet pursuant to any warranty.

There are no user serviceable parts inside the product. Do not remove or attempt to service the product by any unauthorized service center. This warranty is voided if (i) the product has been modified or repaired by any unauthorized service center, (ii) the product was subject to accident, abuse, or improper use, or (iii) the product was subject to conditions more severe than those specified in the manual.

Warranty service may be obtained by contacting TRENDnet within the applicable warranty period and providing a copy of the dated proof of the purchase. Upon proper submission of required documentation, a Return Material Authorization (RMA) number will be issued. An RMA number is required in order to initiate warranty service support for all TRENDnet products. Products that are sent to TRENDnet for RMA service must have the RMA number marked on the outside of return packages and sent to TRENDnet prepaid, insured and packaged appropriately for safe shipment. International customers

shipping from outside of the USA and Canada are responsible for any return shipping and/or customs charges, including but not limited to, duty, tax, and other fees.

Refurbished product: Refurbished products carry a 90-day warranty after date of purchase. Please retain the dated sales receipt with purchase price clearly visible as evidence of the original purchaser's date of purchase. Replacement products may be refurbished or contain refurbished materials. If TRENDnet, by its sole determination, is unable to replace the defective product, we will offer a refund for the depreciated value of the product.

WARRANTIES EXCLUSIVE: IF THE TRENDNET PRODUCT DOES NOT OPERATE AS WARRANTED ABOVE, THE CUSTOMER'S SOLE REMEDY SHALL BE, AT TRENDNET'S OPTION, REPAIR OR REPLACE. THE FOREGOING WARRANTIES AND REMEDIES ARE EXCLUSIVE AND ARE IN LIEU OF ALL OTHER WARRANTIES, EXPRESSED OR IMPLIED, EITHER IN FACT OR BY OPERATION OF LAW, STATUTORY OR OTHERWISE, INCLUDING WARRANTIES OF MERCHANTABILITY AND FITNESS FOR A PARTICULAR PURPOSE. TRENDNET NEITHER ASSUMES NOR AUTHORIZES ANY OTHER PERSON TO ASSUME FOR IT ANY OTHER LIABILITY IN CONNECTION WITH THE SALE, INSTALLATION, MAINTENANCE, OR USE OF TRENDNET'S PRODUCTS.

TRENDNET SHALL NOT BE LIABLE UNDER THIS WARRANTY IF ITS TESTING AND EXAMINATION DISCLOSE THAT THE ALLEGED DEFECT IN THE PRODUCT DOES NOT EXIST OR WAS CAUSED BY CUSTOMER'S OR ANY THIRD PERSON'S MISUSE, NEGLIGENCE, IMPROPER INSTALLATION OR TESTING, UNAUTHORIZED ATTEMPTS TO REPAIR OR MODIFY, OR ANY OTHER CAUSE BEYOND THE RANGE OF THE INTENDED USE, OR BY ACCIDENT, FIRE, LIGHTNING, OR OTHER HAZARD.

LIMITATION OF LIABILITY: TO THE FULL EXTENT ALLOWED BY LAW, TRENDNET ALSO EXCLUDES FOR ITSELF AND ITS SUPPLIERS ANY LIABILITY, WHETHER BASED IN

CONTRACT OR TORT (INCLUDING NEGLIGENCE), FOR INCIDENTAL, CONSEQUENTIAL, INDIRECT, SPECIAL, OR PUNITIVE DAMAGES OF ANY KIND, OR FOR LOSS OF REVENUE OR PROFITS, LOSS OF BUSINESS, LOSS OF INFORMATION OR DATE, OR OTHER FINANCIAL LOSS ARISING OUT OF OR IN CONNECTION WITH THE SALE, INSTALLATION, MAINTENANCE, USE, PERFORMANCE, FAILURE, OR INTERRUPTION OF THE POSSIBILITY OF SUCH DAMAGES, AND LIMITS ITS LIABILITY TO REPAIR, REPLACEMENT, OR REFUND OF THE PURCHASE PRICE PAID, AT TRENDNET'S OPTION. THIS DISCLAIMER OF LIABILITY FOR DAMAGES WILL NOT BE AFFECTED IF ANY REMEDY PROVIDED HEREIN SHALL FAIL OF ITS ESSENTIAL PURPOSE.

Governing Law: This Limited Warranty shall be governed by the laws of the state of California.

Some TRENDnet products include software code written by third party developers. These codes are subject to the GNU General Public License ("GPL") or GNU Lesser General Public License ("LGPL").

Visit <http://www.trendnet.com/gpl> or the support section on <http://www.trendnet.com> and search for the desired TRENDnet product to access to the GPL Code or LGPL Code. These codes are distributed WITHOUT WARRANTY and are subject to the copyrights of the developers. TRENDnet does not provide technical support for these codes. Please visit <http://www.gnu.org/licenses/gpl.txt> or <http://www.gnu.org/licenses/lgpl.txt> for specific terms of each license.

2018/6/8



Product Warranty Registration

Please take a moment to register your product online.
Go to TRENDnet's website at <http://www.trendnet.com/register>

TRENDnet
20675 Manhattan Place
Torrance, CA 90501. USA