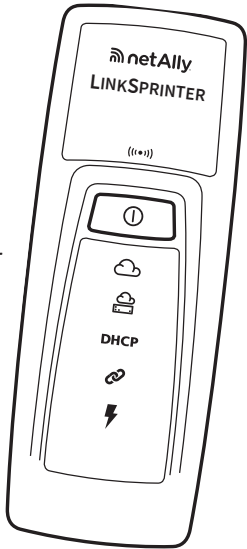




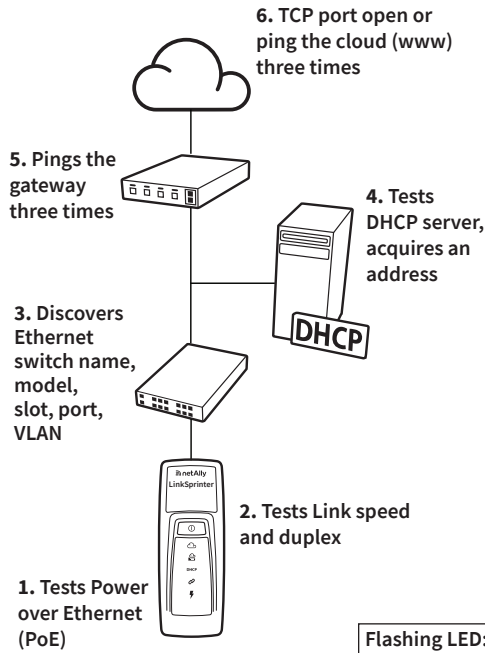
LINKSPRINTER™ Network Tester

User Guide

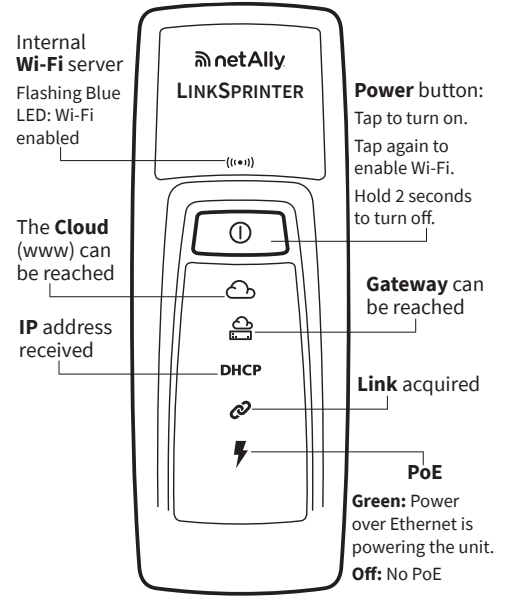
The LinkSprinter runs a connectivity test and sends the test results to the Link-Live Cloud Service.



What is tested?



LinkSprinter Symbols



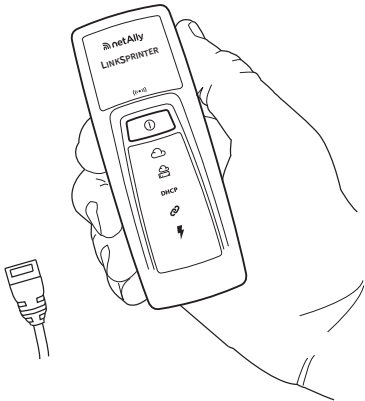
Flashing LED: The test is in progress.
 Green LED: The test passed.
 Red LED: The test failed. Red PoE: Low PoE voltage.
 Yellow Link LED: Detected downshift from Max advertised speed.
 Yellow Gateway or Cloud: 1 or 2 pings missed or TCP handshakes failed.

Claiming Your LinkSprinter to Link-Live Cloud Service

1 Prepare to Claim

If Power over Ethernet (PoE) is not available to you, insert two AA batteries into the back of your LinkSprinter (*but do not power it on yet*).

Ensure that you have an Ethernet cable connected to an active network with access to the Internet (*but not connected to the LinkSprinter yet*).



Link-Live Cloud Service is a free, online system for viewing, organizing, and reporting your LinkSprinter test results. Once your LinkSprinter is claimed, your test results are automatically uploaded to Link-Live.

2 Sign Up and Sign In

Create your user account at: Link-Live.com

Follow the instructions to activate your account, then sign in.

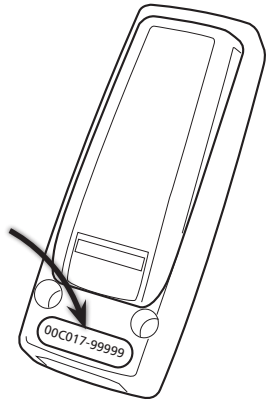


3 Claim

The first time you sign in to Link-Live, a pop-up window appears prompting you to claim your device.

Follow the claiming instructions on the screen for LinkSprinter.

To claim, Link-Live needs the Unit number (last 6 digits of MAC) from the back of your device.

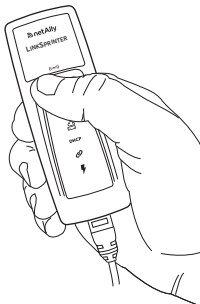


Connecting LinkSprinter to Your Mobile Device

1 Turn on Link-Sprinter Wi-Fi

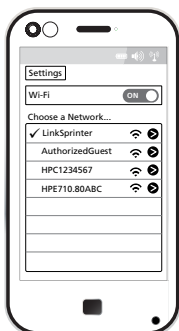
Tap the LinkSprinter power button, then tap again.

The blue Wi-Fi icon flashes when Wi-Fi is enabled and stays on when the LinkSprinter is connected to a mobile device.



2 View Networks

On your mobile device, navigate to the list of Wi-Fi networks.



3 Connect to LinkSprinter SSID

Select the LinkSprinter SSID, called "LinkSprinter" + last 6 digits of the MAC Address.

4 Open Mobile Interface

Open your mobile device browser, and input the IP address 172.16.9.9 or ui.linksprinter.com.

The mobile device is now linked to your LinkSprinter and ready to begin testing.

Detailed test results are also sent by email. Send a Reply to the Results email to add a comment or photo attachment to the result in the cloud.

Mobile Device Interface Main Page

Mobile Device Interface Main Page

- 47V (PoE status)
- Apply a comment to every result
- Run a new test of the network
- 10/100/1000 HDx/FDx (Link status)
- Core-Switch02.dh.com (Gateway)
- Test results
- DHCP 192.168.001.100 (DHCP server)
- 192.168.001.001 (IP address received)
- www.google.com (Cloud)
- Click to Add Comments
- Apply a comment to the last test result
- Go to Results Page
- Go to Settings Menu
- Go to Tools Menu

Results Page

47V — Power over Ethernet voltage

47V — Bold indicates actual link speed and duplex

10/100/1000 HDx/FDx — Advertised Link Speed and Duplex, Receive Pair and polarity

Advertiser: 10/100/1000 HDx/FDx
Rx Pair: 1,2
Polarity: normal — Name of nearest switch

Core-Switch02.dhr.com — Name of nearest switch

Name: Core-Switch02.dhr.com
Port: GigabitEthernet1/0/47
VLAN: 21
Model: cisco WS-C2960S-48TS-L
IP/MAC: 172.031.163.010 — Switch Port Advertisement from LLDP or CDP (optional)

DHCP 192.168.001.100 — DHCP address received

Server: 193.211.132.127
Subnet: 255.255.254.000
DNS1: 192.161.002.170
DNS2: 192.161.002.173 — DHCP server, subnet and DNS server address

192.168.001.001 — Gateway IP address

2ms, 5ms, - — Ping response times (3)-- means no response

www.google.com — Target DNS name or IP address

Type: TCP
Port: 80(HTTP)
IP: 172.016.200.100
84ms, 89ms, 73ms — Ping or TCP port

IP address if DNS name TCP or PING response times (3)

Mobile Interface

Settings Menu

Test at 1 Gb when advertised. Off by default. — **Test 1Gb** (Off)

3-minute Auto-off — **Auto-off** (On)

Send test results to cloud — **Cloud Service** (On)

Set units for cable test — **Cable Unit** (Feet)

Configure DHCP or static IP address — **IP** (DHCP)

Configure target DNS name or IP address and Configure PING or TCP port test type — **WWW** (www.google.com:80(HTTP))

Configure SSID and channel of built-in AP — **Wi-Fi** (LinkSprinter, <Ch2>)

Configure web proxy settings (if required by network administrator) — **Proxy**

Tools Menu

Run the Cable Test — **Cable**

Flash a switch port to confirm wiring — **FlashPort**

FlashPort — **Flash a switch port to confirm wiring**

Cable — **Run the Cable Test**

FlashPort — **Flash a switch port to confirm wiring**

Go to [NetAlly.com/products/LinkSprinter](https://www.netally.com/products/LinkSprinter) for more information about your LinkSprinter.

Environmental and Regulatory Specifications

Environmental	
Operating Temperature and Relative Humidity	32°F to 122°F (0°C to 50°C), Relative Humidity 5% to 90%, Non-condensing
Storage temperature	-4°F to 140°F (-20°C to 60°C)
Shock and vibration	Random 2g, 5Hz - 500 Hz (class 2), 1 m drop
Safety	IEC 61010-1, CAT none, Pollution degree 2
Operating altitude	13,123 ft (4,000 m)
Storage altitude	39,370 ft (12,000 m)
EMC	IEC 61326-1, Portable
Wireless	
Specification Compliance	IEEE 802.11 b/g
Frequency Channels	802.11 Channels 1 thru 11, default is 11
Operating Frequency	2.412-2.484 Ghz, ISM Band
Regulatory Domain	EN 301 489-1/17
General	
Dimensions	4.36" x 1.6" x 1.28" (11.07 cm x 4.06 cm x 3.25 cm)
Weight with batteries	0.255 lb (0.116 kg)
Battery	2 AA Alkaline, IEC LR6, or ANSI/NEDA 15A
Browser	Internet Explorer 9.0, Firefox 3.6, Chrome 5.0, Safari 5.1 (minimum revision).

NetAlly.com

Useful Websites

[NetAlly.com/products/LinkSprinter](https://www.netally.com/products/LinkSprinter) for product information

[NetAlly.com/Support](https://www.netally.com/Support) for customer assistance

[NetAlly.com/Terms-and-Conditions](https://www.netally.com/Terms-and-Conditions) for warranty

[NetAlly.com/Registration](https://www.netally.com/Registration) to register your product and receive updates from NetAlly

Software Notice

This product uses:
 FreeRTOS - Copyright (C) 2010 Real Time Engineers Ltd
 FreeRTOS information can be found at www.freertos.org.
 lwIP - Copyright (c) 2001-2004 Swedish Institute of Computer Science.
 jQuery/jQuery mobile - Copyright 2013 The jQuery Foundation.
 uIP - Copyright (c) 2004, Swedish Institute of Computer Science.
 All rights reserved.
 Software license statements and files are available at [Link-Live.com/OpenSource](https://www.netally.com/OpenSource).

lwIP is licensed under the BSD license:
 Copyright (c) 2001-2004 Swedish Institute of Computer Science.
 All rights reserved.
 Redistribution and use in source and binary forms, with or without modification, are permitted provided that the following conditions are met:
 1. Redistributions of source code must retain the above copyright notice, this list of conditions and the following disclaimer.
 2. Redistributions in binary form must reproduce the above copyright notice, this list of conditions and the following disclaimer in the documentation and/or other materials provided with the distribution.
 3. The name of the author may not be used to endorse or promote products derived from this software without specific prior written permission.
 THIS SOFTWARE IS PROVIDED BY THE AUTHOR "AS IS" AND ANY EXPRESS OR IMPLIED WARRANTIES, INCLUDING, BUT NOT LIMITED TO, THE IMPLIED WARRANTIES OF MERCHANTABILITY AND FITNESS FOR A PARTICULAR PURPOSE ARE DISCLAIMED. IN NO EVENT SHALL THE AUTHOR BE LIABLE FOR ANY DIRECT, INDIRECT, INCIDENTAL, SPECIAL, EXEMPLARY, OR CONSEQUENTIAL DAMAGES (INCLUDING, BUT NOT LIMITED TO, PROCUREMENT OF SUBSTITUTE GOODS OR SERVICES; LOSS OF USE, DATA, OR PROFITS; OR BUSINESS INTERRUPTION) HOWEVER CAUSED AND ON ANY THEORY OF LIABILITY, WHETHER IN CONTRACT, STRICT LIABILITY, OR TORT (INCLUDING NEGLIGENCE OR OTHERWISE) ARISING IN ANY WAY OUT OF THE USE OF THIS SOFTWARE, EVEN IF ADVISED OF THE POSSIBILITY OF SUCH DAMAGE.

Copyright 2013 jQuery Foundation and other contributors
<http://jquery.com/>
 Permission is hereby granted, free of charge, to any person obtaining a copy of this software and associated documentation files (the "Software"), to deal in the Software without restriction, including without limitation the rights to use, copy, modify, merge, publish, distribute, sub-license, and/or sell copies of the Software, and to permit persons to whom the Software is furnished to do so, subject to the following conditions: The above copyright notice and this permission notice shall be included in all copies or substantial portions of the Software. THE SOFTWARE IS PROVIDED "AS IS", WITHOUT WARRANTY OF ANY KIND, EXPRESSED OR IMPLIED, INCLUDING BUT NOT LIMITED TO THE WARRANTIES OF MERCHANTABILITY, FITNESS FOR A PARTICULAR PURPOSE AND NON-INFRINGEMENT. IN NO EVENT SHALL THE AUTHORS OR COPYRIGHT HOLDERS BE LIABLE FOR ANY CLAIM, DAMAGES OR OTHER LIABILITY, WHETHER IN AN ACTION OF CONTRACT, TORT OR OTHERWISE, ARISING FROM, OUT OF OR IN CONNECTION WITH THE SOFTWARE OR THE USE OR OTHER DEALINGS IN THE SOFTWARE.



FCC Statement

Note: This equipment has been tested and found to comply with the limits for a Class A digital device, pursuant to Part 15 of the FCC Rules. These limits are designed to provide reasonable protection against harmful interference when the equipment is operated in a commercial environment. This equipment generates, uses, and can radiate radio frequency energy and, if not installed and used in accordance with the instruction manual, may cause harmful interference to radio communications. Operation of this equipment in a residential area is likely to cause harmful interference, in which case the user will be required to correct the interference at his own expense.

Properly shielded and grounded cables and connectors must be used in order to meet FCC emission limits. The manufacturer is not responsible for any radio or television interference caused by using other than recommended cables and connectors or by unauthorized changes or modifications to this equipment. Unauthorized changes or modifications could void the user's authority to operate the equipment.

This device complies with Part 15 of the FCC rules. Operation is subject to the following two conditions: (1) this device may not cause harmful interference, and (2) this device must accept any interference received, including interference that may cause undesired operation.



This device complies with Industry Canada license-exempt RSS standard(s). Operation is subject to the following two conditions: (1) this device may not cause interference, and (2) this device must accept any interference, including interference that may cause undesired operation of the device.

Le présent appareil est conforme aux CNR d'Industrie Canada applicables aux appareils radio exempts de licence. L'exploitation est autorisée aux deux conditions suivantes : (1) l'appareil ne doit pas produire de brouillage, et (2) l'utilisateur de l'appareil doit accepter tout brouillage radioélectrique subi, même si le brouillage est susceptible d'en compromettre le fonctionnement.

The radio transmitter has been approved by Industry Canada to operate only with the antenna supplied. Use of any other antenna is strictly prohibited for use with this product.

L'émetteur radio a été approuvé par Industrie Canada pour fonctionner uniquement avec l'antenne fournie. L'utilisation de toute autre antenne est strictement interdite d'utiliser ce produit.



The term "IC" before the radio certification number only signifies the device meets Industry's Canada technical specifications.



PN 770-000046 07/2019

© 2019 NetAlly

Wi-Fi is a registered trademark of the Wi-Fi Alliance.