

INSTALLATION INSTRUCTIONS

FLEXVIEW FVS SERIES

CAMERA MOUNT

THANK YOU

Thank you for purchasing the FlexView Camera Mount. Please read these instructions thoroughly before installing this product. Refer to I-00668 or I-00669 FlexView FVS Series Instruction Sheet for additional information.

TOOLS REQUIRED

- 3/8 Nut Driver
- 5/16 Nut Driver
- Phillips Screwdriver

HARDWARE KIT INCLUDES

QTY	DESCRIPTION
4	6-32 Flange Nuts
4	6-32 x 3/8" Phillips Head Screws
2	6-32 x 3/8" Flat Head Screws
8	10-32 Flange Nuts
2	2" x 9" Hook and Loop Strips

ITEMS INCLUDED

QTY	DESCRIPTION
1	8x8 Camera Base Plate
1	12x8 Camera Base Plate
1	Vertical Camera Mount Bracket
1	Camera Support Brace

INSTALLATION

- 1) Determine orientation of camera (above or below display).
- 2) Secure camera support brace to vertical camera mount bracket using (4) 6-32 x 3/8" screws and (4) 6-32 flange nuts. **(FIGURE A)**

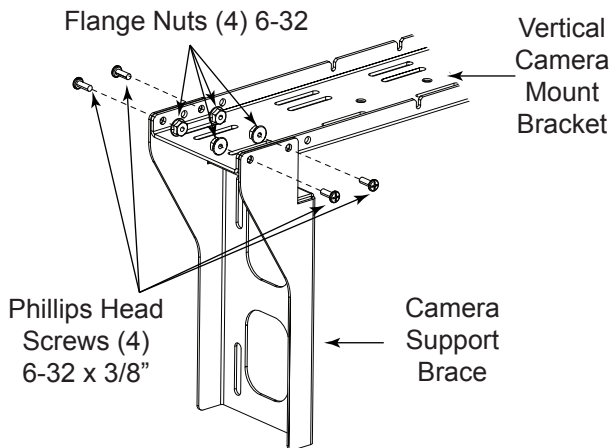


FIGURE A

- 3) Secure horizontal camera mount bracket to vertical camera mount bracket at desired position using (2) 6-32 x 3/8" flat head screws. **(FIGURE B)**

- 4) Select appropriate camera base plate (8x8 or 12x8) and secure to camera support brace using (4) 10-32 flange nuts. **(FIGURE B)**

WEIGHT RATING: 20 lbs. Maximum

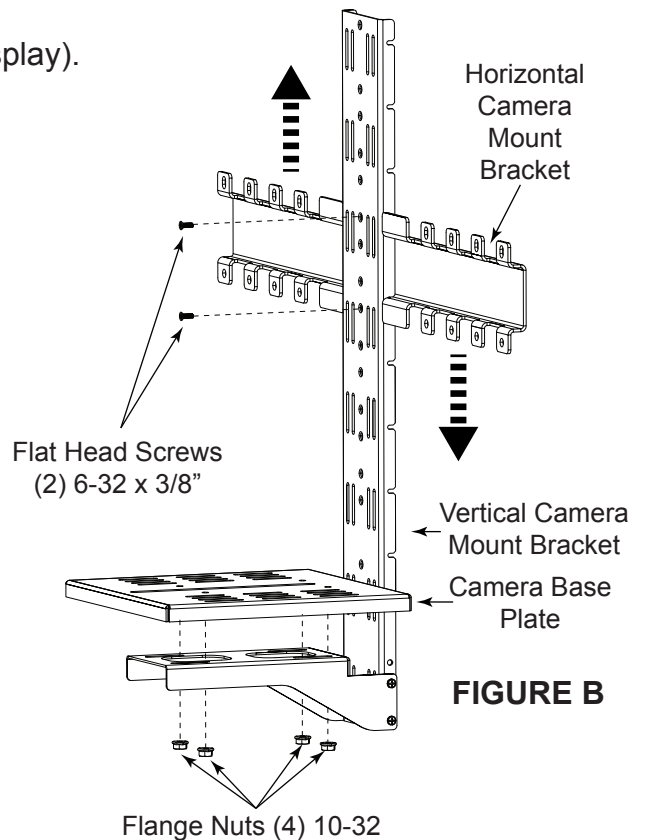


FIGURE B

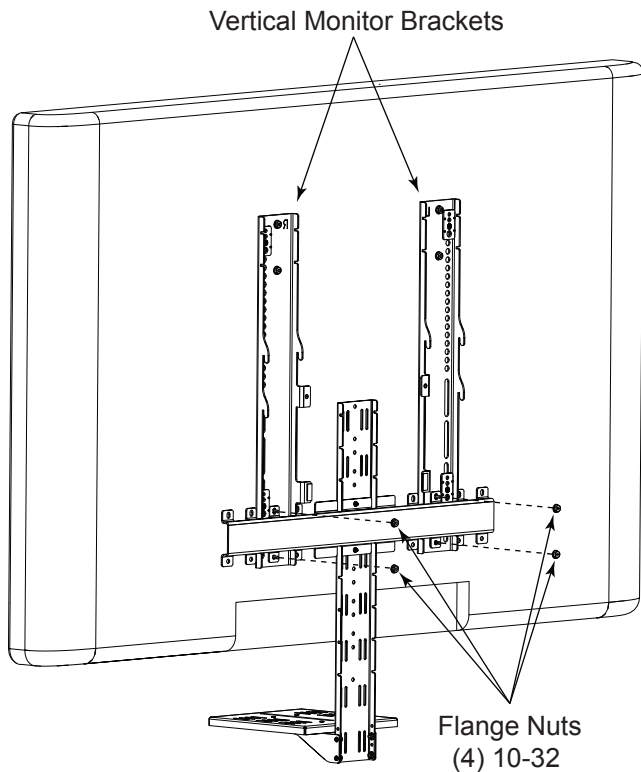


FIGURE C

- 5) Secure assembled camera mount assembly to vertical monitor brackets using (4) 10-32 flange nuts. **(FIGURE C)**
- 6) Secure camera to camera base plate using appropriate hardware (not supplied).

NOTE: Hook and loop strips are provided to secure camera to camera base plate. Additionally, hook and loop strips may also be applied in between display and vertical camera mount to reduce vibration.

WARRANTY

Middle Atlantic Products (the "Company") warrants the FlexView FVS Series Camera Mount to be free from defects in material or workmanship under normal use and conditions for the lifetime of the product.

The Company's entire liability to the purchaser, and the purchaser's (or any other party's) sole and exclusive remedy, under this warranty shall be limited, at the Company's option, to either (a) return of and refund of the price paid for, or (b) repair or replacement at the Company's factory of the products purchased, or any part or parts thereof, which the Company has determined to be defective after inspection thereof at the Company's factory.

This warranty does not cover damage due to acts of God, accident, misuse, abuse or negligence by parties other than the Company, or any modification or alteration of the products. In addition, this warranty does not cover damage due to improper handling, assembly, installation or maintenance.

THIS WARRANTY IS IN LIEU OF ALL OTHER WARRANTIES OF ANY KIND, EITHER EXPRESSED OR IMPLIED, INCLUDING, BUT NOT LIMITED TO, IMPLIED WARRANTIES OF MERCHANTABILITY AND FITNESS FOR A PARTICULAR PURPOSE.

TO THE MAXIMUM EXTENT PERMITTED BY APPLICABLE LAW, IN NO EVENT SHALL THE COMPANY BE LIABLE FOR ANY SPECIAL, INCIDENTAL, INDIRECT, OR CONSEQUENTIAL DAMAGES WHATSOEVER (INCLUDING, WITHOUT LIMITATION, DAMAGES FOR LOSS OF BUSINESS PROFITS, BUSINESS INTERRUPTION OR ANY OTHER PECUNIARY LOSS) ARISING OUT OF THE USE OF THE PRODUCTS PURCHASED, EVEN IF THE COMPANY HAS BEEN ADVISED OF THE POSSIBILITY OF SUCH DAMAGES. THE COMPANY'S LIABILITY TO THE PURCHASER (OR ANY OTHER PARTY) HEREUNDER, IF ANY, SHALL IN NO EVENT EXCEED THE PURCHASE PRICE OF THE PRODUCTS PAID TO THE COMPANY.

Corporate Headquarters

Corporate Voice 973-839-1011 - Fax 973-839-1976 / International Voice +1 973-839-8821 - Fax +1 973-839-4982
middleatlantic.com - info@middleatlantic.com

Middle Atlantic Canada

Voice 613-836-2501 - Fax 613-836-2690 / middleatlantic.ca - customerservicecanada@middleatlantic.ca

Factory Distribution

USA: NJ - CA - IL Canada: ON - BC

At Middle Atlantic Products we are always listening. Your comments are welcome.

Middle Atlantic Products is an ISO 9001 and ISO 14001 Registered Company.