



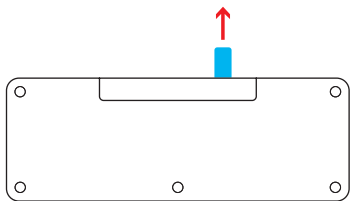
ENGLISH - EN

PORTUGUÊS (BRASIL) - XC

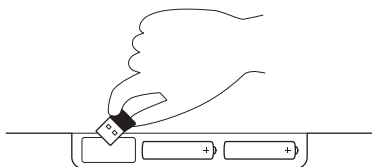
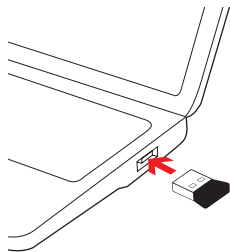
FRANÇAIS CANADIEN - XD

ESPAÑOL - XX

1

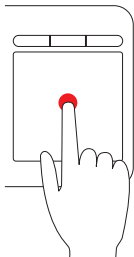


2

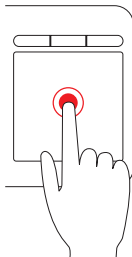


WINDOWS MULTI-TOUCH TRACKPAD GESTURES

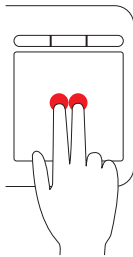
Tap for left click



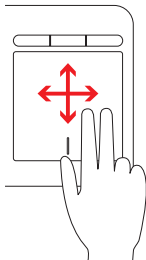
Select and hold to drag file




Tap two fingers to right click



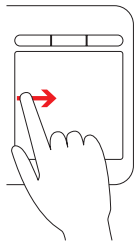
Move two fingers up and down to activate scrolling



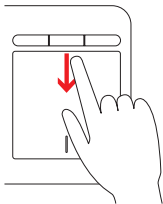
Pinch and spread to zoom



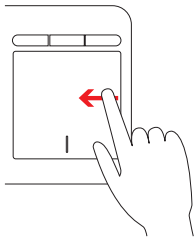
Swipe from left edge to switch between recent apps



Swipe from top edge to show AppBar



Swipe from right edge to switch on Charm Bar



Left Click



Sleep



Home page



Music Player



Media Key

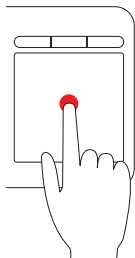


Download Mouse and Keyboard Center to customize the media keys:
[microsoft.com/hardware/downloads](https://www.microsoft.com/hardware/downloads)

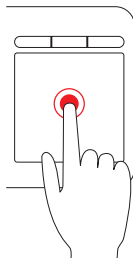


GESTOS DO TRACKPAD MULTITOQUE DO WINDOWS

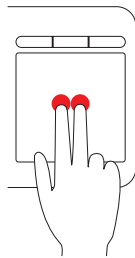
Toque para clicar
à esquerda



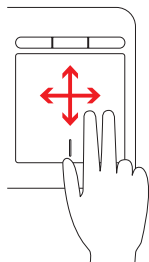
Selecione e segure
para arrastar o arquivo



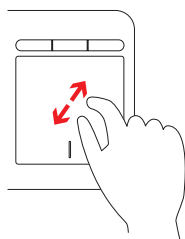
Toque com dois
dedos para clicar
à direita



Mova dois dedos para cima e para
baixo para ativar a rolagem

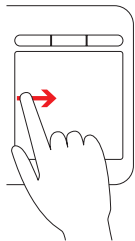


Aperte e amplie
para zoom

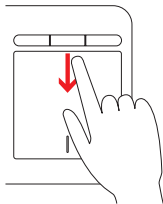


PORTUGUÊS (BRASIL)

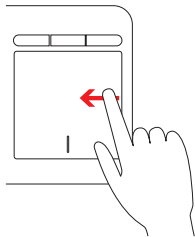
Deslize a partir da borda esquerda para alternar entre aplicativos recentes



Deslize a partir da borda superior para mostrar o AppBar



Deslize a partir da borda direita para alternar a Barra Charm



Clicar à esquerda



Hibernar



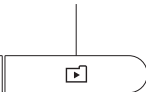
Página inicial



Player de Música



Tecla de mídia

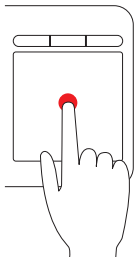


Baixe a Central de Teclado e Mouse para personalizar as teclas de mídia:
[microsoft.com/hardware/downloads](https://www.microsoft.com/hardware/downloads)

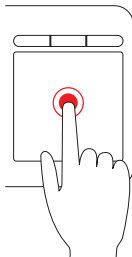


GESTES POUR PAVÉ TACTILE MULTIPOINT WINDOWS

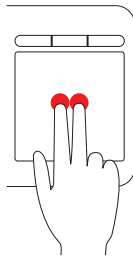
Appuyez pour effectuer un clic gauche



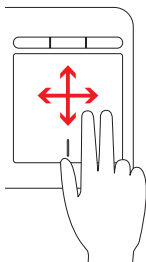
Sélectionnez un fichier et maintenez-le enfoncé pour le faire glisser



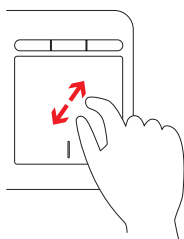
Appuyez avec deux doigts pour effectuer un clic droit



Déplacez deux doigts vers le haut et vers le bas pour activer le défilement

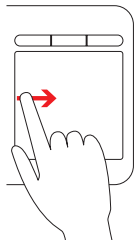


Pincez et écartez vos doigts pour effectuer un zoom

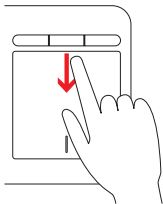


FRANÇAIS CANADIEN

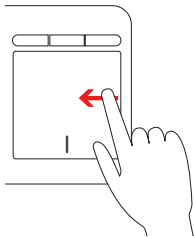
Faites glisser vos doigts depuis le rebord gauche pour passer aux applications récemment utilisées



Faites glisser vos doigts depuis le rebord du haut pour afficher la barre d'applications



Faites glisser vos doigts depuis le bord droit pour activer la barre d'outils charmes



Clic gauche



Mode veille



Page d'accueil



Lecteur de musique



Touche multimédia



Téléchargez le Centre Souris et Claviers afin de personnaliser vos touches multimédia :

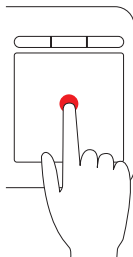
microsoft.com/hardware/downloads



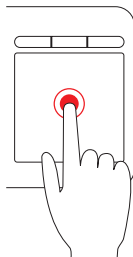
<http://www.microsoft.com/hardware/fr-ca/support>

GESTOS EN EL TRACKPAD MULTITACTIL DE WINDOWS

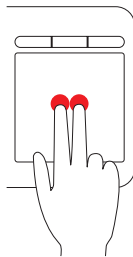
Presionar para clic izquierdo



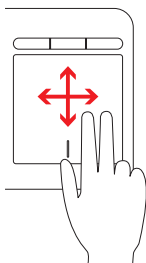
Seleccionar y mantener presionado para arrastrar



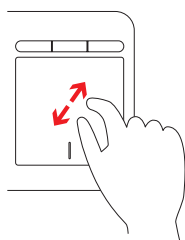
Presionar con dos dedos para clic derecho



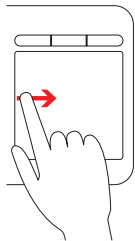
Deslizar dos dedos de arriba hacia abajo para activar el desplazamiento



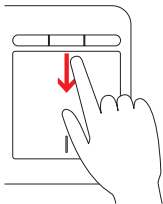
Presionar con dos dedos y abrirlos para ampliar (zoom)



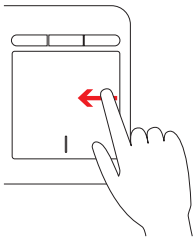
Deslizar desde el borde izquierdo para cambiar entre aplicaciones recientes



Deslizar desde el borde superior para mostrar la AppBar



Deslizar desde el borde derecho para encender la barra de Charms



Clic izquierdo



Reposo



Página de inicio



Reproductor de música



Tecla multimedia



Descargue el Centro de mouse y teclado para personalizar las teclas multimedia:

[microsoft.com/hardware/downloads](https://www.microsoft.com/hardware/downloads)

