

TRENDnet[®]



Quick Installation Guide

TEW-648UBM (V2)

Table of Contents

1 English

1. Before you start
2. Windows[®] OS Installation

1. Before You Start

Package Contents

- TEW-648UBM
- Quick Installation Guide
- CD-ROM (Driver & User's Guide)

Minimum Requirements

- Computer with USB 2.0 port or higher
- Operating System Compatibility:
 - Windows® 10 , 8.1, 8, 7
 - Mac OS® 10.7-10.12

2. Windows® OS Installation

1. Insert the included CD-ROM into your computer's CD-ROM drive.


Note: If you do not have the included CD-ROM, you can download the drivers from <http://www.trendnet.com/support/>



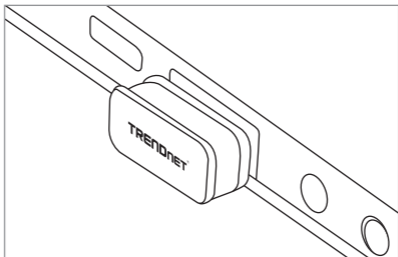
2. At the CD Autorun Prompt window, click Run Autorun.exe.

Note: If the Autorun prompt does not appear automatically, open the CD contents and double-click Autorun.exe.

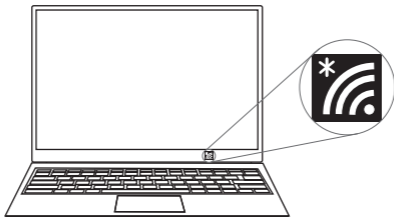
At the CD-ROM main menu, click **Install Drivers**.



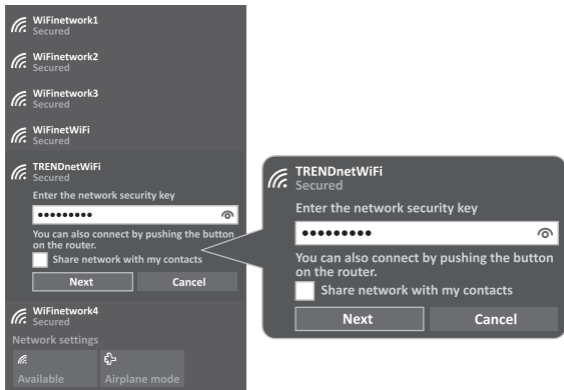
3. Follow the InstallShield Wizard instructions and restart the computer once the installation is complete. After the computer is rebooted, plug the Wireless N USB Adapter into an available USB slot on your computer.



4. Click on the wireless icon in the taskbar located in the bottom right corner.

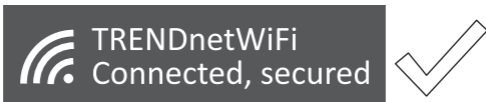


5. Select a wireless network, then enter the WiFi Key (password) and click **Next**.



6. The status will display “Connected” to indicate a successful connection.

Note: If the connected message does not display, double check your WiFi key (password) and re-enter it.



LED Indicators

LED Status	Definition
Blinking On	A steady blinking LED means that the network adapter has been successfully installed.
Fast Blinking	When the LED is blinking fast, the network adapter is transmitting or receiving data.
Off	When the LED is off, the network adapter has not been correctly installed.

Note: For Mac OS (10.7-10.12) installation instructions, please refer to the User's Guide located in the CD-ROM.

Declaration of Conformity

TRENDNET[®]

Manufacturer's Name and Address

TRENDnet, Inc.
20675 Manhattan Place
Torrance, CA 90501 USA

Zwolsestraat 156 2587 WB
The Hague The Netherlands



Product Information:

Model Number: TEW-648UBM
Product Name: Micro N150 Wireless USB Adapter
Trade Name: TRENDnet

TRENDnet hereby declare that the product is in compliance with the essential requirements and other relevant provisions under our sole responsibility.

Safety

EN 60950-1:2006+A11:2009+A1:2010+A12:2011+A2:2013

EMC

EN 301489-1 V2.2.0 (2017-03)
EN 301489-17 V3.2.0 (2017-03)

Radio Spectrum & Health

EN 300 328 V2.1.1 (2016-11)
EN 62311:2008

Directives:

EMC Directive 2014/30/EU
REACH Regulation (EU) No. 1907/2006
Ecodesign Directive 2009/125/EU
RoHS Directive 2011/65/EU
Radio Equipment Directive (RED) 2014/53/EU
Low Voltage Directive 2014/35/EU
WEEE Directive 2012/19/EU

Person responsible for this declaration.

Place of Issue: Torrance, California, USA

Date: July 14, 2017

Name: Sonny Su

Title: Director of Technology

Signature:

A handwritten signature in black ink, appearing to read 'Sonny Su', is written over a horizontal line.



Certifications

This device complies with Part 15 of the FCC Rules. Operation is subject to the following two conditions:

- (1) This device may not cause harmful interference.
- (2) This device must accept any interference received. Including interference that may cause undesired operation.



Waste electrical and electronic products must not be disposed of with household waste. Please recycle where facilities exist. Check with your Local Authority or Retailer for recycling advice.

Technical Support

If you have any questions regarding the product installation, please contact our Technical Support.

Toll free US/Canada: **1-866-845-3673**

Regional phone numbers available at www.trendnet.com/support

TRENDnet

20675 Manhattan Place
Torrance, CA 90501
USA

Applies to PoE Products Only: This product is to be connected only to PoE networks without routing to the outside plant.

Note

The Manufacturer is not responsible for any radio or TV interference caused by unauthorized modifications to this equipment. Such modifications could void the user's authority to operate the equipment.

Advertencia

En todos nuestros equipos se mencionan claramente las características del adaptador de alimentación necesario para su funcionamiento. El uso de un adaptador distinto al mencionado puede producir daños físicos y/o daños al equipo conectado. El adaptador de alimentación debe operar con voltaje y frecuencia de la energía eléctrica domiciliar existente en el país o zona de instalación.

Product Warranty Registration

Please take a moment to register your product online. Go to TRENDnet's website at: www.trendnet.com/register