



Slim Touch Desktop Keyboard



Model: AKB-440UB

QuickGuide English

①

LIMITED WARRANTY

ADESSO provides one year limited warranty for the quality of all its products in materials and workmanship.

During this period, ADESSO will repair or replace all merchandise, which proved to be defective. However, ADESSO will not warranty any product which has been subjected to improper freight Handling, shipping abuse, neglect or unauthorized repair or installation. The warranty also will not cover products installed with Non-ADESSO components and product with broken sealed and assembly trace. After replacement of RMA, ADESSO reserves the right to request the total cost of the replacement products with broken seals or assembly trace.

If you discover a defect, Adesso will, at its option, repair or replace the product at no charge to you, provided you return it during the warranty period with transportation charges pre-paid to Adesso. You must contact Adesso at support@adesso.com for a Return Merchandise Authorization number (RMA) prior to returning any product. For each product returned for warranty service, please include your name, shipping address (no P.O. Box), telephone number, copy of the bill of sale as proof of purchase and have the package clearly marked with your RMA number.

SUPPORT

We have listed most of our FAQ's (Frequently Asked Questions) at: <http://www.adesso.com/faqs.asp>. Please visit our FAQ Service & Support pages before you contact our E-mail or Telephone Support.

Email Support: If our FAQ's do not help you resolve your issues, please email support@adesso.com

Telephone Support:
Toll Free: (800) 795-6788
9:00AM to 5:00PM PST Monday - Friday

②

INTRODUCTION

The Adesso SlimTouch Desktop Keyboard features an integrated touchpad with GlidePoint touchpad technology. The touchpad can take the place of your mouse, making it easier to control the movement of the cursor in your personal computer. The keyboard features low profile quiet tactile membrane keys and has an elegant sleek design with metallic accent.

SPECIFICATIONS

- Layout: 104-Key US Layout
- Key Type: Membrane Switch
- Indicators: Num Lock, Caps Lock & Scroll Lock
- Internet Hotkeys: Homepage, E-mail, Back, Forward, Search
- Multimedia Hotkeys: Play/Pause, Stop, Prev Track, Next Track, Volume Up, Volume Down & Mute
- Keyboard Dimensions: 18.25 x 6.5 x 1" (464 x 165 x 25 mm)
- Touchpad Working Area: 2.25 x 1.5" (58 x 39 mm)
- Connection: USB

REQUIREMENTS

- Operating system: Windows 7/ Vista/ XP/ 2000
- Connectivity Interface: USB

③

CONTENTS

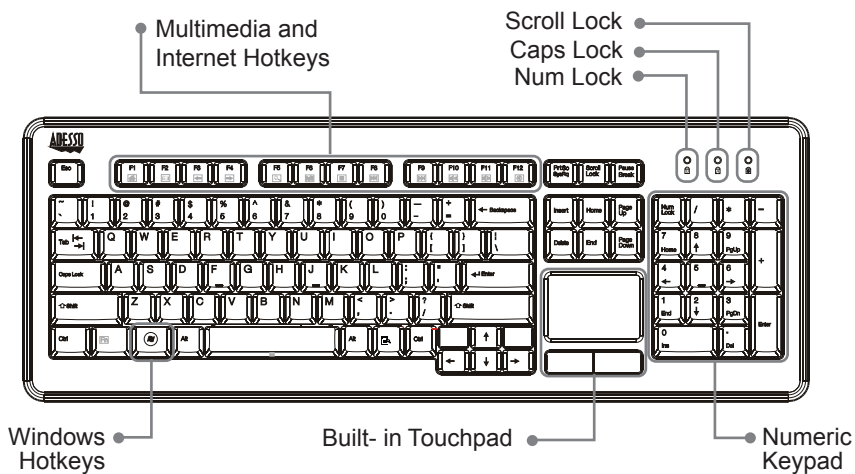


A
Keyboard



B
Quick Start Guide

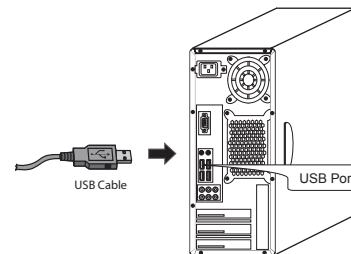
DESCRIPTION



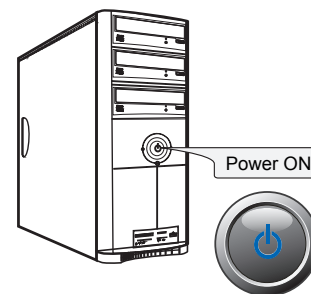
④

INSTALLATION

1. Turn off your computer before installing the keyboard.
2. Plug in the USB cable to the USB port.



3. Turn On your computer and your operating system will detect the device automatically. This device is plug and play, no driver required.



⑤

HOTKEYS

Internet Hotkeys		
Hotkey	Key Combination	Description
	Fn + F1	Launches default Internet browser with homepage
	Fn + F2	Launches default email application
	Fn + F3	Internet browser loads previously viewed webpage
	Fn + F4	Internet browser loads recently viewed webpage
	Fn + F5	Launches computer search function
Multimedia Hotkeys		
Hotkey	Key Combination	Description
	Fn + F6	Plays or pauses track in multimedia software
	Fn + F7	Stops track from playing in multimedia software
	Fn + F8	Takes you to previous track in multimedia software
	Fn + F9	Takes you to next track in multimedia software
	Fn + F10	Increases computer main volume
	Fn + F11	Decreases computer main volume
	Fn + F12	Mutes computer main volume

⑥