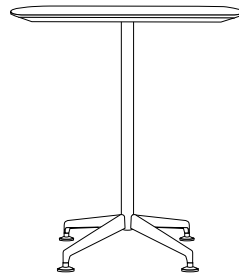
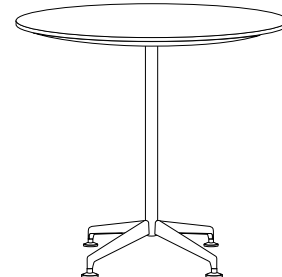


42" H RECTANGLE




42" H SOFT SQUARE



42" H ROUND

SHAPES | SIZES

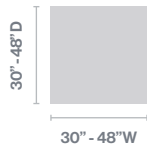
RECTANGLE



ROUND



SQUARE



SOFT SQUARE

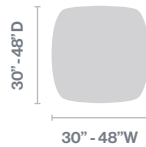



TABLE HEIGHTS



STANDARD 29"



BAR 42"

TABLE CONSTRUCTION

- Curvilinear cast aluminum feet
- Column: 11 gauge steel
- Heights: 29", 36", 42"
- Base Color: All standard powder coat finishes
- HPL, all standard laminates are available
- Edge options:
 Low-profile knife edge is standard
 3mm poly
- ZIA standard glides
- Bar-height rectangular table features an aluminum base connector

OPTIONS

- Power & Data
- Wire Management