

# NEC LCD Video Wall Displays

55" LED-backlit, S-IPS, ultra-narrow bezel,  
LCD displays ideal for video wall applications



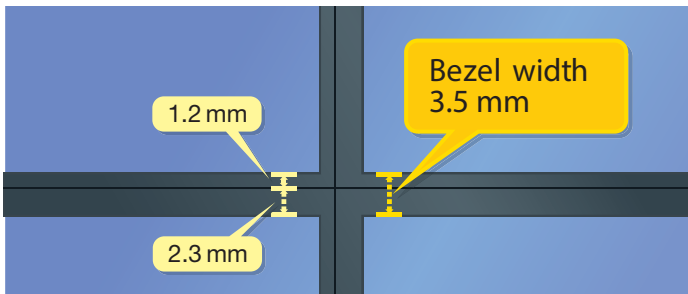
24/7 runtimes, near seam-less bezel design, advanced calibration techniques and picture perfect image quality make these displays ideal video wall solutions for retail signage, control room applications, broadcast environments and rental markets.

### The Ideal Video Wall Display

Transform your video walls with the crystal clear imagery of the NEC 55" UN552 and UN552V. These displays are integrated with NEC's proprietary and groundbreaking Spectraview Engine technology which not only allows for the most advanced color control in the market but also allows each display to go through a rigorous factory calibration for 5 different aspects that deal with color control. S-IPS panel technology provides exceptional color reproduction and localized dimming capabilities enhance the dynamic contrast ratio of the product, allowing for ultimate image quality for all types of installations. This display is ideal for digital signage, command and control, entrance lobbies and broadcast applications, and can be deployed in video wall applications up to 10 x 10 in size utilizing integrated TileMatrix™ technology. TileMatrix technology within these displays can also now support up to UHD (3840 x 2160) resolution through the internal daisy chain functionality through both the DisplayPort and HDMI out connections to allow for ultra high definition resolution across the entire video wall. New groundbreaking SpectraView Engine technology integrated into each display allows for the most advanced color control in the market allowing for the ultimate uniformity from display to neighboring display for consistency across the entire wall.

### S-IPS Panel and an Ultra Narrow Bezel

S-IPS panel technology allows for UN552 and UN552V to minimize the bezel size to a mere 3.5mm, minimizing the gap between neighboring displays. On top of that, each display is equipped with TileComp technology which allows the content that would be behind these bezels to be compensated for, allowing for truer and more realistic imagery.

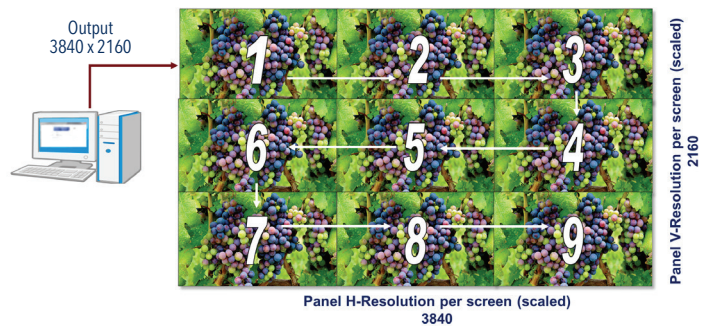


### Auto TileMatrix, Auto ID and Auto IP Address Technologies

Auto TileMatrix and ID features allow a user to simply set up the size of the video wall on the first display and automatically scale the content across the remaining displays. Auto IP Address simplifies control setup by setting the static IP address on the first display then initiating the feature so that the IP Addresses of consecutive displays following the LAN daisy chain.

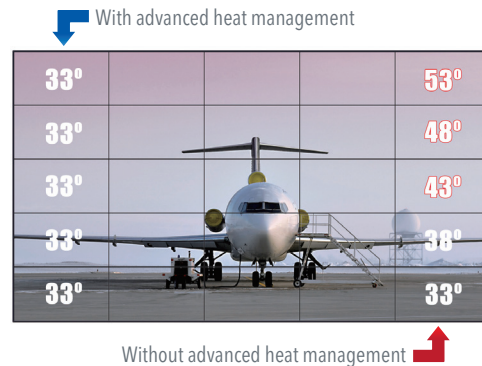
### DisplayPort and HDMI UHD Daisy Chain Functionality

These displays have the ability to input a 4K UHD signal via and then also output the same signal across the entire wall via both an HDMI and DisplayPort out connection. This allows TileMatrix to support up to 4x the native resolution of each individual display.



### Advanced Heat Management

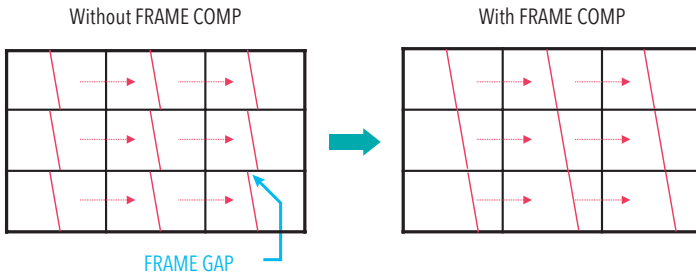
Monitoring and managing the temperature of each display is crucial to secure reliability and longevity. An industrial-strength, premium-grade panel with additional thermal protection, internal temperature sensors with self-diagnostics, and fan-based technology allows for 24/7 operation, and protects your display investment.



Without heat management, the displays placed higher on a wall will sustain a hotter temperature than the screens below. This damaging heat will lower the picture quality and life expectancy of the product. However, NEC's advanced heat management ensures heat dissipation for a more uniform overall wall temperature. Integrated cooling fans automatically turn on and stay on when high internal temperatures are detected. These will stay on until the heat is properly dissipated and the display remains under proper temperature thresholds.

### Frame Comp Functionality

By allowing per row frame adjustment across the video wall, this feature allows for better content synchronization when content is moving across the video wall.



### Human Sensor and Ambient Light Sensor

This new optional human (motion) sensor accessory (KT-RC3) helps to deliver creative digital signage to end users by allowing for dynamic control of brightness, audio and source inputs while saving operating costs. Auto dimming adjusts the backlight of the LCD automatically depending on the amount of ambient light. This sensor also acts as a IR sensor that can be utilized to control the entire video wall either by individually controlling each monitor through the LAN daisy chain or by controlling each display simultaneously.



### Anti-Glare Panel

All of the new video wall displays come equipped with a high haze panel that scatters ambient lighting rather than reflecting it like most other displays. This allows for content to always be viewable and onlookers to have perfect screen readability in any situation. This is an ideal feature in the case of high ambient light situations such as through the windows of an airport or if there are spot or track lighting directly above the video walls in a retail application.



With Anti-Glare



Without Anti-Glare

### NaViSet Administrator 2

This software is an all-in-one remote support solution that runs from a central location and provides monitoring, asset management and control functionality of the majority of NEC display devices and Windows computers. It is ideal for multi-device installations over larger infrastructures.



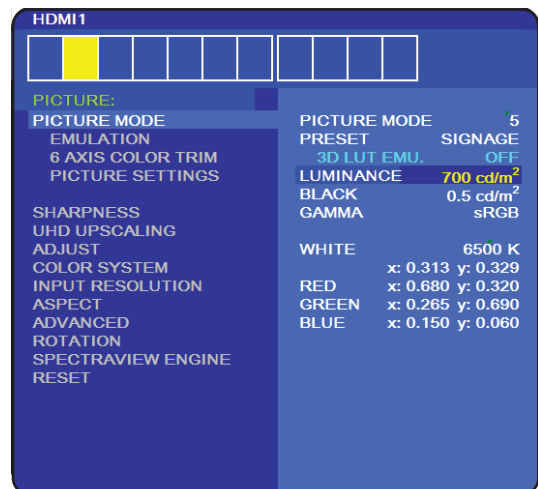
### Dedicated Color Calibration Software

As the brightness and color temperature of the LCD change with time, colors may not match across multiple screens. The NEC Display Wall Calibrator software ensures color uniformity and fidelity across multiple screens, creating a perfectly matched image in tiled environments. On top of this, the Display Wall Calibrator function works 2x faster than with previous generations of these displays. There is also a new feature to update the uniformity across a display via recalibration if necessary and to dynamically adjust the corners for slight color differences.

## NEC Display Wall Calibrator


### Spectraview Engine

Utilizing NEC proprietary SpectraView Engine technology, each display is calibrated at a factory level on a grid pattern for white point, gamma and color. Each display can also support a 'Self Calibration' allowing one to plug a MDSVSENSOR3 directly into the display and update the factory calibration for white point, RGB and luminance to match that of the color sensor. This allows the OSD settings to match that of the color sensor being used. After a self calibration there is also a 'White Copy' function that can be utilized when adding a new display into an existing video wall. This allows for one to simply copy the white pattern from an adjacent display into a new display with ease.



MODEL	UN552V	UN552	
LCD MODULE	Panel Technology	S-IPS	
	Viewable Image Size	55"	
	Native Resolution	1920 x 1080	
	Brightness (Typical/Maximum)	350 cd/m <sup>2</sup> / 500 cd/m <sup>2</sup>	500 cd/m <sup>2</sup> / 700 cd/m <sup>2</sup>
	Contrast Ratio (Typical)	1100:1 (without local dimming)	
	Viewing Angle	178/178	
	Aspect Ratio	16:9	
	Displayable Colors	Over 1.07 billion	
	Orientation	Landscape/Portrait	
	Haze %	28	
CONNECTIVITY	Input Terminals		
	Digital	HDMI x2 (1.4/2.0), DisplayPort x2 (1.1/1.2), DVI-D	
	Analog	VGA 15-pin D-sub, RCA Composite	
	Audio	Audio Mini Jack x2, DisplayPort Audio, HDMI Audio	
	External Control	RS-232C, LAN (100Mb), 3.5mm Mini-Jack (IR Remote)	
	USB	microSD (Media Player), USB 2.0 (Media Player, USB (Service)), USB Type-B (Upstream), USB x2 (Both for Compute Module, 1 x 5V/2A Powered)	
	Output Terminals		
	Digital	DisplayPort (Outputs DisplayPort1 and OPTION (DP)), HDMI (Outputs HDMI1, DVI and OPTION (TMDS))	
	Audio	3.5mm Mini-Jack, External Speaker Jack x2	
	External Control	LAN (100Mb)	
POWER CONSUMPTION	Power Consumption (Typical/Max Brightness/Absolute Max)	110W/165W/315W	150W/225W/380W
	Network Standby	2W	
	Standby	0.5W	
	Current Rating	3.6A @ 100V, 1.4A @ 240V	4.2A @ 100V, 1.7A @ 240V
PHYSICAL SPECIFICATIONS	Bezel Width (L/R, T/B)	2.3mm/1.2mm, 1.2mm/2.3mm	
	Net Dimensions (Without Stand; W x H x D)	47.8 x 26.9 x 4.1 in. / 1213.4 x 684.2 x 103.8mm	
	Net Weight (Without Stand)	61.9 lbs. / 28.1 kg	
	VESA Hole Configuration	400 x 400 (4-hole, M6)	
ENVIRONMENTAL CONDITIONS	Operating Temperature	0 - 50°C / 32 - 122°F	
	Operating Humidity	0 - 90%	
	Operating Altitude	9843 ft. / 3000m	
LIMITED WARRANTY	3 years Advanced Replacement		
ADDITIONAL FEATURES	3D LUT, AMX Support, Auto ID/Auto TileMatrix, Automated Email Alert Function, CEC Support through HDMI, Crestron Roomview Support, DICOM Simulation, Display Browser Control, Display Wall Calibrator Compatible, Factory Calibration for White Point/Uniformity/Intensity/Gamma/RGB, FrameComp Technology, High Haze Panel, Image Flip, Intelligent Wireless Data (NFC), Key Guide, NaViSet Administrator 2 Compatible, OSD Rotation for Portrait Orientation, OPS Compatible, PJ Link Support, Point Zoom Function, Power USB Port (5V/2A), Programmable LUT, Raspberry Pi Compute Module Compatible, Real Time Clock, SpectraView Engine Support for Advanced Calibration Techniques, SNMP Support, 24-Hour Scheduler Function, UHD Daisy Chain Support through HDMI/DisplayPort Out		
SHIPS WITH	3.0m AC Power Cable, 2.0m HDMI Cable, 2.0m DisplayPort Cable, User Manual		

Dimensions



Options

OPS PC's

- OPS-APIS-PS
- OPS-AI7W-IS
- OPS-AI5W-IS
- OPS-AI3W-IS



SDI

- HD-SDI
- 3G-SDI

- SB-01HC
- SB-04HC



HDBaseT

- SB-07BC



Sensor Kit

- KT-RC3

Human (Motion) / Ambient Light / IR Remote



Stand

- ST-5220



Display Wall Calibrator Kit

- KT-LFD-CC2




Overframe Bezel Kit

- KT-55UN-OF5



Input Panel

- |                              |                                |                                       |
|------------------------------|--------------------------------|---------------------------------------|
| 1. External Speaker Terminal | 9. Video In                    | 17. HDMI2 (CEC)                       |
| 2. Audio Out                 | 10. USB MP                     | 18. DisplayPort2                      |
| 3. USB1                      | 11. Remote In                  | 19. DisplayPort1 (Daisy Chain In)     |
| 4. USB2                      | 12. microSD                    | 20. DisplayPort Out (Daisy Chain Out) |
| 5. USB CM1 (2A)              | 13. RS-232C                    | 21. VGA (RGB, YPbPr)                  |
| 6. USB CM2                   | 14. HDMI1 (Daisy Chain In)     | 22. Audio In1                         |
| 7. LAN1                      | 15. DVI-D                      | 23. Audio In2                         |
| 8. LAN2                      | 16. HDMI Out (Daisy Chain Out) |                                       |



The terms HDMI and HDMI High-Definition Multimedia Interface, and the HDMI Logo are trademarks or registered trademarks of HDMI Licensing Administrator, Inc. in the United States and other countries. DisplayPort and DisplayPort Compliance Logo are trademarks owned by the Video Electronics Standards Association in the United States and other countries. HDBaseT™ and the HDBaseT Alliance logo are trademarks of the HDBaseT Alliance. CRESTRON and CRESTRON ROOMVIEW are trademarks or registered trademarks of Crestron Electronics, Inc. AMX is a trademark or registered trademark of AMX in the United States and other countries. Trademark PJLink is a trademark applied for trademark rights in Japan, the United States and other countries and areas. VESA is a trademark of a nonprofit organization, Video Electronics Standard Association. All other trademarks are the property of their respective owners. The images in this brochure are samples. All specifications are subject to change without notice.