





# AX1800 Wi-Fi 6 Range Extender


Boost your Wi-Fi




RE615X

 Wi-Fi 6  
Dead-Zone Killer

 Faster  
Wi-Fi 6 Speed

 Connect  
More Devices<sup>Δ</sup>

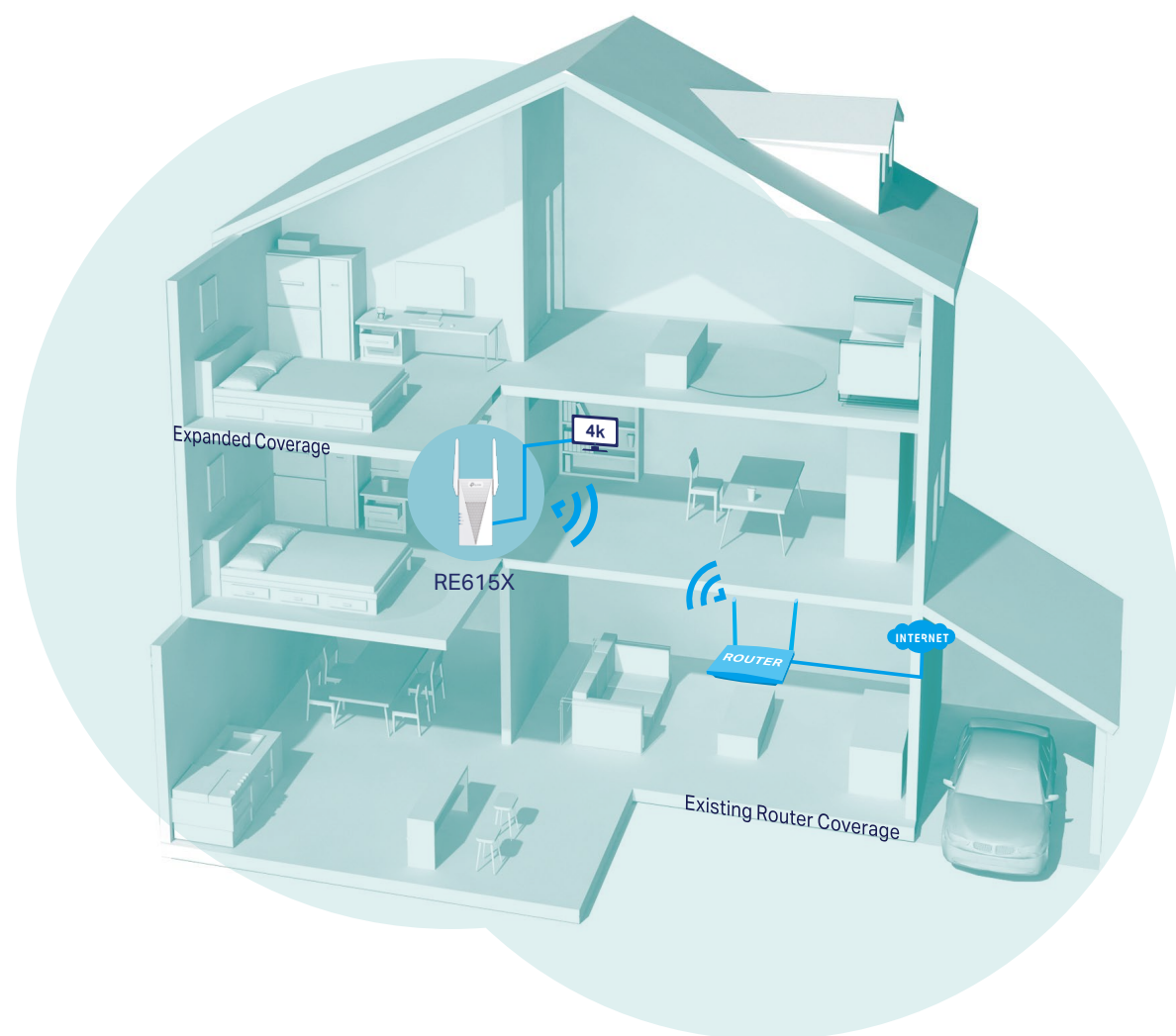
 Uninterrupted  
Streaming<sup>§</sup>

 Easy Setup  
Within Minutes

# Highlights

## Eliminate Wi-Fi Dead Zones with Powerful Wi-Fi

Works with any Wi-Fi router to eliminate Wi-Fi dead zones, and blanket your home with stable, super-fast, seamless Wi-Fi via EasyMesh.



● Wi-Fi Coverage  
— Ethernet Cable



### Faster Wi-Fi 6 Speed

Turbocharge your devices with wireless speeds of up to 1.8 Gbps.†



### Larger Capacity

Wi-Fi 6 builds a more efficient network that increases the average throughput by 4 times and servers more devices.△



### Ultra-Low Latency

Take advantage of ultra-low latency to enjoy smoother online experience.



### Save Clients' Battery Power

Target Wake Time schedules the connection time of battery-powered devices to reduce their power consumption.\*



### Adaptive Path Selection

Keep your network running at top speed by automatically choosing the fastest connection path to the router.



### Access Point Mode

Create a new Wi-Fi access point to enhance your wired network with Wi-Fi capability.



### Easy Setup Within Minutes

Easy setup and management via WPS button/Tether app/Web UI.

# Highlights



## EasyMesh-Compatible

Connect with an EasyMesh-compatible router to create a mesh network for seamless whole-home coverage, or any Wi-Fi router to boost your Wi-Fi range. <sup>†\*\*</sup>



### Wi-Fi Dead-Zone Killer

Eliminate weak signal areas with Wi-Fi coverage for the whole house.



### Uninterrupted Streaming

Enjoy uninterrupted streaming, surfing, and more—even when moving around your home.



### One Wi-Fi Name

Stay connected to the same network name in every room.



### Easy Setup and Unified Management

Push the WPS button to set up a Mesh network you can manage from the Tether app or web UI.



Check the full list of TP-Link's EasyMesh-compatible extenders and routers at [tp-link.com/easymesh/product-list/](https://tp-link.com/easymesh/product-list/)

<sup>†</sup>More compatible devices coming soon

## AX1800 Wi-Fi Range Extender



### Secure One-touch Connection (WPS)

Instantly connect the extender to a router without further configuration.

### Smart Signal Indicator

See signal to find the best spot to extend Wi-Fi.

- Strong signal
- Weak signal

### Gigabit Ethernet Port

Plug in to give wired devices network access, ideal for high-bandwidth intensity.



PC




Game Console



Smart TV

# Features



## Ease of Use

- Intuitive Web UI – Ensures quick and simple installation without hassle
- Fast Encryption – One-touch wireless security encryption with the WPS button
- Hassle-free Management with Tether App – Network management is made easy with the TP-Link Tether App, available on any Android or iOS device
- Online Upgrade – Keeps you informed of the latest firmware and allows online updating on the web UI



Scan the QR code to download TP-Link Tether.



## Speed

- Ultimate Wireless Speed – Combined wireless speeds of up to 574 Mbps (over 2.4 GHz) and 1201 Mbps (over 5 GHz)<sup>†</sup>
- Support Wi-Fi 6 – Turbocharge your devices with wireless speeds of up to 1.8 Gbps
- Adaptive Path Selection – Keep your network running at top-speed by automatically choosing the fastest connection path to the router



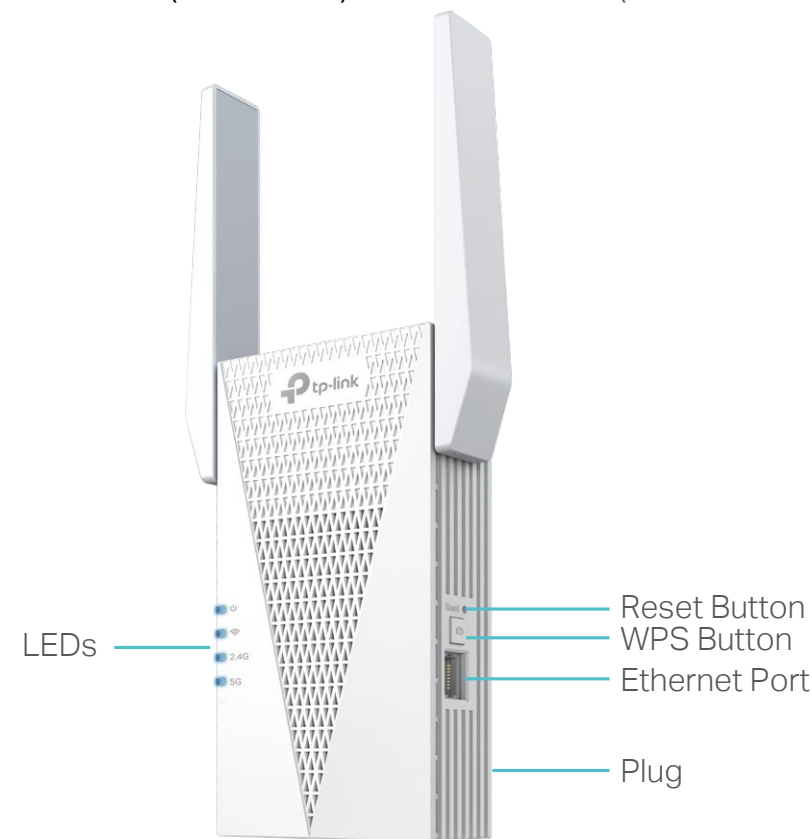
## Reliability

- Simultaneous Dual Band – Separate Wi-Fi bands enable more devices to connect to your network without a drop in performance
- Reliable Connection – External antennas for optimal Wi-Fi coverage and reliable wireless connections
- Ultra-Low Latency – Take advantage of ultra-low latency to enjoy smoother online experience

# Specifications

## Hardware

- Button: WPS Button, Reset Button
- Port: 1 Gigabit Ethernet Port
- Antenna: 2 External Antennas
- Power Consumption: 14.2W
- Dimensions (W × D × H): 4.2×1.6×6.3 in. (107×40×160 mm)



For more information, please visit

[https://www.tp-link.com/products/details/?model=RE615X\\_V1](https://www.tp-link.com/products/details/?model=RE615X_V1)

or scan the QR code left

## Wireless

- Wireless Standards: IEEE 802.11a/n/ac/ax 5 GHz, IEEE 802.11b/g/n/ax 2.4 GHz
- Frequency: 2.4 GHz and 5 GHz
- Signal Rate: 574 Mbps at 2.4 GHz, 1201 Mbps at 5 GHz
- Transmit Power: FCC: 2.4GHz≤24dBm, 5GHz≤24dBm
- Reception Sensitivity:  
5GHz:  
11ax HE80 MCS11: -60dBm, 11ax HE80 MCS0: -91dBm  
11ax HE40 MCS11: -63dBm, 11ax HE40 MCS0: -94dBm  
11ax HE20 MCS11: -66dBm, 11ax HE20 MCS0: -97dBm  
11ac HT80 MCS9: -65dBm, 11ac HT80 MCS0: -91dBm  
11ac HT40 MCS9: -69dBm, 11ac HT40 MCS0: -94dBm  
11ac HT20 MCS8: -74dBm, 11ac HT20 MCS0: -97dBm  
11a 54Mbps: -78dBm, 11a 6Mbps: -97dBm  
2.4GHz:  
11ax HE40 MCS11: -62dBm, 11ax HE40 MCS0: -93dBm  
11ax HE20 MCS11: -65dBm, 11ax HE20 MCS0: -95dBm  
11n HT40 MCS7: -72dBm, 11n HT40 MCS0: -93dBm

11n HT20 MCS7: -76dBm, 11n HT20 MCS0: -95dBm  
11g 54Mbps: -78dBm, 11g 6Mbps: -96dBm

- Wireless Function: Enable/Disable Wireless Radio, DFS (the latest firmware and hardware version is required), Access Control, LED Control, Power Schedule, Wi-Fi Coverage Adjustment
- Wireless Security: WPA, WPA2, WPA3

## Others

- Certification  
FCC, RoHS
- System Requirements  
Microsoft Windows 98SE, NT, 2000, XP, Vista™ or Windows 7, 8, 8.1, 10, MAC OS, NetWare, UNIX or Linux  
Internet Explorer, Firefox, Chrome, Safari, or other JavaScript-enabled browser  
\*You are recommended to use the latest version
- Package Contents  
Range Extender RE615X  
Quick Installation Guide

<sup>†</sup>Maximum wireless signal rates are the physical rates derived from IEEE Standard 802.11 specifications. Actual wireless data throughput and wireless coverage per ft<sup>2</sup> are not guaranteed and will vary as a result of network conditions, client limitations, and environmental factors, including building materials, obstacles, volume and density of traffic, and client location.

<sup>‡</sup>The product may not be compatible with routers or gateways with firmware that has been altered, is based on open source programs, or is non-standard or outdated.

This product is compatible with standardized EasyMesh technology but has not obtained the Wi-Fi EasyMesh™ certification.

<sup>§</sup>Uninterrupted Streaming is designed for devices that support the 802.11k/v standard.

<sup>Δ</sup>Up to 4x Capacity refers to 4x increase in median throughput under dense environment compared to 11ac wave 2 range extender.

\*Saving clients' battery power requires clients to also support the 802.11ax Wi-Fi standard. Actual power reduction may vary as a result of network conditions, client limitations, and environmental factors.

\*\*TP-Link EasyMesh-compatible products can network with other devices that use EasyMesh. Failed connections may be due to firmware conflicts of different vendors.

◇Unified management is available for TP-Link EasyMesh-compatible devices. This feature is not guaranteed for devices from other vendors.

\*\*\*Actual network speed may be limited by the rate of the product's Ethernet WAN or LAN port, the rate supported by the network cable, Internet service provider factors and other environmental conditions.

This product is compatible with standardized EasyMesh technology but has not obtained the Wi-Fi EasyMesh™ certification.

©2024 TP-Link

[www.tp-link.com](http://www.tp-link.com)

TP-Link AX1800 Wi-Fi 6 Range Extender RE615X