

 MONOPRICE™  


Monoprice™ Commercial Series

# Heavy Duty XL Full-Motion Articulating Extra Long Reach TV Wall Mount Bracket

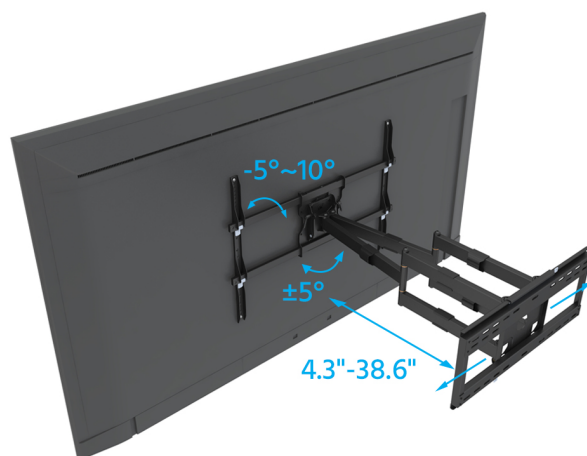
For TVs 60in to 110in, Max Weight 275 lbs, Extension Range 4.3in to 38.6in, VESA Up to 800x600


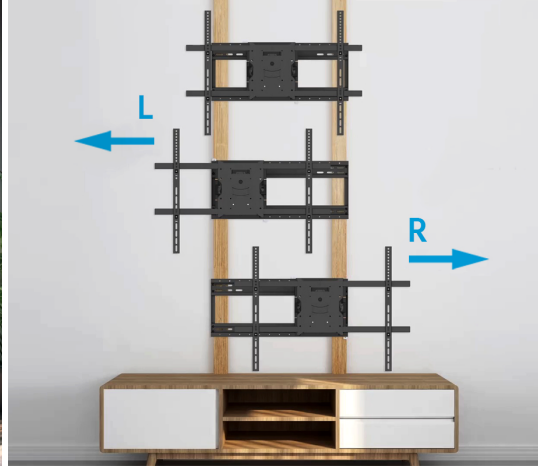
This Monoprice™ Commercial Series Heavy Duty XL Full-Motion Articulating, Extra Long Reach TV Wall Mount is the ideal solution for your large, wide screen TV. With fully articulating capabilities, including screen level rotation, tilt, swivel, and dual extra long heavy-duty extension arms, you can comfortably see the screen from any angle. This mount also features a sliding wall plate for corner installation flexibility. It is designed for 60" to 110" displays weighing up to 275 pounds, with VESA mounting patterns up to 800x600.

- Extra long extension up to 38.6"
- Heavy-duty design for 60" ~ 110" displays of up to 275 lbs.
- Sliding wall plate
- Accommodates VESA patterns of 100x100 to 800x600
- 110° Swivel range
- -5° ~ 10° Tilt range
- ±5° Rotation range
- Suitable for landscape or portrait screen mounting

## HEAVY-DUTY DESIGN FOR EXTRA LARGE TVS AT YOUR MOST COMFORTABLE VIEWING ANGLE

This Monoprice™ Commercial Series TV wall mount was built to hold an extra large display ranging up to 110". It features a 27" wall plate, with dual extra-long heavy-duty extension arms allowing for an extension of nearly 39", constructed with high quality, cold-rolled steel capable of supporting up to 275 pounds. The fully articulating mount also gives the ability to tilt your TV up or down, swivel from side to side, and rotate to ensure it is level.





## Full Specifications

P/N	44486
Type	Full-Motion
Minimum VESA	100x100
Maximum VESA	800x600
Maximum Display Weight	275 lbs.
Minimum Display Size	60"
Maximum Display Size	110"
Minimum Extension	4.3"
Maximum Extension	38.6"
Wall Plate Dimensions	27.2" x 11.5"
Tilt Range	-5° ~ 10°
Swivel Range	±110°
Rotation Range	±5°
Construction	Aluminum, Plastic
Color	Black
Curved Display Compatible	No
Security System	No
Built-in Level	No
Cable Management	Yes
UL® Certified	No
RoHS Compliant	Yes
Compatible Wall Types	Brick, Concrete, and Wood Stud
Packaging Method	Corrugated Box, Poly Bag
Dimensions (LxWxH)	39.6" x 24.7" x 4.3" (1005 x 628 x 110 mm)
Weight	42 lbs. (19.1 kg)

*Monoprice™ and all Monoprice logos are trademarks of Monoprice Inc.*