



SonicWave 600 Series Wireless Access Points

Superior Performance in Wireless Solutions

SonicWall's 600 Series Wireless Access Points (APs) use 802.11ax — the most advanced technology available — for superior performance in complex, multi-device environments. Cloud-managed using SonicWall's Wireless Network Manager (WNM), these APs offer a number of additional features that provide an enhanced experience, all while delivering the best-in-class security that you expect from SonicWall.

HIGHLIGHTS

Performance

- 802.11ax
- Increased throughput
- Reduced latency
- Better power management

User experience

- Longer battery life
- Neighboring network avoidance
- Target Wake Time (TWT)

Best-in-class wireless security


- WIDS for threat detection
- WIPS for active threat remediation
- Rogue AP and device detection

Intuitive cloud management and monitoring tool

- Integrated Switch management
- Alerts and rich analytics
- Automatic firmware updates
- Integrates with Wireless Network Manager and WiFi Planner
- RF spectrum analysis

Zero-Touch Deployment

- Fast and easy deployment
- Auto-detection and auto-provisioning
- Compatible with SonicExpress mobile app



Performance

SonicWall's SonicWave 600 Series Access Points utilize 802.11ax technology, improving performance in complex environments. The use of 1024 QAM allows more data to pass through, and 802.11ax provides enhancements in MU-MIMO, with both uplink and downlink capabilities.

Additionally, 802.11ax works in both the 2.4 GHz and 5 GHz bands. Testing has shown that 802.11ax can reduce latency by 75% and enable up to a 4X improvement in overall throughput, with nominal data rate improvement of up to 37% compared to 802.11ac Wave 2.

Enhanced user experience

SonicWave APs enhance the user experience in a number of ways. Not only are processor speeds faster, but beamforming allows for a more direct connection that is faster and more reliable than without beamforming. Improved power control methods help to avoid interference with nearby networks, making for a better experience. And Target Wake Time management helps preserve battery life in mobile devices.

Best-in-class wireless security

Most SonicWave access points include a separate radio dedicated to security, which performs rogue AP detection, passive scanning and packet capturing.

The SonicWave solution also integrates additional security-related features, including wireless intrusion detection and prevention, virtual AP segmentation, wireless guest services,

RF monitoring and wireless packet capture. SonicWave APs also feature zero-wait DFS, which identifies and avoids interference with radar systems while eliminating the wait associated with being booted from one DFS channel and finding another to connect with.

Intuitive cloud management and monitoring tool

SonicWave APs are easy to set up and deploy. They integrate with SonicWall Wireless Network Manager, which is a highly intuitive, scalable and centralized Wi-Fi network management system capable of delivering rich wireless and switching analytics, as well as simplified, single-pane-of-glass onboarding via the cloud. The APs also integrate with WiFi Planner, a site survey tool that enables you to optimally design and deploy a wireless network, resulting in a reduced total cost of ownership. And with RF spectrum analysis, you can detect and identify the source of RF interference and monitor the health of a wireless system.

Zero-Touch Deployment

Zero-Touch makes it easy to register your unit and onboard SonicWave APs with the help of the SonicWall SonicExpress mobile app. The APs are automatically detected and provisioned with Zero-Touch Deployment. Available on iOS and Android, the SonicExpress mobile app lets network administrators monitor and manage networks from anywhere.



SonicWave 600 Series Specifications

HARDWARE SPECIFICATIONS	SONICWAVE 621	SONICWAVE 641	SONICWAVE 681
Location	Indoor	Indoor	Indoor
Maximum power consumption (W)	21	23	34
Status indicators	Seven (7) LED (Power, security, BLE, LAN, 5G, 2.4G, WWAN)		
Antennas	4 internal	8 internal	12 internal
Wired network ports	(1) 100/1000/2.5 GbE auto-sensing RJ-45 for Ethernet and Power over Ethernet (PoE) (model 621/641); (1) 100/1000/5.0 GbE auto-sensing RJ-45 for Ethernet and Power over Ethernet (PoE) (model 681); (1) Micro-USB console; (1) USB 3.0		
5G/4G/LTE USB modem support	Yes	Yes	Yes
Accessories included	Ceiling Mounting Kit	Ceiling Mounting Kit	Ceiling Mounting Kit
Virtual access points/SSID group	Up to 8 per access point		
Chassis	UL 1024 plenum rated		
Ethernet interface	1 x 2.5GbE	1 x 2.5GbE	1 x 5GbE
USB 3.0	1	1	1
Console (micro USB-type)	1	1	1
Kensington lock hold	Yes	Yes	Yes
PoE power requirement	802.3at	802.3at	802.3bt type 3
12V DC Jack	Yes	Yes	Yes
Unit dimensions (cm)	17.4 x 17.4 x 3	20 x 20 x 3.7	21.3 x 21.3 x 3.9
Shipping dimensions (cm)	23 x 22.9 x 7.4	23 x 22.9 x 7.4	26.5 x 24 x 9.5
Unit weight (kg)	0.68	0.85	1.10
WEEE weight (kg)	0.79	1.2	1.49
Shipping weight (kg)	1.27	1.2	1.49

STANDARDS AND COMPLIANCE	SONICWAVE 621	SONICWAVE 641	SONICWAVE 681
IEEE standards	802.11ax, 802.11ac, 802.11n, 802.11g, 802.11b, 802.11a, 802.11e, 802.11i, 802.11r, 802.11k, 802.11v, 802.11w		
Compliance	IEEE 802.11a, IEEE 802.11b, IEEE 802.11g, IEEE 802.11n, IEEE 802.11ac, IEEE 802.11e, IEEE 802.11i, IEEE 802.3at, IEEE 802.3bz, WPA3, WPA2, AES, IEEE 802.11r, IEEE 802.11k, IEEE 802.11v, IEEE 802.11w		
Regulatory	FCC/ICES Class B, CE, RCM/ACMA, VCCI Class B, TELEC, BSMI, NCC, MSIP, ANATEL, Customs Union, RoHS (Europe/China), WEEE		
Safety approvals	UL E211396, UL 62368-1, UL 60950-1 cUL CAN/CSA C22.2 No. 62368-1-14, CAN/CSA C22.2 No. 62368-1-14, EN 60950-1 Or EN 62368-1, IEC 60950-1, IEC 62368-1, Europe: EN 60950-1, EN 62368-1, Taiwan: CNS 1336-1		
Radio approvals	USA: FCC Part 15C, 15E, Canada: ISED RSS-247, Europe: (RED) EN 300 328, EN 301 893, Aus/NZ: AS/NZs 4268, Taiwan: NCC LP002, Additional country approvals for Japan, Korea, China, India, Brazil		
EMI approvals	USA: FCC P15B, Canada: ICES-003, Europe: EN 301 489-1, -17, EN 55032, EN 55024, Aus/NZ: CISPR 32, Japan: VCCI, Taiwan: CNS 13438		
Exposure approvals	USA: FCC Part 2, Canada: RSS-102, Europe: EN 50385, Aus/Nz: ASNZS 2772		
MIMO	MU-MIMO 2x2 (2 streams) 621 MU-MIMO 4x4 (4 streams) 641 MU-MIMO 8x8 (8 streams) 681		
Max/Recommended connected clients per radio	256/150		
Safety	UL, cUL, TUV/GS, CB, CE, BSMI, Mexico CoC, Customs Union		
USB WAN failover and load balancing	Yes	Yes	Yes

ENVIRONMENTAL	SONICWAVE 621	SONICWAVE 641	SONICWAVE 681
Temperature range	32 to 104°F, 0 to 40°C		
Humidity	10 - 95%, non-condensing		

RADIO SPECIFICATIONS	SONICWAVE 621	SONICWAVE 641	SONICWAVE 681
Radio 1: 2.4GHz	11ax 2x2	11ax 4x4	11ax 4x4
Radio 2: 5GHz	11ax 2x2	11ax 4x4	11ax 8x8
Radio 3: Scanning radio (dual-band selectable)	11ac 1x1	11ac 1x1	11ac 1x1
Radio 4: 2.4GHz BLE/BT 5.0	Yes	Yes	Yes
Antenna Type	Internal	Internal	Internal
Frequency bands	802.11a: 5.180-5.825 GHz, 802.11b/g: 2.412-2.472 GHz, 802.11n: 2.412-2.472 GHz, 5.180-5.825 GHz, 802.11ac: 2.412-2.472 GHz, 5.180-5.825 GHz		
Operating channels	802.11a: US and Canada 12, Europe 11, Japan 4, Singapore 4, Taiwan 4, 802.11b/g: US and Canada 1-11, Europe 1-13, Japan 1-14 (14-802.11b only), 802.11n (2.4 GHz): US and Canada 1-11, Europe 1-13, Japan 1-13 802.11n (5 GHz): US and Canada 36-48/149-165, Europe 36-48, Japan 36-48, Spain 36-48/52-64 802.11ac: US and Canada 36-48/149-165, Europe 36-48, Japan 36-48, Spain 36-48/52-64		
Transmit output power	Regulatory and Country Code compliant		
Transmit power control	Supported		
Data rates supported	802.11a: 6,9,12,18,24,36,48,54 Mbps per channel, 802.11b: 1,2,5.5,11 Mbps per channel, 802.11g: 6,9,12,18,24,36,48,54 Mbps per channel, 802.11n: 7.2, 14.4, 21.7, 28.9, 43.3, 57.8, 65, 72.2, 15, 30, 45, 60, 90, 120, 135, 150 Mbps per channel, 802.11ac: 7.2, 14.4, 21.7, 28.9, 43.3, 57.8, 65, 72.2, 86.7, 96.3, 15, 30, 45, 60, 90, 120, 135, 150, 180, 200, 32.5, 65, 97.5, 130, 195, 260, 292.5, 325, 390, 433.3, 65, 130, 195, 260, 390, 520, 585, 650, 780, 866.7, 1040, 1170, 1300, 1560, 1733.4 Mbps per channel, 802.11ax: update to 1147.5 Mbps (Radio 1) and 4.804 Gbps (Radio 2)		
Modulation technology spectrum	802.11a: Orthogonal Frequency Division Multiplexing (OFDM), 802.11b: Direct Sequence Spread Spectrum (DSSS), 802.11g: Orthogonal Frequency Division Multiplexing (OFDM)/Direct Sequence Spread Spectrum (DSSS), 802.11n: Orthogonal Frequency Division Multiplexing (OFDM), 802.11ac: Orthogonal Frequency Division Multiplexing (OFDM), 802.11ax: Orthogonal Frequency-Division Multiple Access (OFDMA)		

SECURITY	SONICWAVE 621	SONICWAVE 641	SONICWAVE 681
Data Encryption	WPA3, WPA2, IPSec, 802.11i, AES, SSL VPN**		
SSL-VPN Client*	NetExtender, Connect Tunnel		
Advanced Security Services	Capture ATP, CFS, Geo-IP, Botnet, Anti-virus (Cloud)		

AUTHENTICATION	SONICWAVE 621	SONICWAVE 641	SONICWAVE 681
Authentication	RADIUS, Active Directory, single sign-on (SSO), local user		
Captive Portal	Click-through, external server, social account (Facebook, Google, Twitter and LinkedIn) sign-on		
Captive Portal Sign On	Local users, RADIUS, LDAP, OTP, AD		

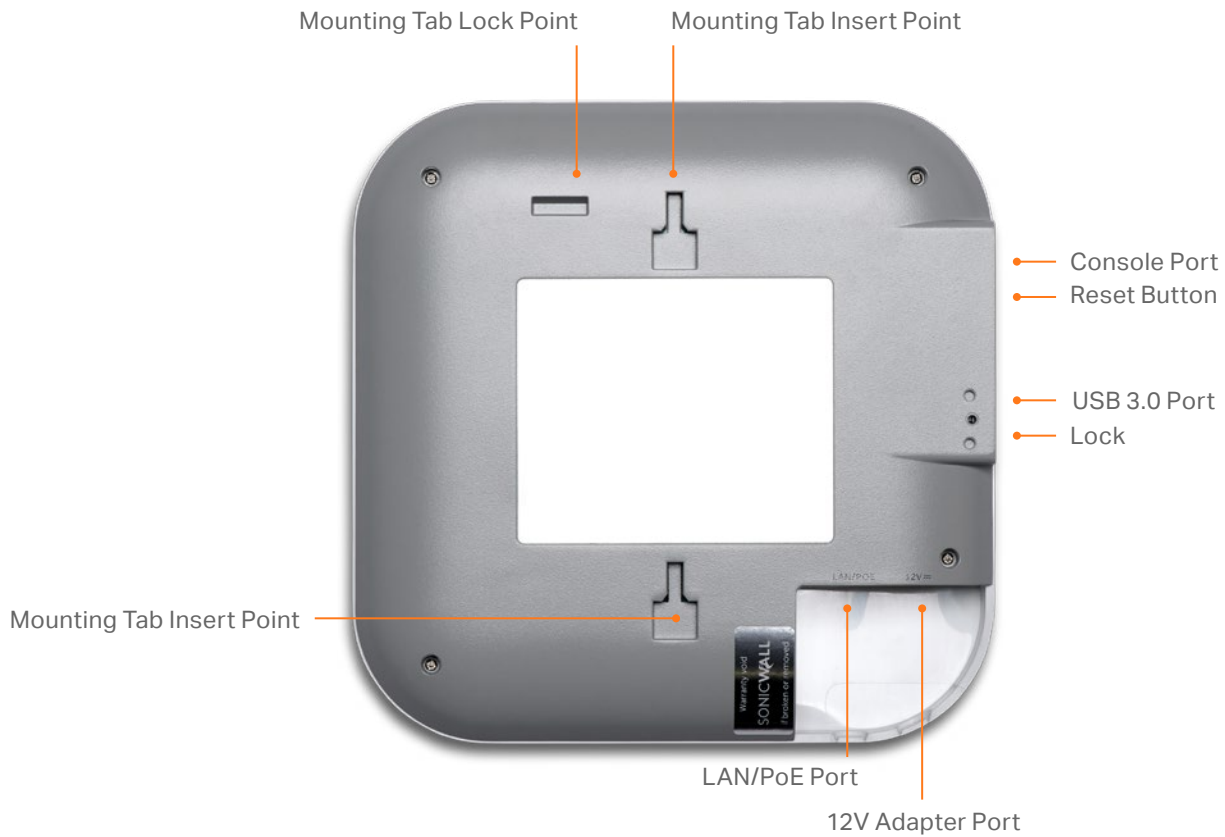
REPORTING	SONICWAVE 621	SONICWAVE 641	SONICWAVE 681
Alerts	Critical alert notification via SMS		

*SonicWave acts as an SSL-VPN client

**When used with SonicWall Secure Mobile Access Series appliance

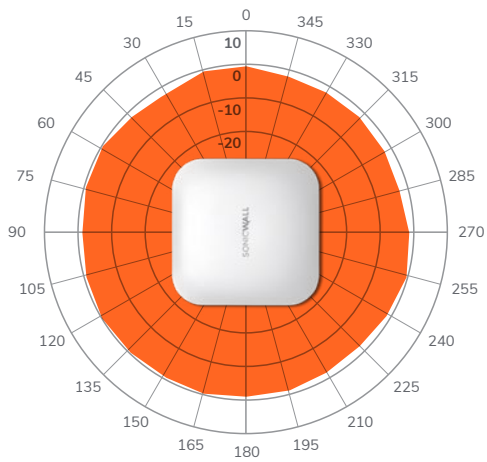


SonicWave 621

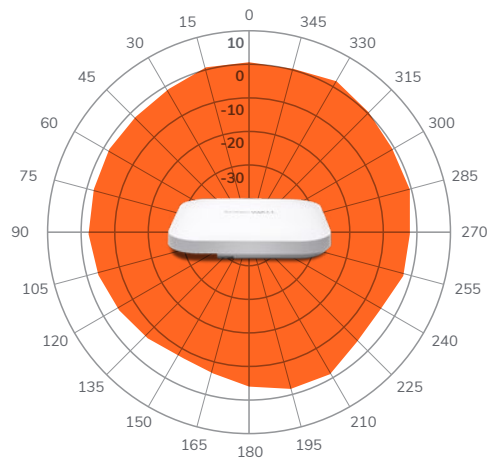


Antenna Radiation Patterns

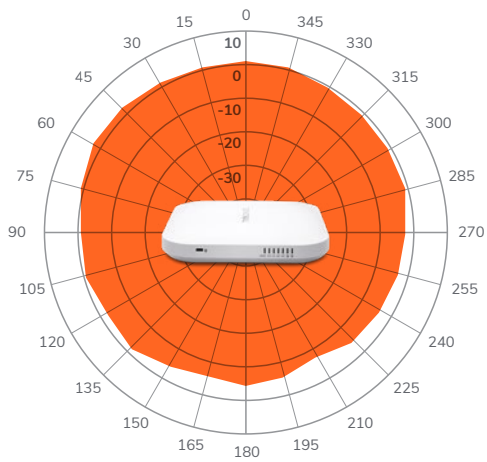
2.4 GHz, XY-Plane



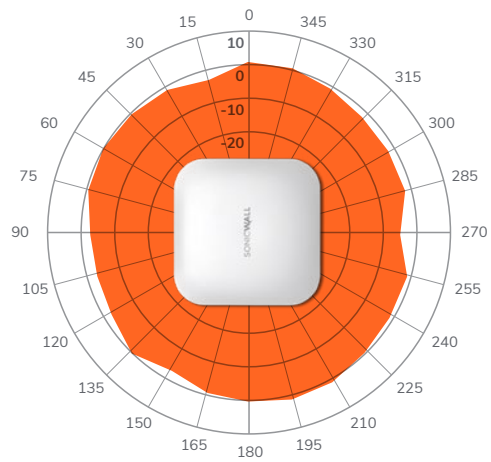
2.4GHz, XZ-Plane



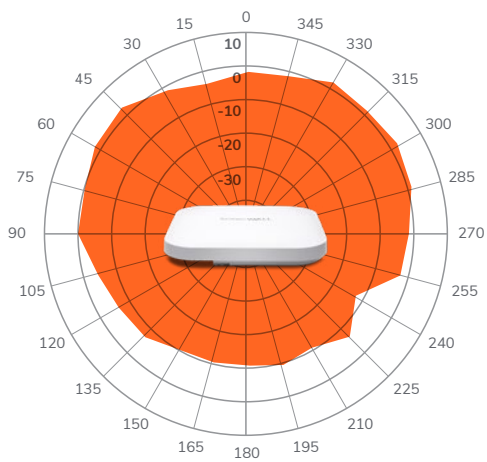
2.4GHz, YZ-Plane



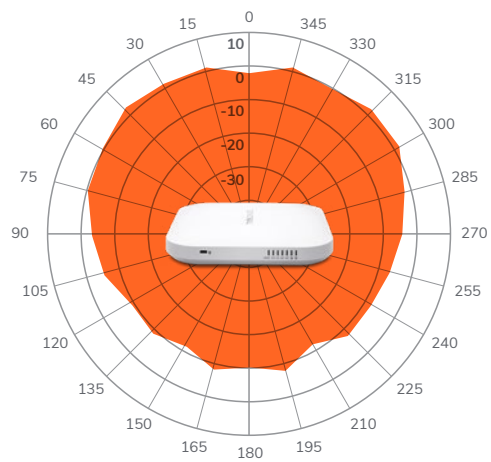
5GHz, XY-Plane



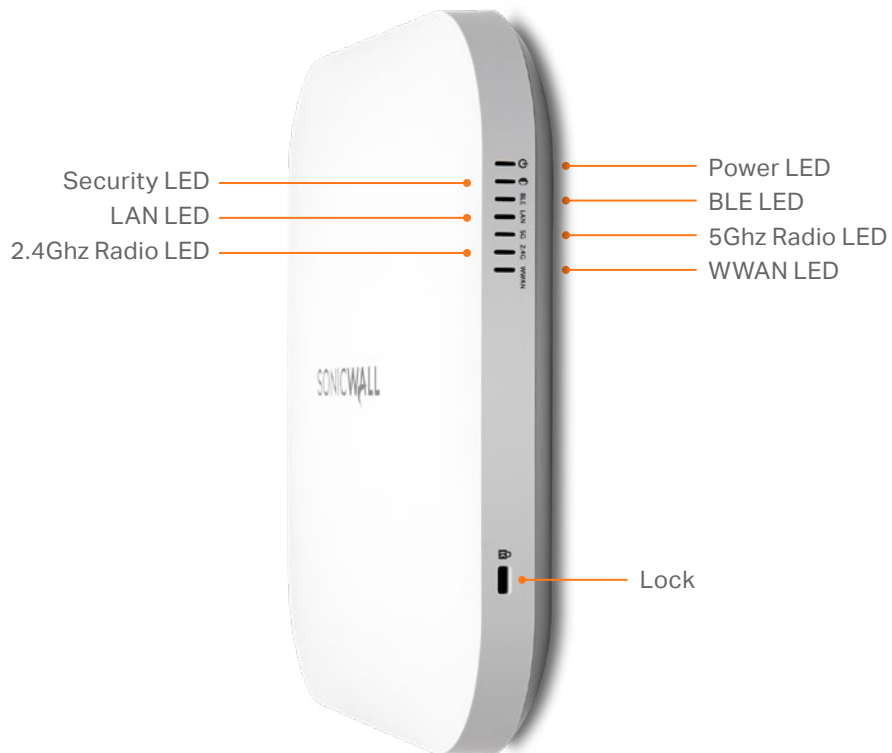

5GHz, XZ-Plane



5GHz, YZ-Plane

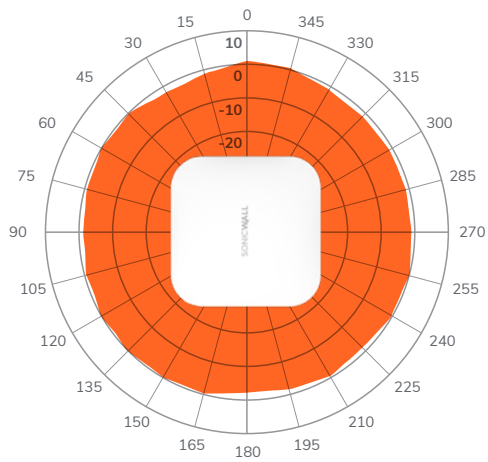


SonicWave 641

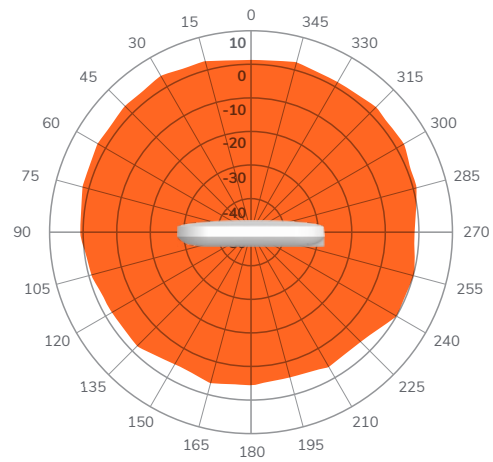


Antenna Radiation Patterns

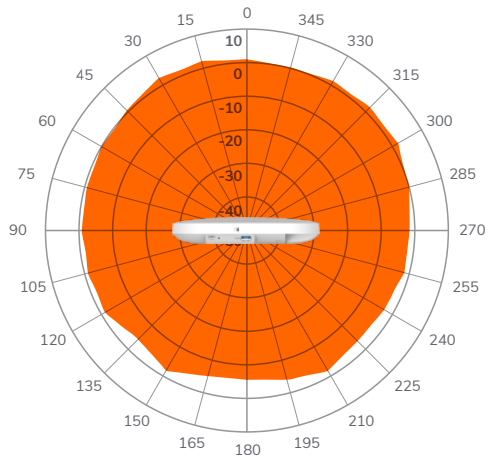
2.4 GHz, XY-Plane



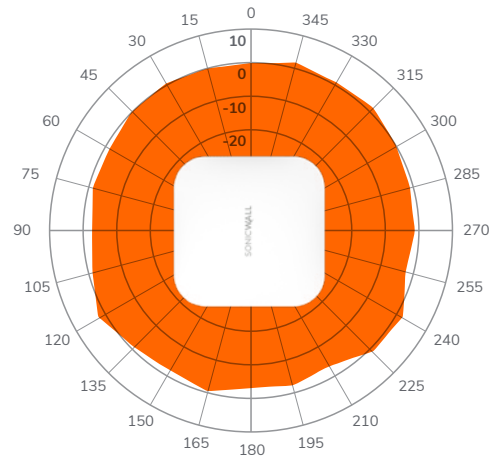
2.4GHz, XZ-Plane



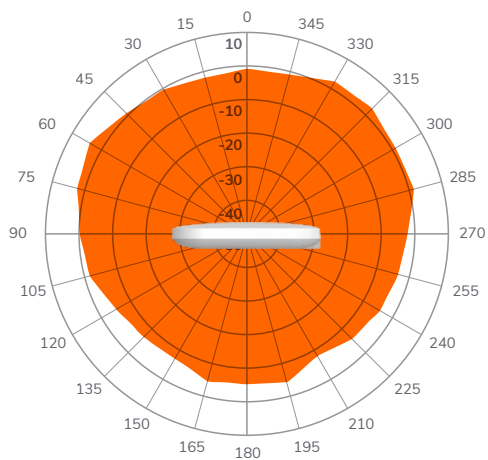
2.4GHz, YZ-Plane



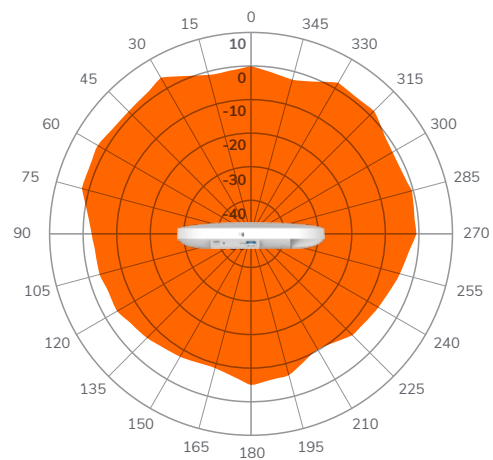
5GHz, XY-Plane



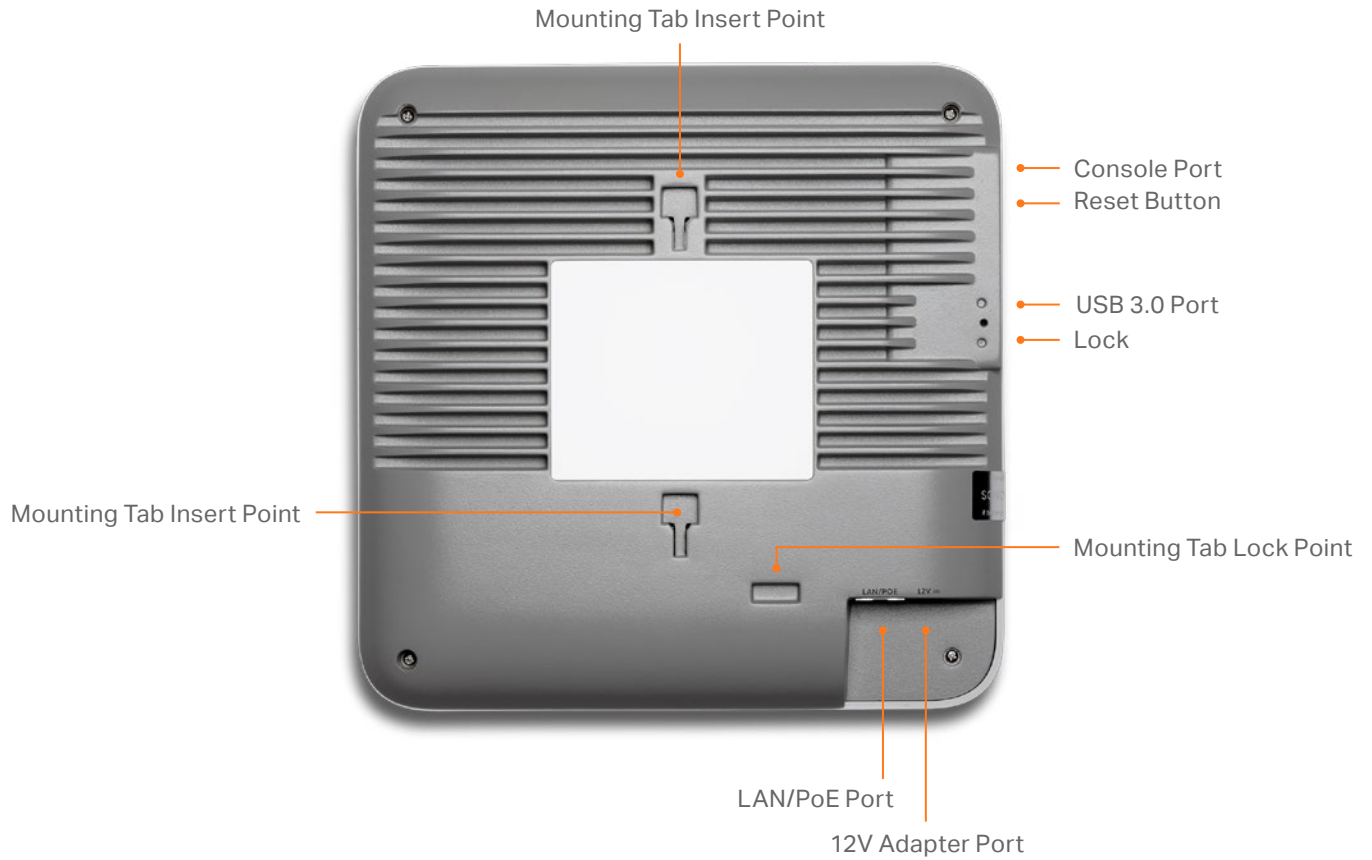
5GHz, XZ-Plane



5GHz, YZ-Plane

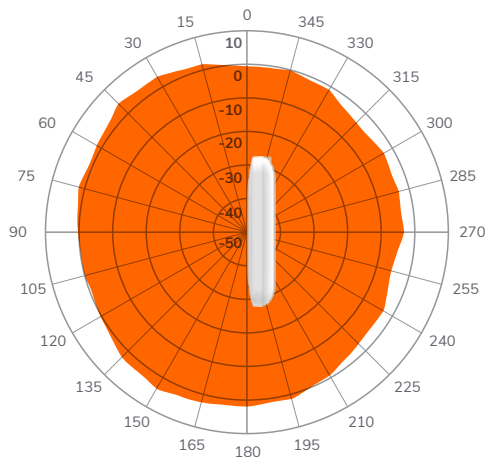


SonicWave 681

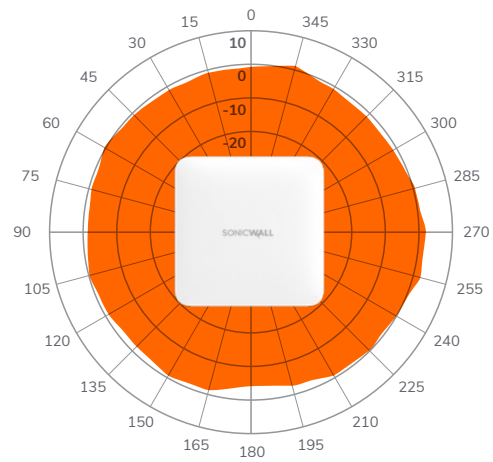


Antenna Radiation Patterns

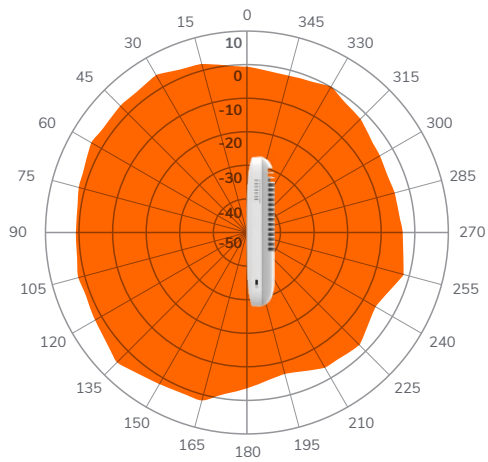
2.4 GHz, XY-Plane



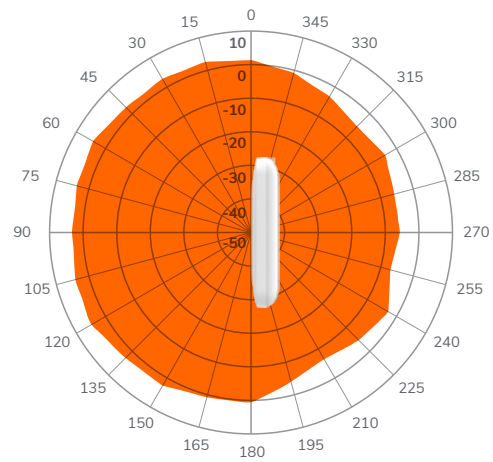
2.4GHz, XZ-Plane



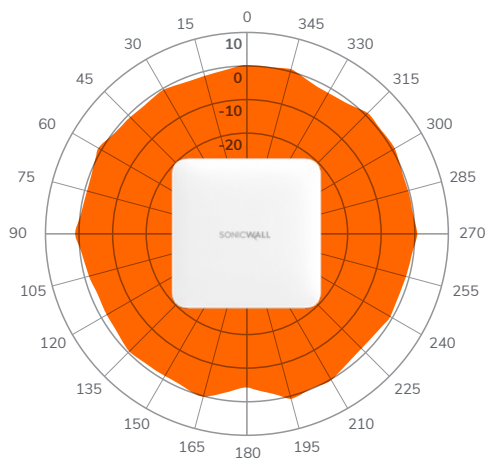
2.4GHz, YZ-Plane



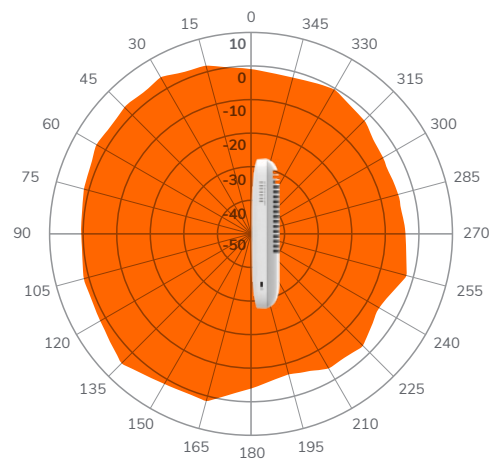
5GHz, XY-Plane



5GHz, XZ-Plane



5GHz, YZ-Plane



SonicWave Feature Summary

SUPERIOR USER EXPERIENCE	
Feature	Description
High-speed wireless performance and range	Optimal Wi-Fi network performance relies less on the PHY (physical) data rate of the chipset or standard used. Wi-Fi networks that are properly designed afford users the highest throughput their clients can utilize.
Enhanced signal quality	The 802.11ax standard operates in both the 2.4 GHz and 5 GHz bands.
Increased wireless reliability	The increase in bandwidth capacity and greater number of spatial streams, combined with MU-MIMO and the improved processing offered by 802.11ax, result in more reliable wireless coverage.
Target Wake Time	Target Wake Time enables devices to determine when and how frequently they will wake up to send or receive data, resulting in longer battery life for mobile devices.
MU-MIMO	MU-MIMO (multi-user, multiple-input, multiple-output) technology enables simultaneous transmission from the access point to numerous wireless clients instead of just one.
Band steering	Band steering improves the user experience by steering dual-band clients to automatically connect to the less-crowded 5 GHz frequency band, leaving the more-crowded 2.4 GHz frequency for legacy clients.
Tx and Rx Beamforming	Beamforming improves wireless performance and range by focusing the wireless signal on an individual client instead of spreading the data transmission equally in all directions.
AirTime Fairness	AirTime Fairness distributes air time equally among connected clients, ensuring faster clients get more data in their time, while slower clients receive less.
Wireless mesh (client-mode only)	A wireless mesh network enables faster speeds and greater coverage for devices on the network.
FairNet wireless bandwidth allocation	FairNet guarantees a minimum amount of bandwidth to each wireless client in order to prevent disproportionate bandwidth consumption by a single user.

COMPREHENSIVE WIRELESS SECURITY	
Feature	Description
Dedicated third scanning radio	SonicWave 600 series access points include a dedicated radio that performs continual scanning of the wireless spectrum for rogue access points, plus additional security functions that help with PCI compliance.
Wireless intrusion detection and prevention	Wireless intrusion detection and prevention scans the wireless network for unauthorized (rogue) access points.
Wireless guest services	Wireless guest services enables administrators to provide internet-only access for guest users. This access is separate from internal access and requires guest users to securely authenticate to a virtual access point before access is granted.
Lightweight hotspot messaging	Lightweight hotspot messaging extends the SonicWall wireless guest services model of differentiated internet access for guest users, enabling extensive customization of the authentication interface and the use of any kind of authentication scheme.
Captive portal	Captive portal forces a user's device to view a page and provide authentication through a web browser before internet access is granted.
Virtual access point segmentation	Administrators can create up to eight SSIDs on the same access point, each with its own dedicated authentication and privacy settings. This provides logical segmentation of secure wireless network traffic and secure customer access.
Cloud ACL	An extension to local ACL, cloud ACL is deployed and managed from a centralized RADIUS server in the cloud. This eliminates local ACL scalability issues, enabling organizations to configure authentication accounts based on their specific requirements. In addition, MAC authentication can be enforced on all Wi-Fi-enabled devices, even if they are not capable of 802.11ax support. This adds another layer of protection to the wireless network.
Multi-RADIUS authentication	Multi-RADIUS authentication provides enterprise-class redundancy by enabling organizations to deploy multiple RADIUS servers in active/passive mode for high availability. Further, multi-RADIUS authentication can be supported on each virtual access point and configured for WPA2-Enterprise or WPA2-Auto-Enterprise mode.

SIMPLIFIED DEPLOYMENT AND CENTRALIZED MANAGEMENT	
Feature	Description
Simplified setup and centralized management	SonicWave Access Points are automatically detected, provisioned and updated by the cloud.
Integrated Switch Management	SonicWall Wireless Network Manager provides integrated management of SonicWave Access Points and SonicWall Switches for unified visibility and management of the network.
WiFi Planner	To optimize access point placement before deployment, WiFi Planner provides comprehensive visualization of the Wi-Fi environment, including obstacles that impact signal performance, as well as both covered and non-covered zones.
Floor plan view	Floor plan view is a Wi-Fi planning tool that enables users to upload or create a floor plan and place SonicWave access points appropriately to ensure required wireless coverage.



SIMPLIFIED DEPLOYMENT AND CENTRALIZED MANAGEMENT

Topology view	Topology view is a Wi-Fi tool that automatically maps devices and how they are connected in the wireless network architecture in order to aid in troubleshooting.
Plenum rated	SonicWave access points are plenum rated for safe installation in air-handling spaces, such as in or above suspended ceilings.
Multiple power options	SonicWave access points are powered from a SonicWall Power over Ethernet (PoE) Injector or third-party device for easy deployment where electrical outlets are not readily accessible.
Light controls	With dimmable LEDs (excluding power), SonicPoints fit perfectly into environments that need discreet wireless coverage.
Broad standards and protocols support	SonicWave access points support a wide range of wireless standards and security protocols, including 802.11 a/b/g/n/ac/ax, WPA2 and WPA3. This allows organizations to leverage prior investments in devices that are incapable of supporting higher encryption standards.

LOW TOTAL COST OF OWNERSHIP

Feature	Description
Low TCO	Features such as simplified deployment, single-pane-of-glass management for both wireless and security, and no need to purchase a separate wireless controller drastically reduce an organization's cost to add wireless into a new or existing network infrastructure.
MiFi Extender	MiFi Extender enables the attachment of a 3G/4G/LTE modem to the SonicWave Access Point for use as either the primary WAN or as a secondary failover WAN link for business continuity.
Bluetooth Low Energy	SonicWave access points include a Bluetooth Low Energy radio that enables the use of ISM (industrial, scientific and medical) applications for healthcare, fitness, retail beacons, security and home entertainment over a low energy link.
USB port	Access points with a USB port support 3G/4G failover. Plugging a dongle into the port allows the network to continue functioning over a cellular connection in case of Wi-Fi network outage.
Green access points	SonicWave Access Points reduce costs by supporting green access points, which enable radios to enter sleep mode for power saving when no clients are actively connected. The access point will exit sleep mode once a client attempts to associate with it.

REGULATORY MODEL NUMBERS

SonicWave 681	APL66-106
SonicWave 641	APL67-107
SonicWave 621	APL68-108



To try our secure wireless solution, visit:

www.sonicwall.com/products/secure-wireless/live-demo

About SonicWall

SonicWall delivers Boundless Cybersecurity for the hyper-distributed era and a work reality where everyone is remote, mobile and unsecure. By knowing the unknown, providing real-time visibility and enabling breakthrough economics, SonicWall closes the cybersecurity business gap for enterprises, governments and SMBs worldwide. For more information, visit www.sonicwall.com.

SonicWall, Inc.
1033 McCarthy Boulevard | Milpitas, CA 95035
Refer to our website for additional information.
www.sonicwall.com



© 2022 SonicWall Inc. ALL RIGHTS RESERVED.
SonicWall is a trademark or registered trademark of SonicWall Inc. and/or its affiliates in the U.S.A. and/or other countries. All other trademarks and registered trademarks are property of their respective owners. The information in this document is provided in connection with SonicWall Inc. and/or its affiliates' products. No license, express or implied, by estoppel or otherwise, to any intellectual property right is granted by this document or in connection with the sale of SonicWall products. Except as set forth in the terms and conditions as specified in the license agreement for this product, SonicWall and/or its affiliates assume no liability whatsoever and disclaims any express, implied or statutory warranty relating to its products including, but not limited to, the implied warranty of merchantability, fitness for a particular purpose, or non-infringement. In no event shall SonicWall and/or its affiliates be liable for any direct, indirect, consequential, punitive, special or incidental damages (including, without limitation, damages for loss of profits, business interruption or loss of information) arising out of the use or inability to use this document, even if SonicWall and/or its affiliates have been advised of the possibility of such damages. SonicWall and/or its affiliates make no representations or warranties with respect to the accuracy or completeness of the contents of this document and reserves the right to make changes to specifications and product descriptions at any time without notice. SonicWall Inc. and/or its affiliates do not make any commitment to update the information contained in this document.