

SARIX[®] MULTI ENHANCED CAMERA

9 MP

12 MP

15 MP

20 MP

24 MP

32 MP

The Pelco Sarix Multi Enhanced camera delivers multi-directional coverage from a single vantage point, offering security teams exceptional situational awareness of wide areas using fewer cameras. This analytics-enabled camera helps to reduce blind spots and can take on the most difficult lighting conditions across vast areas, while providing high-quality, panoramic views. All of this is backed by a 5-year warranty from a brand you can trust.



FEATURES



MULTI-DIRECTIONAL COVERAGE

Achieve 180, 270 or 360-degree views with the camera's three or four configurable sensors for full coverage and to reduce blind spots.



VARIFOCAL LENSES

Have greater flexibility with the ability to configure the field of view, allowing you to monitor and take a closer look at what's most relevant for the application. Includes lens distortion correction for an optimal viewing experience.



DATA SECURITY & PROTECTION

Meet the high data security standards required by federal government agencies and heavily regulated enterprises with FIPS-compliant cryptography support, integrated TPM and Secure Boot.



PELCO SMART ANALYTICS, POWERED BY MOTOROLA SOLUTIONS

Stay a step ahead of critical events with built-in analytics providing improved object detection and classification.



IMPACT & WEATHER RATED

Protects against impact, water and windblown dust with IK10 and IP66/67 ratings. Resists corrosion with NEMA 250 Type 4X rating and meets TS2 standards.



OPEN SYSTEM

ONVIF Profile S, G, T and M compliance allows for easy integration with existing ONVIF infrastructures. Interoperable with Pelco VideoXpert and other leading video management systems.

ONVIF is a trademark of Onvif, Inc.



Preliminary Specifications - Subject to Change



SPECIFICATIONS

IMAGE PERFORMANCE		3.0 MP	5.0 MP	4K (8.0 MP)
Image Sensor		1/2.8" progressive scan CMOS		1/2.8" CMOS
Active Pixels		1920 (H) x 1080 (V) (16:9) 2048 (H) x 1536 (V) (4:3)	2560 x 1440 (16:9) 2592 x 1944 (4:3)	3840 x 2160 (16:9) 2880 x 2160 (4:3)
3 x Image Sensor, Max Resolution (per image sensor)		5760 (H) x 1080 (V) (16:9) 6144 (H) x 1536 (V) (4:3)	7680 x 1440 (16:9) 7776 x 1944 (4:3)	11520 x 2160 (16:9) 8640 x 2160 (4:3)
4 x Image Sensor, Max Resolution (per image sensor)		7680 (H) x 1080 (V) (16:9) 8192 (H) x 1536 (V) (4:3)	10240 x 1440 (16:9) 10368 x 1944 (4:3)	15360 x 2160 (16:9) 11520 x 2160 (4:3)
Aspect Ratio		4:3	4:3	16:9
IR Illumination - Optional (high power 850 nm LEDs) ¹		30 m (98 ft) maximum distance at 0 lux when camera is mounted at 4 m (13 ft) off the ground, full tele TBD m, full wide TBD m		
Minimum Illumination		0.020 lux (F1.5) in color mode 0.018 lux (F1.5) in mono mode 0 lux with optional IR illuminator		0.020 lux (F1.5) in color mode 0.016 lux (F1.5) in mono mode 0 lux with optional IR illuminator
Dynamic Range	WDR On	120 dB, true WDR, dual exposure		
	WDR Off	80 dB		
3D Noise Reduction Filter		Yes		
Image Rate-Full Feature Mode²:				
3 x Image Sensor (60 Hz, 50 Hz)		30 / 25 fps	30 / 25 fps	24 / 20 fps
4 x Image Sensor (60 Hz, 50 Hz)		30 / 25 fps	24 / 25 fps	17.14 / 16.67 fps
Image Rate-High Framerate Mode³:				
3 x Image Sensor (60 Hz, 50 Hz)		60 / 50 fps	40 / 33.33 fps	30 / 25 fps
4 x Image Sensor (60 Hz, 50 Hz)		40 / 33.33 fps	24 / 25 fps	20 / 20 fps

¹The IR intensity is based on supplied PoE power.

²Full Feature Mode: Analytics, WDR, and Lens Distortion Correction enabled with H.265. Image Rotation at Edge will result in lower frame rates.

³High Frame Rate Mode: Analytics and WDR disabled with H.265.

IMAGE CONTROL	
Image Compression Method	H.264 Pelco Smart Compression, H.265 Pelco Smart Compression, Motion JPEG
Streaming	Multi-stream H.264, Multi-stream H.265, Motion JPEG
Motion Detection	Selectable sensitivity and threshold
Electronic Shutter Control	Automatic, Manual (1/7.5 to 1/8000 sec)
Focus/Zoom Control	Remote Focus and Zoom
Iris Control	Fixed
Day/Night Control	Automatic, Manual
Flicker Control	60 Hz, 50 Hz
White Balance	Automatic, Manual
Backlight Compensation	Adjustable
Privacy Zones	Up to 64 zones
Removable Privacy Zones	Up to 64 zones
Lens Distortion Correction	Fixed
Camera Image Rotation	Each head independent

LENS (PER IMAGE SENSOR)	3.0 MP	5.0 MP	4K (8.0 MP)
Lens and Horizontal Field of View Based on Aspect Ratio	53° - 97° (16:9) 53° - 99° (4:3)		43° - 109° (16:9) 58° - 76° (4:3)
Lens and Horizontal Field of View Based on Aspect Ratio	29° - 50° (16:9) 39° - 69° (4:3)		32° - 55° (16:9) 32° - 55° (4:3)
Aperture Range	F1.5 - F1.9		
Control	Fixed Iris, Remote Focus and Zoom		

NETWORK	
Network	Gigabit Ethernet, 100BASE-TX, 1000BASE-TX
Cabling Type	CAT5E
Connector	RJ-45
API	ONVIF® compliance Profile S, T, G and M (www.onvif.org)
Security	Signed and encrypted firmware, password protection, HTTPS encryption, digest authentication, WS authentication, user access log, 802.1x port based authentication, TLS1.3, FIPS140-2 Level 3 via onboard TPM
Secure Boot	Yes
Protocol	IPv4, IPv6, HTTP, HTTPS, SOAP, DNS, NPT, RTSP, RTCP, RTP, TCP, UDP, IGMPv2, ICMP, DHCP, Zeroconf, ARP, HSTS
Streaming Protocols	RTP/UDP, RTP/UDP multicast, RTP/RTSP/TCP, RTP/RTSP/HTTP/TCP, RTP/RTSP/HTTPS/TCP, HTTP
Device Management Protocols	SNMP v2c, SNMP v3

PERIPHERALS	
USB Port	USB 2.0
Onboard Storage	Dual MicroSD/microSDHC/microSDXC slot - video speed class card required. Class V10 or better recommended. The dual SD cards will work as one contiguous region of storage.

AUXILIARY I/O	
Audio Compression Method	G.711 PCM 8 kHz, Opus
Audio Input/Output	Line level input and output
External I/O Terminal	Alarm In, Alarm Out

ELECTRICAL	IN-CEILING	SURFACE MOUNT	PENDANT MOUNT
Power Consumption	26 W with 24 VDC 37 VA with 24 VAC 25.5 W with IEE 802.3at Type 2 (PoE+)	With IR: 52 W with 24 VDC 74 VA with 24 VAC 51 W with high power PoE (PoE++) Without IR: 26 W with 24 VDC 37 VA with 24 VAC 25.5 W with IEE 802.3at Type 2 (PoE+)	With IR: 52 W with 24 VDC 74 VA with 24 VAC 51 W with high power PoE (PoE++) Without IR: 26 W with 24 VDC 37 VA with 24 VAC 25.5 W with IEE 802.3at Type 2 (PoE+)
External Power	24 VDC ± 10 %; 24 VAC rms ± 10 %, 50 or 60 Hz		
PoE	30 W IEEE 802.3at Type 2 (PoE+)	With IR: 60 W (PoE++): IEEE 802.3bt Type 3, Cisco® UPoE or legacy high-power PoE* With 35% IR Power: 30 W IEEE 802.3at Type 2 (PoE+) Without IR: 30 W IEEE 802.3at Type 2 (PoE+)	
Redundant Power	Seamless failover between PoE and Aux and back without interruption in camera operation		

*Supported high power PoE products are listed in the **Accessories** Section and may require adjusting the PoE mode switch. Contact sales or technical support for more information.

MECHANICAL	IN-CEILING	SURFACE MOUNT	PENDANT MOUNT
Dimension	Overall: 298 mm x 161 mm (11.75" x 6.33") Below mounting surface: 298 mm x 64 mm (11.75" x 2.52")	304 mm x 114 mm (11.95" x 4.48")	With Mount: 401 mm x 329 mm x 260 mm (15.77" x 12.96" x 10.25") With NPT Adapter: 248 mm x 329 mm (9.75" x 12.96")

MECHANICAL	IN-CEILING	SURFACE MOUNT	PENDANT MOUNT
Weight	Mount: 1100 g (2.4 lbs) Bezel: 490 g (1.1 lbs) Camera Module (4 lenses): 1590 g (3.5 lbs)	Mount: 950 g (2.1 lbs) Bezel: 1250 g (2.8 lbs) Camera Module (4 lenses): 1590 g (3.5 lbs) Optional IR Illuminator Ring: 670 g (1.5 lbs)	Wall Mount: 1190 g (2.6 lbs) NPT Adapter Mount: 470 g (1.04 lbs) Pendant: 1680 g (3.7 lbs) Bezel: 1250 g (2.8 lbs) Camera Module (4 lenses): 1590 g (3.5 lbs) Optional IR Illuminator Ring: 670 g (1.5 lbs)
Body	Aluminum, Plastic dome trim	Aluminum	Aluminum
Finish	Plastic, Injection Molded, Pantone 427C	Cast, Anodized and Powder Coated, Pantone 427C	Cast, Anodized and Powder Coated, Pantone 427C
Environmental	Not applicable	IK10 Impact Rating, IP66 Weather Rating, IP67, NEMA 4X, NEMA TS-2	
Optional IR Illuminator Ring	Not available	Optional accessory, 30 m (98 ft) IR range	

ENVIRONMENTAL	IN-CEILING	SURFACE MOUNT	PENDANT MOUNT
Operating Temperature	-10 °C to +50 °C (14 °F to 122 °F)	-40 °C to +60 °C (-40 °F to 140 °F)	
Storage Temperature	-30 °C to +70 °C (-22 °F to 158 °F)		
Humidity	0 - 95% non-condensing		
IR Illumination Behavior	Not applicable	IR illuminator will turn off if the temperature is 53 °C (127 °F) or higher. The illuminator will operate at 60% power if the temperature is between 44 °C (102 °F) and 53 °C (127 °F). Hysteresis: 6 °C (10.8 °F). For 25.5 W PoE+, the IR illuminator will operate at only 35% power and will turn off if the temperature is below -26 °C (-15 °F).	

PER SENSOR	
Tilt	7° to 96° from horizon
Pan	+/-120° (depending on position of image sensors)
Azimuth	+/-180°

CERTIFICATIONS	IN-CEILING	SURFACE MOUNT	PENDANT MOUNT
Certifications/Directives	UL, cUL, CE, ROHS, WEEE, RCM, EAC*, BIS*, KC*, UKCA, NOM*		
Safety Standards	UL 62368-1, CSA 62368-1, IEC/EN 62368-1		
	UL 2043 (Plenum)	IEC/EN 62471	
Environmental Standards/Ratings	IEC 60529 IP5X rating (dust only)	IEC 60529 IP66, IP67 rating IEC/EN 62262 Impact (IK 10) IEC/EN 60068-2-6 Product Vibration IEC/EN 60068-2-27 Product Shock Type 4X	
Electromagnetic Emissions Standards	FCC Part 15 Subpart B (Class A) ICES-003 (Class A) EN 55032 (Class A) EN 61000-3-2 EN 61000-3-3		
Electromagnetic Immunity Standards	EN 55035 EN 61000-6-1 EN 50121-4 (when used with FERR-1001 on aux power) EN 50130-4		
NEMA TS2	Not applicable	NEMA TS2 para 2.2.7 - 2.2.9 NEMA TS2 (Temp.) paragraph 2.2.7.2 - 2.2.7.7	

*These certifications are in process and will be available after launch.

SUPPORTED ANALYTICS EVENTS	
Object in Area	The event is triggered when the selected object type moves into the region of interest.
Object Loitering	The event is triggered when the selected object type moves into the region of interest and then stays for an extended amount of time.

SUPPORTED ANALYTICS EVENTS


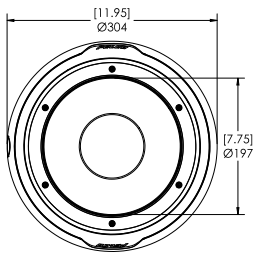
Objects Crossing Beam	The event is triggered when the specified number of objects have crossed the directional beam that is configured over the camera's field of view. The beam can be unidirectional or bidirectional.
Object Appears or Enters Area	The event is triggered by each object that enters the region of interest. This event can be used to count objects.
Object Not Present in Area	The event is triggered when no objects are present in the region of interest.
Objects Enter Area	The event is triggered when the specified number of objects have entered the region of interest.
Objects Leave Area	The event is triggered when the specified number of objects have left the region of interest.
Object Stops in Area	The event is triggered when an object moves into a region of interest and then stops moving for the specified threshold time.
Object Too Close	The event is triggered when an object moves to within a certain threshold distance of another object.
Direction Violated	The event is triggered when an object moves in the prohibited direction of travel.
Sabotage Detection	The event is triggered when the scene unexpectedly changes.

SUPPORTED CLASSIFIED OBJECT TYPES

Object Types in Outdoor Mode	Person and Vehicle, sub-types: Car, Truck, Bicycle, Motorcycle, Bus
Object Types in Indoor Mode	Person

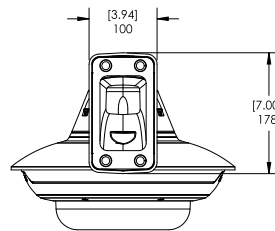
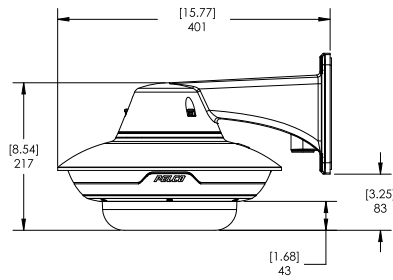
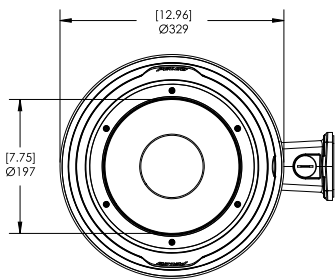
OUTLINE DIMENSIONS

SURFACE MOUNT

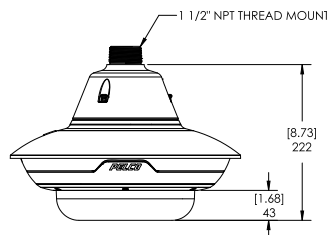
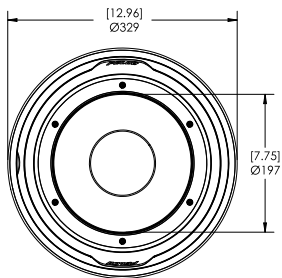


[X.X]	INCHES
X	MM

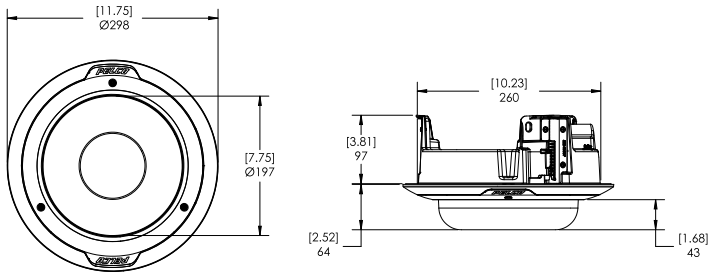
PENDANT WALL MOUNT



PENDANT NPT MOUNT







IN-CEILING MOUNT



ORDERING INFORMATION

The variety of mounting options for the Sarix Multi Enhanced Camera provides maximum flexibility. All the available camera modules can be used in any of the mounting options.

MOUNTING SCENARIO		ORDERING INFORMATION
PENDANT WALL MOUNT		Order one of: <ul style="list-style-type: none"> • Camera base module • IMD1-PMT • IMD1-SPLD0 or IMD1-SPLD1 • WLMT-1001 • Optional, IMD1-IR
PENDANT NPT MOUNT		Order one of: <ul style="list-style-type: none"> • Camera base module • IMD1-PMT • IMD1-SPLD0 or IMD1-SPLD1 • NPTA-1001 • Optional, IMD1-IR1
SURFACE MOUNT		Order one of: <ul style="list-style-type: none"> • Camera base module • IMD1-SMT • IMD1-SPLD0 or IMD1-SPLD1 • Optional, IMD1-IR1
IN-CEILING MOUNT		Order one of: <ul style="list-style-type: none"> • Camera base module • IMD1-INC • IMD1-INCLD1 or IMD1-INCLD0 • Optional, CLPNL-1001 if ceiling panel is needed

CAMERA MODULES

With the modular design of the Sarix Multi Enhanced Camera, any camera module can be paired with any mounting adapter for maximum versatility and optimal installation. Each camera module must be ordered with a matching mounting adapter and dome cover. For complete coverage on the outside corner of a building, including downwards, order a 4-imager 360 degree model.

DISPLAY PART NUMBER	DESCRIPTION
SMLE1-9V5-3H	3x3MP, WDR, 270 degree max field of view, SureVision, 3.3-5.7mm, Analytics Camera Base Module
SMLE1-12V5-4H	4x3MP, WDR, 360 degree max field of view, SureVision, 3.3-5.7mm, Analytics Camera Base Module
SMLE1-15V5-3H	3x5MP, WDR, 270 degree max field of view, SureVision, 3.3-5.7mm, Analytics Camera Base Module

DISPLAY PART NUMBER	DESCRIPTION
SMLE1-20V5-4H	4x5MP, WDR, 360 degree max field of view, SureVision, 3.3-5.7mm, Analytics Camera Base Module
SMLE1-24V5-3H	3x8MP, WDR, 270 degree max field of view, SureVision, 3.3-5.7mm, Analytics Camera Base Module
SMLE1-32V5-4H	4x8MP, WDR, 360 degree max field of view, SureVision, 3.3-5.7mm, Analytics Camera Base Module

MOUNTING ADAPTERS AND DOME COVERS

The Sarix Multi Enhanced Camera modular design provides pendant, surface, or in ceiling mounting adapters and a choice of two lower domes compatible with all the Sarix Multi Enhanced Camera camera modules.

DISPLAY PART NUMBER	DESCRIPTION
IMD1-SMT	Outdoor surface mount adapter, must order either a IMD1-SPLD1 or IMD1-SPLD0.
IMD1-PMT	Outdoor pendant mount adapter, must order one of WLMT-1001 or NPTA-1001 and one of IMD1-SPLD1 or IMD1-SPLD0.
IMD1-INC	In-ceiling adapter, must order either a IMD1-INCLD1 or IMD1-INCLD0.
IMD1-SPLD0	Lower dome, for surface or pendant mounted Sarix Multi, smoked. Not recommended for low light applications.
IMD1-SPLD1	Lower dome, for surface or pendant mounted Sarix Multi, clear.
IMD1-INCLD0	Lower dome, for in-ceiling mounted Sarix Multi, smoked. Not recommended for low light applications.
IMD1-INCLD1	Lower dome, for in-ceiling mounted Sarix Multi, clear.
WLMT-1001	Pendant wall arm adapter, for use with IMD1-PMT.
NPTA-1001	Pendant NPT adapter for use with IMD1-PMT.
PLMT-1001	Aluminum pole mount for use with WLMT-1001.
CRNMT-1001	Aluminum corner mount for use with WLMT-1001.
CLPNL-1001	Metal ceiling panel for use with in-ceiling mounted Sarix Multi Camera.

OPTIONAL IR ILLUMINATOR

The optional IR Illuminator is available for the Sarix Multi Enhanced Camera when mounted in a pendant or surface mount adapter.

DISPLAY PART NUMBER	DESCRIPTION
IMD1-IR	Optional IR illuminator ring, up to 30 m (100 ft), for use with IMD1-SPLD1.

OPTIONAL INJECTORS AND SWITCHES

DISPLAY PART NUMBER	DESCRIPTION
PD-9001GR/AT/AC-*-MSI	Indoor single port PoE+ 30W injector. Injector operational temperature range -20 °C to +40 °C (-4 °F to 104 °F).
POE60U-1BTE	Gigabit 802.3bt 60 W PoE Injector, single port.
POE430-AT	4 Port PoE AT 30W Midspan AC Input. Models with US or EU power cord.
POE1236-AT	12 Port PoE AT 36W Midspan AC DC Input. Models with US or EU power cord.
POE2436-AT	24 Port PoE AT 36W Midspan AC DC Input. Models with US or EU power cord.
POE130-XT	Single Port 802.3AF 802.3AT Extender 100M for use with POE190-BT.

OPTIONAL ACCESSORIES

DISPLAY PART NUMBER	DESCRIPTION
FERR-1001	Ferrite clamp for use with aux power cable when meeting EN 50121-4 requirements. Pack of 5.
USB-AC56-NA-MSI / USB-AC56-EU-MSI	USB Wi-Fi adapter
CBLKT-1001	Cable kit replacement for Multi Head cameras.

SUPPORT

Learn more and find additional documentation at pelco.com or email support@pelco.com for specific product support.



Jan 2023 | C5066S | Rev 1

© 2021 - 2023, Motorola Solutions, Inc. All rights reserved. MOTOROLA, MOTO, MOTOROLA SOLUTIONS, and the Stylized M Logo are trademarks or registered trademarks of Motorola Trademark Holdings, LLC and are used under license. Pelco, the Pelco logo, and other trademarks associated with Pelco products referred to in this publication are trademarks of Pelco, Inc. or its affiliates. All other product names and services are the property of their respective companies. Product specifications and availability are subject to change without notice.