

DATA SHEET

ARUBA 580 SERIES OUTDOOR ACCESS POINTS

Flagship Wi-Fi 6 performance and flexible options for challenging outdoor environments

Purpose-built to survive in the harshest outdoor environments, Aruba 580 Series Outdoor Access Points are designed for the highest levels of performance and greater deployment flexibility – all backed by a limited lifetime warranty. Aruba 580 Series APs deliver the speed and reliability needed for large enterprise and Industrial IoT deployments with high power Bluetooth and 802.15.4/Zigbee radios and flexible power options.

DESIGNED FOR OUTDOOR FLEXIBILITY

Weatherproofed, and temperature hardened to survive in the harshest outdoor environments, Aruba 580 Series APs withstand exposure to extreme high and low temperatures, persistent moisture, and precipitation, and are fully sealed to keep out airborne contaminants. All electrical interfaces include industrial surge protection and are IP66/67 certified.

To support high-performance connectivity in dense mobile and IoT outdoor environments, Aruba 580 Series APs deliver maximum aggregate on air data rates of 2.97 Gbps and include 5 Gbps Smart Rate Ethernet ports. In addition, dual redundant power/port failover and support for AC ensure high availability with uninterrupted performance.

WI-FI 6 BENEFITS

The 580 Series APs are based on the Wi-Fi 6/802.11ax standard, which means that **Wi-Fi 6** features such as Uplink and Downlink Orthogonal Frequency Division Multiple Access (OFDMA), BSS coloring, Downlink Multi-User MIMO (MU-MIMO), and cellular co-location are fully supported making it more efficient and secure.

Advantages of OFDMA

This capability allows Aruba's APs to handle multiple 802.11ax capable clients on each channel simultaneously, regardless of device or traffic type. Channel utilization is optimized by handling each transaction via smaller sub-carriers or resource units (RUs), which means that clients are sharing a channel and not competing for airtime and bandwidth.



KEY FEATURES

- Purpose built to survive in the harshest outdoor environments and extreme temperatures (-40 to +65 ° C) with IP66/67 ratings
- Ultimate Wi-Fi 6 performance and speed with a maximum aggregate data rate of 2.97Gbps
- Bluetooth and 802.15.4/Zigbee radios with high power to meet demanding Industrial IoT requirements
- Dual redundant power/port failover and support for AC ensure high availability with uninterrupted performance
- Backed by Aruba's Limited Lifetime Warranty

Bi-directional Multi-User MIMO (MU-MIMO)

Similar to downlink MU-MIMO in Wi-Fi 5 (802.11ac Wave 2), Aruba 580 Series APs can simultaneously connect clients using downlink – and now – uplink spatial streams. The added benefit is the ability to multiply the number of clients that can now send traffic, thus optimizing client-to-AP spatial stream diversity.

WI-FI OPTIMIZATION

Client optimization

Aruba's patented AI-powered ClientMatch technology eliminates sticky client issues by steering a client to the AP where it receives the best radio signal. ClientMatch also dynamically steers traffic to load balance APs to improve the user experience.



Automated Wi-Fi radio frequency management

To optimize the user experience and provide greater stability, Aruba AirMatch allows organizations to automate network optimization using machine learning. AirMatch provides dynamic bandwidth adjustments to support changing device density and enhanced roaming using an even distribution of Effective Isotropic Radiated Power (EIRP) to radios, and real-time channel assignments to mitigate co-channel interference.

Application assurance

With Air Slice, organizations can provide application assurance to their users that goes beyond the traditional capabilities of airtime fairness. After the SLAs are configured, Air Slice monitors network usage, automatically allocates radio resources, and dynamically adjusts radio resources as new users connect and applications sessions begin or end.

Intelligent Power Monitoring (IPM)

Aruba 580 Series APs continuously monitor and report hardware energy consumption and temperature. APs can be configured to enable or disable capabilities based on the available PoE power – ideal when wired switches have exhausted their power budget. Additionally, with IPM, if the AP gets too close to the maximum temperature limit, it can disable features to prevent overheating.

Aruba Advanced Cellular Coexistence (ACC)

Unique to Aruba, Advanced Cellular Coexistence uses built-in filtering to automatically minimize the impact of interference from cellular networks, distributed antenna systems (DAS), and commercial small cell or femtocell equipment.

IOT CAPABILITIES

High power Bluetooth and Zigbee

The Aruba 580 Series is the first Aruba access point to feature a high-powered Bluetooth and 802.15.4/Zigbee radio, ensuring maximum range and performance for IoT applications. Built in Bluetooth and Zigbee capabilities simplify deploying and managing IoT-based location services, asset tracking services, security solutions and IoT sensors and allows organizations to leverage the Aruba 580 Series as an IoT platform. There is no need for an overlay infrastructure or additional IT resources.

Advanced IoT coexistence (AIC)

Built-in filtering allows Wi-Fi and Bluetooth/Zigbee radios to operate at maximum capacity without the impact of interference.

Target Wake Time (TWT)

Ideal for IoT solutions that communicate infrequently, this Wi-Fi 6 capability allows IoT devices to use 802.11ax protocol. TWT coordinates with client IoT devices to allow them to sleep for extended periods and use shorter wake times to communicate before returning to sleep. This substantially extends the useful operating life of Wi-Fi 6 based, battery-powered sensors.

ARUBA SECURE INFRASTRUCTURE

The Aruba 580 Series is an integral part of Aruba's SASE and zero trust security approach to help protect user authentication and wireless traffic. Select capabilities include:

WPA3 and Enhanced Open

With the introduction of WPA3 and Enhanced Open, a Wi-Fi 6 certified client will never send unencrypted traffic over the air. Even with an open authenticated network, Enhanced Open still provides strong encryption over the air. In all Wi-Fi 6 user sessions, each user is uniquely encrypted and if they disconnect and reconnect, the encryption changes from session to session.

WPA2-MPSK

MPSK enables simpler passkey management for WPA2 devices – should the Wi-Fi password on one device change, no additional changes are needed for other devices. This feature is enabled when networks are deployed with ClearPass Policy Manager.

SIMPLE AND SECURE ACCESS

To improve security and ease of management, IT can centrally configure and automatically enforce role-based policies that define proper access privileges for employees, guests, contractors, and other user groups – no matter where users connect on wired and wireless networks. Dynamic Segmentation eliminates the time consuming and error-prone task of managing complex and static VLANs, ACLs, and subnets by dynamically assigning policies and keeping traffic secure and separated.



FLEXIBLE OPERATION AND MANAGEMENT

Our unified APs can operate as standalone access points or with a gateway for greater scalability, security, and manageability. APs can be deployed using zero touch provisioning – without on-site technical expertise – for ease of implementation. Aruba APs can be managed using cloud-based or on premises solutions for any campus, branch, or remote work environment. As the management and orchestration console for Aruba ESP (Edge Services Platform), Aruba Central provides a single pane of glass for overseeing every aspect of wired and wireless LANs, WANs, and VPNs. AI-powered analytics, end-to-end orchestration and automation, and advanced security features are built natively into the solution.

ADDITIONAL WI-FI FEATURES

Transmit Beamforming (TxBF)

Increased signal reliability and range

Passpoint Release 2

Seamless cellular-to-Wi-Fi carryover for guests

Dynamic Frequency Selection (DFS)

Optimized use of available RF spectrum

Maximal Ratio Combining (MRC)

Improved receiver performance for multi antenna access points.

Cyclic Delay/Shift Diversity (CDD/CSD)

Enable use of multiple transmit antennas

Space-Time Block Coding (STBC)

Increased connection robustness

Low-Density Parity Check (LDPC)

High performance error detection and correction coding for enhanced receiver performance.

Key Features:

- Dual-radio (dual 4x4 MIMO) high-power 802.11ax AP with up-and downlink OFDMA and Multi-User MIMO (MU-MIMO)
- Maximum combined data rates of 2.9Gbps (HE80/HE20) in the most real-world settings, with a maximum 5GHz throughput of 2.4Gbps in 4SS HE80 (or 2SS HE160) and 574Mbps in the 2.4GHz band

- Support for 5Gbps NBase-T Ethernet, up to 10Gbps SFP+, and 1Gbps (w/PoE Out)
- Operate with 802.3bt Class 6 PoE or AC power, with reduced capabilities on 802.3at using IPM
- Ideal for large scale outdoor environments including universities, large enterprises, and industrial applications
- High power Bluetooth and Zigbee radio for IoT connectivity with support for maximum range and performance
- Aruba Intelligent Power Monitoring (IPM) which allows the AP to operate if there is not enough PoE power as well as manage heat to prevent overheating in the most extreme environments
- State of the art security with WPA3 and Enhanced open

Specifications

Hardware Variants

AP-584

- Four dual-band Nf connectors for external antenna operation
- One 2.4Ghz IoT Nf connector for the Bluetooth/Zigbee radio
 - 5dBi omni-directional antenna included

AP-585

- Built in omni-directional antennas (H and V polarized)
- 5Ghz Antennas 4.5dBi uncorrelated avg (5.8dBi peak)
- 2.4GHz Antennas 3.0dBi uncorrelated avg (4.4dBi peak)
- Bluetooth Antenna 4.8dBi peak

AP-587

- Built in directional antennas (H, V, and +/-45 polarized)
- 5Ghz Antennas 5.2dBi uncorrelated avg (6.6dBi peak)
- 2.4Ghz Antennas 5.7dBi uncorrelated avg (5.8dBi peak)
- Bluetooth Antenna 6.3dBi peak

Wi-Fi radio specifications

- AP type: Outdoor Hardened, Wi-Fi 6 dual radio, 5GHz and 2.4GHz 802.11ax 4x4 MIMO
- 5GHz radio: Four spatial stream Single User (SU) MIMO for up to 2.4Gbps wireless data rate with individual 4SS HE80 (or 2SS HE160) 802.11ax client devices, or with four 1SS or two 2SS HE80 802.11ax MU-MIMO capable client devices simultaneously
- 2.4GHz radio: Four spatial stream Single User (SU) MIMO for up to 1,150Mbps wireless data rate with individual



- 4SS HE40 802.11ax client devices or with two 2SS HE40 802.11ax MU-MIMO capable client devices simultaneously
- Support for up to 1,024 associated client devices per radio (typical recommended limit for *active outdoor* clients is 100-200 depending on distance), and up to 16 BSSIDs per radio
- Supported frequency bands (country-specific restrictions apply):
 - 2.400 to 2.4835GHz
 - 5.150 to 5.250GHz
 - 5.250 to 5.350GHz
 - 5.470 to 5.725GHz
 - 5.725 to 5.850GHz
- Available channels: Dependent on configured regulatory domain
- Dynamic frequency selection (DFS) optimizes the use of available RF spectrum
- Supported radio technologies:
 - 802.11b: Direct-sequence spread-spectrum (DSSS)
 - 802.11a/g/n/ac: Orthogonal frequency-division multiplexing (OFDM)
 - 802.11ax: Orthogonal frequency-division multiple access (OFDMA) with up to 37 resource units (for an 80MHz channel)
- Supported modulation types:
 - 802.11b: BPSK, QPSK, CCK
 - 802.11a/g/n: BPSK, QPSK, 16-QAM, 64-QAM, 256-QAM (proprietary extension)
 - 802.11ac: BPSK, QPSK, 16-QAM, 64-QAM, 256-QAM, 1024-QAM (proprietary extension)
 - 802.11ax: BPSK, QPSK, 16-QAM, 64-QAM, 256-QAM, 1024-QAM
- 802.11n high-throughput (HT) support: HT20/40
- 802.11ac very high throughput (VHT) support: VHT20/40/80/160
- 802.11ax high efficiency (HE) support: HE20/40/80/160
- Supported data rates (Mbps):
 - 802.11b: 1, 2, 5.5, 11
 - 802.11a/g: 6, 9, 12, 18, 24, 36, 48, 54
 - 802.11n: 6.5 to 600 (MCS0 to MCS31, HT20 to HT40), 800 with 256-QAM
 - 802.11ac: 6.5 to 1,733 (MCS0 to MCS9, NSS = 1 to 4, VHT20 to VHT160), 2,166 with 1024-QAM
 - 802.11ax (2.4GHz): 3.6 to 1,147 (MCS0 to MCS11, NSS = 1 to 4, HE20 to HE40)
 - 802.11ax (5GHz): 3.6 to 2,402 (MCS0 to MCS11, NSS = 1 to 4, HE20 to HE160)
- 802.11n/ac packet aggregation: A-MPDU, A-MSDU
- Transmit power: Configurable in increments of 0.5 dBm
- Maximum (aggregate, conducted total) transmit power (limited by local regulatory requirements):
 - 2.4 GHz band: +29 dBm (23dBm per chain)
 - 5 GHz band: +28 dBm (22 dBm per chain)
 - Note: conducted transmit power levels exclude antenna gain. For total (EIRP) transmit power, add antenna gain.
- Advanced Cellular Coexistence (ACC) minimizes the impact of interference from cellular networks
- Maximum ratio combining (MRC) for improved receiver performance
- Cyclic delay/shift diversity (CDD/CSD) for improved downlink RF performance
- Space-time block coding (STBC) for increased range and improved reception
- Low-density parity check (LDPC) for high-efficiency error correction and increased throughput
- Transmit beam-forming (TxBF) for increased signal reliability and range
- 802.11ax Target Wait Time (TWT) to support low-power client devices
- Advanced IoT Existence (AIC) allows for concurrent operation of the IoT and 2.4Ghz radios without issue

Wi-Fi antennas

- AP-584: Four Nf connectors for external dual band antennas (WIFI0 through WIFI3, corresponding with radio chains 0 through 3), and one Nf connector for BT (includes 5dBi 2.4GHz omni-directional antenna). Worst-case internal loss between radio interface and external antenna connectors: 0.8dB in 2.4GHz(WiFi), 0.8dB in 2.4GHz(BT) and 1.0dB in 5GHz.
- AP-585: Four integrated dual-band omni-directional antennas for 4x4 MIMO with peak antenna gain of 4.4dBi in 2.4GHz and 5.8dBi in 5GHz. Built-in antennas are optimized for a horizontally mounted orientation of the AP. The downtilt angle for maximum gain is roughly 10 degrees.
 - A mix of horizontally and vertically polarized antenna elements are used
 - Combining the patterns of each of the antennas of the MIMO radios, the peak gain of the combined, average pattern is 3.0dBi in 2.4GHz and 4.5dBi in 5GHz.



- AP-587: Four integrated dual-band directional antennas for 4x4 MIMO with peak antenna gain of 5.8dBi in 2.4GHz and 6.6dBi in 5GHz. Built-in antennas are optimized for a vertically oriented installation to a wall or pole.
 - A mix of horizontal, vertical, and +/-45 degree antenna elements are used
 - Combining the patterns of each of the antennas of the MIMO radios, the peak gain of the combined, average pattern is 5.7dBi in 2.4GHz, and 5.2dBi in 5GHz

Other interfaces

- Wired network interface (E0)
 - 100/1000/2500/5000Base-T Ethernet
 - 5Gbps Smart Rate: NBase-T, 802.3bz
 - PoE PD support on E0
 - IEEE/802.3az support
 - Support for jumbo frames (MTU up to 9,216 bytes)
- Wired network interface (E1)
 - 10GBASE-R SFP+ port
 - IEEE/802.3az support (as applicable)
 - Support for jumbo frames (up to 9,216 bytes)
 - 1 x SFP+ cage
 - When used in operation it is expected that this is the primary uplink port
 - Only recommended industrial temperature SFP/SFP+ modules should be used for optimal performance
- Wired network interface (E2)
 - 10/100/1000BaseT Ethernet
 - IEEE/802.3az support (as applicable)
 - Support for jumbo frames (up to 9,216 bytes)
 - Support for PoE PSE of 802.3af (may be able to reach 802.3at PSE with IPM policy if needed depending on temperature and load)
- AC power interface: 110-240V (requires AP-AC-MLX power connector kit)
- Bluetooth (BT5.0) and Zigbee (802.15.4) radio
 - BT: up to 8dBm transmit power (class 2) and -98dBm receive sensitivity (125kbps)
 - Zigbee: up to 8dBm transmit power and -96dBm receive sensitivity
- Visual indicators (multi-color LED): for System and Radio status
- Reset button: factory reset, LED mode control (normal/off)

- USB-C console interface
- Shielded Twisted Pair (STP) Ethernet cable should be used on all Ethernet interfaces for proper surge protection

Power sources and power consumption

- The AP supports direct AC power and Power over Ethernet (POE; on port E0 only)
- When both AC and POE power sources are available, AC power takes priority over POE
- Power sources are sold separately; see the ordering Information section below for details
- See below conditions for each power configuration:
 - When powered by AC, the AP will operate without restrictions, including 802.3af/at support (with upper thermal limitations).^{*} With IPM enabled, the AP will adjust power requirements to meet requirements, and will reduce according to established IPM policy
 - When powered by 802.3bt Class 6, the AP will operate without restriction, limited to 802.3af PSE support.^{*} With IPM enabled, the AP will adjust power requirements to meet requirements, and will reduce according to established IPM policy
 - When powered by 802.3bt Class 5 with LLDP, full function but no PSE support^{*}
 - When powered by 802.3at, AP will reduce both radios to 2 chains only, and will disable PSE out^{*}
 - When powered by 802.3af, the AP will boot up, but not enable any radios, regardless of IPM settings.
 - *With IPM enabled, the AP will adjust power requirements to meet requirements, and will reduce power as necessary according to the established IPM policy*
- Maximum (worst-case) power consumption:
 - AC powered: 71W (802.3af/at^{*})
 - POE powered (802.3bt Class 6): 49.5W (802.3af PSE only)
 - POE powered (802.3bt Class 5 with LLDP): 35.5W (no PSE)
 - POE powered (802.3at, IPM disabled): 25.5W (2 chain @ 2.4GHz, 2 chains @ 5GHz, no PSE)
- Maximum (worst-case) power consumption in idle mode: 9.2W (POE) or 10.8W (AC)
- Maximum (worst-case) power consumption in deep-sleep mode: 3.0W (POE) or 4.4W (AC)

^{*} In some power configurations and conditions, 802.3at may not support the full 30W



Mounting details

- AP-OUT-MNT-V1A – Long arm wall or pole mounting bracket
- AP-270-MNT-H1 – Single-tilt mounting bracket for wall or ceiling
- AP-270-MNT-H2 – Flush ceiling or wall mounting bracket
- AP-270-MNT-H3 – Dual-tilt mounting bracket for wall or ceiling

Mechanical specifications

AP-584

- Dimensions/weight (AP-584 unit only):
 - 324mm (W) x 312mm (D) x 244mm (H) / 12.6" (W) x 12.3" (D) x 9.6" (H)
 - 5.52kg / 11.5lbs
- Dimensions/weight (AP-584 shipping pkg, no mount):
 - 410mm (W) x 322mm (D) x 433mm (H) / 16.1" (W) x 12.7" (D) x 17" (H)
 - 7.56kg / 16.8lbs

AP-585

- Dimensions/weight (AP-585 unit only):
 - 324mm (W) x 313mm (D) x 320mm (H) / 12.6" (W) x 12.3" (D) x 12.7" (H)
 - 5.24kg / 11.5lbs
- Dimensions/weight (AP-585 shipping pkg, no mount):
 - 431mm (W) x 415mm (D) x 442mm (H) / 17" (W) x 16.3" (D) x 17.4" (H)
 - 7.81kg / 17.2lbs

AP-587

- Dimensions/weight (AP-587 unit only):
 - 302mm (W) x 300mm (D) x 174mm (H) / 11.9" (W) x 11.8" (D) x 6.9" (H)
 - 4.51kg / 9.9lbs
- Dimensions/weight (AP-587 shipping pkg, no mount):
 - 385mm (W) x 272mm (D) x 433mm (H) / 15.2" (W) x 10.7" (D) x 17" (H)
 - 6.03kg / 13.3lbs

Environmental specifications

- Operating conditions
 - Temperature: -40C to +65C / -40F to +149F with full solar loading
 - Humidity: 5% to 93% non-condensing internal
 - Rated for operation in all weather conditions
- Storage and transportation conditions
 - Temperature: -40C to +70C / -40F to +158F

- Operating Altitude: 3000m
- Water and Dust
 - IP66/67
- Salt Tolerance
 - Test to ASTM B117-07A Salt Spray 200hrs

Reliability

Mean Time Between Failure (MTBF): 828,651hrs (~95yrs) at +25°C operating temperature.

Regulatory compliance

- FCC/ISED
- CE Marked
- RED Directive 2014/53/EU
- EMC Directive 2014/30/EU
- Low Voltage Directive 2014/35/EU
- UL/IEC/EN 60950-1
- UL/IEC/EN 62368-1
- IEC 60950-22
- IEC/EN60601-1-2
- EN 50155

For more country-specific regulatory information and approvals, please see your Aruba representative.

Regulatory model numbers

- AP-584: APEX0584
- AP-585: APEX0585
- AP-587: APEX0587

Certifications

- Wi-Fi Alliance:
- Bluetooth SIG
- Ethernet Alliance (E0, PoE PD device, class 6; E2, PoE PSE device, class 3)

Warranty

[Aruba's hardware limited lifetime warranty.](#)

Minimum operating system software versions

ArubaOS and Aruba InstantOS 8.10.0.1



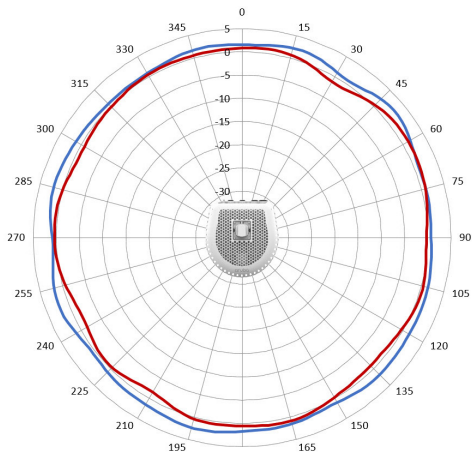
RF PERFORMANCE TABLE		
Band, rate	Maximum transmit power (dBm) per transmit chain	Receiver sensitivity (dBm) per receive chain
2.4GHz, 802.11b		
1Mbps	23	-95
11Mbps	23	-87
2.4GHz, 802.11g		
6Mbps	23	-92
54 Mbps	20	-74
2.4GHz, 802.11n/ac HT20		
MCS0	23	-92
MCS8	18	-70
2.4GHz, 802.11n/ac HT40		
MCS0	23	-89
MCS9	18	-66
2.4GHz, 802.11 ax HE20		
MCS0	23	-92
MCS11	16	-62
2.4GHz, 802.11 ax HE40		
MCS0	23	-89
MCS11	16	-59
5GHz, 802.11a		
6Mbps	22	-93
54Mbps	22	-75
5GHz, 802.11n/ac HT20		
MCS0	22	-93
MCS8	20	-71
5GHz, 802.11n/ac HT40		
MCS0	22	-90
MCS9	20	-65
5GHz, 802.11n/ac HT80		
MCS0	22	-87
MCS9	20	-62
5GHz, 802.11ax HE20		
MCS0	22	-93
MCS11	18	-62
5GHz, 802.11ax HE40		
MCS0	22	-90
MCS11	18	-59
5GHz, 802.11ax HE80		
MCS0	22	-87
MCS11	18	-56



ANTENNA PATTERNS

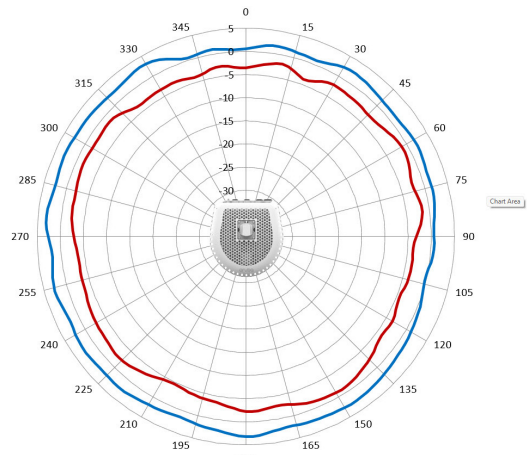
AP-585 — Horizontal planes (top view)

Showing azimuth (0 degrees) and 30 degrees downtilt patterns (averaged patterns for all applicable antennas)



— 2.4Ghz Wi-Fi Average Azimuth — 2.4Ghz Wi-Fi Average Azimuth (-20deg)

2.45GHz Wi-Fi (antennas 1, 2, 3, 4)

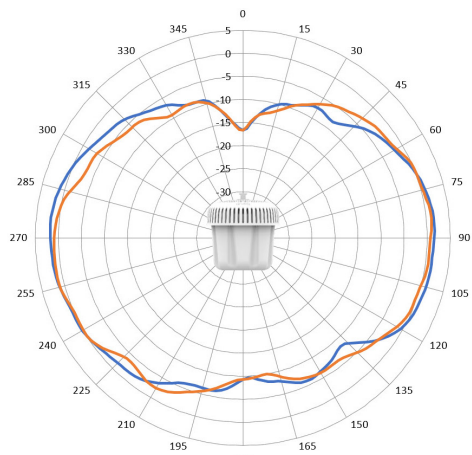


— 5GHz Wi-Fi Average Azimuth — 5GHz Wi-Fi Average Azimuth (-20deg)

5.5GHz Wi-Fi (antennas 1, 2, 3, 4)

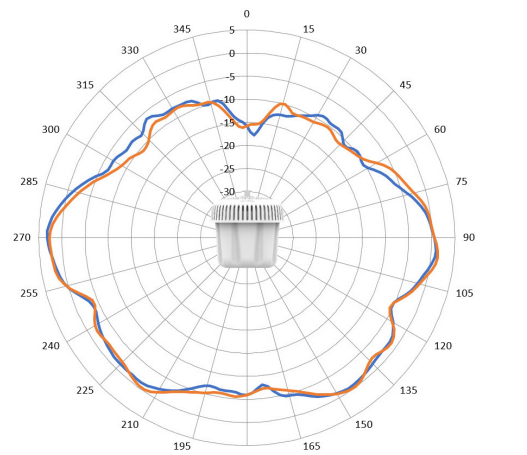
AP-585 — Vertical (elevation) planes (side view, AP facing down)

Showing side view with AP rotated 0 and 90 degrees (averaged patterns for all applicable antennas)



— 2.4GHz Wi-Fi Average Elevation 0deg — 2.4GHz Wi-Fi Average Elevation 90deg

2.45GHz Wi-Fi (antennas 1, 2, 3, 4)



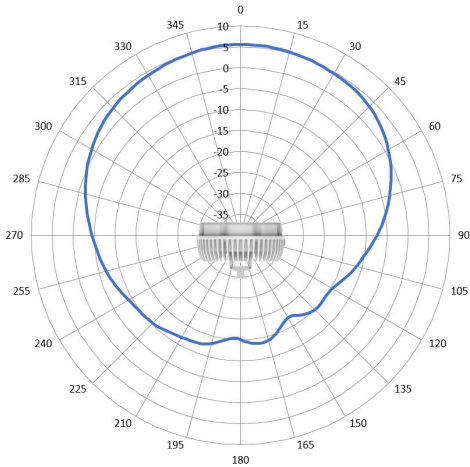
— 5GHz Wi-Fi Average Elevation 0deg — 5GHz Wi-Fi Average Elevation 90deg

5.5GHz Wi-Fi (antennas 1, 2, 3, 4)



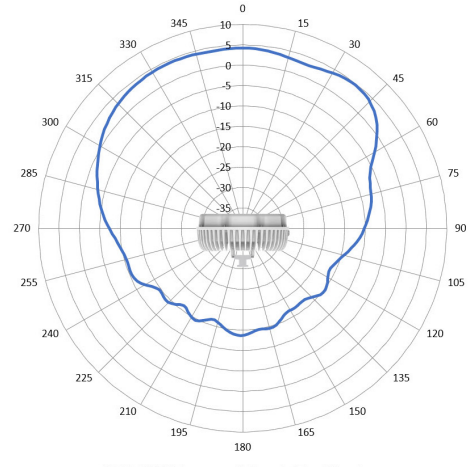
AP-587 - Horizontal planes (top view, AP facing up)

Showing azimuth (top view, averaged patterns for all applicable antennas)



— 2.4GHz Wi-Fi Average Azimuth (Top View)

2.45GHz Wi-Fi (antennas 1, 2, 3, 4)

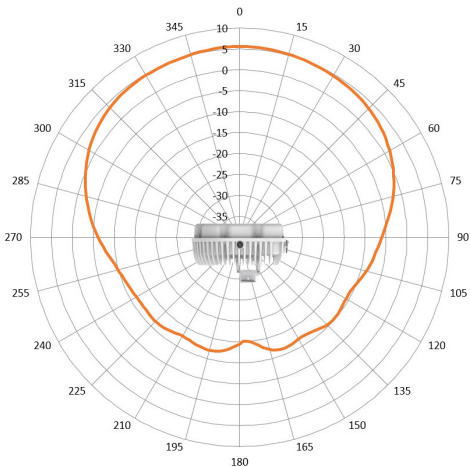


— 5GHz Wi-Fi Average Azimuth (Top View)

5.5GHz Wi-Fi (antennas 1, 2, 3, 4)

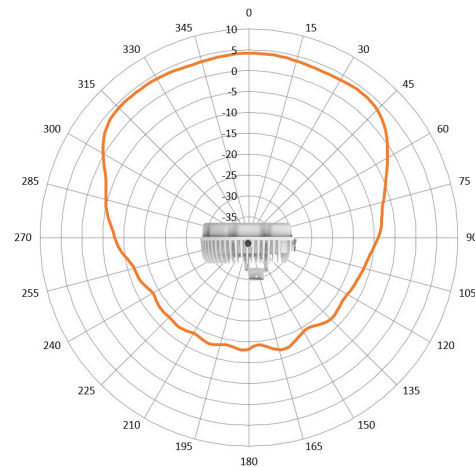
AP-587 - Vertical (elevation) planes (side view, AP facing up)

Showing elevation (side view, averaged patterns for all applicable antennas)



— 2.4GHz Wi-Fi Average Elevation (Side View)

2.45GHz Wi-Fi (antennas 1, 2, 3, 4)



— 5GHz Wi-Fi Average Elevation (Side View)

5.5GHz Wi-Fi (antennas 1, 2, 3, 4)



ORDERING INFORMATION

AP-580 OUTDOOR ACCESS POINTS	
Part number	Description
R7S99A	Aruba AP-584 (US) Dual Radio 4x4:4 802.11ax External Antennas Unified Outdoor AP
R7T00A	Aruba AP-584 (RW) Dual Radio 4x4:4 802.11ax External Antennas Unified Outdoor AP
R7T01A	Aruba AP-584 (EG) Dual Radio 4x4:4 802.11ax External Antennas Unified Outdoor AP
R7T02A	Aruba AP-584 (IL) Dual Radio 4x4:4 802.11ax External Antennas Unified Outdoor AP
R7T03A	Aruba AP-584 (JP) Dual Radio 4x4:4 802.11ax External Antennas Unified Outdoor AP
R7T04A	Aruba AP-585 (US) Dual Radio 4x4:4 802.11ax Internal Omni Antennas Unified Outdoor AP
R7T05A	Aruba AP-585 (RW) Dual Radio 4x4:4 802.11ax Internal Omni Antennas Unified Outdoor AP
R7T06A	Aruba AP-585 (EG) Dual Radio 4x4:4 802.11ax Internal Omni Antennas Unified Outdoor AP
R7T07A	Aruba AP-585 (IL) Dual Radio 4x4:4 802.11ax Internal Omni Antennas Unified Outdoor AP
R7T08A	Aruba AP-585 (JP) Dual Radio 4x4:4 802.11ax Internal Omni Antennas Unified Outdoor AP
R7T09A	Aruba AP-587 (US) Dual Radio 4x4:4 802.11ax Internal Directional Antennas Unified Outdoor AP
R7T10A	Aruba AP-587 (RW) Dual Radio 4x4:4 802.11ax Internal Directional Antennas Unified Outdoor AP
R7T11A	Aruba AP-587 (EG) Dual Radio 4x4:4 802.11ax Internal Directional Antennas Unified Outdoor AP
R7T12A	Aruba AP-587 (IL) Dual Radio 4x4:4 802.11ax Internal Directional Antennas Unified Outdoor AP
R7T13A	Aruba AP-587 (JP) Dual Radio 4x4:4 802.11ax Internal Directional Antennas Unified Outdoor AP
R7T14A	Aruba AP-584 (US) TAA Dual Radio 4x4:4 802.11ax External Antennas Unified Outdoor AP
R7T15A	Aruba AP-584 (RW) TAA Dual Radio 4x4:4 802.11ax External Antennas Unified Outdoor AP
R7T16A	Aruba AP-584 (EG) TAA Dual Radio 4x4:4 802.11ax External Antennas Unified Outdoor AP
R7T17A	Aruba AP-584 (IL) TAA Dual Radio 4x4:4 802.11ax External Antennas Unified Outdoor AP
R7T18A	Aruba AP-584 (JP) TAA Dual Radio 4x4:4 802.11ax External Antennas Unified Outdoor AP
R7T19A	Aruba AP-585 (US) TAA Dual Radio 4x4:4 802.11ax Internal Omni Antennas Unified Outdoor AP
R7T20A	Aruba AP-585 (RW) TAA Dual Radio 4x4:4 802.11ax Internal Omni Antennas Unified Outdoor AP
R7T21A	Aruba AP-585 (EG) TAA Dual Radio 4x4:4 802.11ax Internal Omni Antennas Unified Outdoor AP
R7T22A	Aruba AP-585 (IL) TAA Dual Radio 4x4:4 802.11ax Internal Omni Antennas Unified Outdoor AP
R7T23A	Aruba AP-585 (JP) TAA Dual Radio 4x4:4 802.11ax Internal Omni Antennas Unified Outdoor AP
R7T24A	Aruba AP-587 (US) TAA Dual Radio 4x4:4 802.11ax Internal Directional Antennas Unified Outdoor AP
R7T25A	Aruba AP-587 (RW) TAA Dual Radio 4x4:4 802.11ax Internal Directional Antennas Unified Outdoor AP
R7T26A	Aruba AP-587 (EG) TAA Dual Radio 4x4:4 802.11ax Internal Directional Antennas Unified Outdoor AP
R7T27A	Aruba AP-587 (IL) TAA Dual Radio 4x4:4 802.11ax Internal Directional Antennas Unified Outdoor AP
R7T28A	Aruba AP-587 (JP) TAA Dual Radio 4x4:4 802.11ax Internal Directional Antennas Unified Outdoor AP

For more ordering information and compatible accessories, please refer to the [ordering guide](#).



© Copyright 2022 Hewlett Packard Enterprise Development LP. The information contained herein is subject to change without notice. The only warranties for Hewlett Packard Enterprise products and services are set forth in the express warranty statements accompanying such products and services. Nothing herein should be construed as constituting an additional warranty. Hewlett Packard Enterprise shall not be liable for technical or editorial errors or omissions contained herein.

DS_Aruba580SeriesOutdoorAccessPoints_RVK_071822 a00121675enw

Contact us at www.arubanetworks.com/contact