



* All images are for illustrative purposes only.

OUTDOOR LG LED SIGNAGE

GSCD Ultra Light Series



High Brightness



Lightweight Design



Easy Maintenance



Front or Rear Serviceability



90° Corner Design Available



IP Rated Weatherproof Design




Compatibility with LG Software Solutions



High Brightness


With a great brightness of 7,000 nits*, it clearly delivers content and attracts public attention, which is the ultimate display for outdoor visibility.

* GSCD100-GR series only




Lightweight Design

The weights of the cabinet is very light, so even if a large LED screen is installed on the roof, it puts less pressure on the building's load.




Easy Maintenance

The control unit (PDU) of the cabinet is a modular type which can be easily attached or detached, supporting easy maintenance.



Front or Rear Serviceability

The product offers either front access or rear access, allowing customers to choose installation options according to their environment.



90° Corner Design Available

If you add a 90° corner option*, the GSCD series can deliver content effectively even when installed on the corners.

* Require purchase of 90° corner installable model.



IP Rated Weatherproof Design

The front and back of the cabinet are IP65 certified, allowing stable operation less affected by weather.



Compatibility with LG Software Solutions

Powered by LG’s high performance system controller, the GSCD series is compatible with LG software solutions including SuperSign CMS, LED Assistant, and ConnectedCare, which help customers operate their own business flawlessly.

- * The availability of the 'LG ConnectedCare' service differs by region, and it needs to be purchased separately. So please contact the LG sales representative in your region for more details.
- * The items that can be monitored by LG ConnectedCare : Main Board (Temp, Signal Status, FPGA Ver, Ethernet Connection Status), Receiving Card (Temp, LED Power)

PRODUCT INFORMATION



GSCD Series


Pixel Pitch	6.94 / 10.41 mm
Brightness	5,000 / 7,000 nit
Cabinet Weight	18.5 / 10.4 kg (P6.9) 19.0 / 10.6 kg (P10)
Serviceability	Front or Rear (One Option Only)
IP Rating	IP65

Cabinet	Pixel Pitch 10		Pixel Pitch 6.9
	5,000 nit	7,000 nit	5,000 nit
1,000 × 1,000 mm	GSCD100-GN	GSCD100-GR	GSCD069-GN
1,000 × 500 mm	GSCD100-GN2	GSCD100-GR2	GSCD069-GN2
500 × 1,000 mm	GSCD100-GN3	GSCD100-GR3	GSCD069-GN3
500 × 500 mm	GSCD100-GN4	GSCD100-GR4	GSCD069-GN4

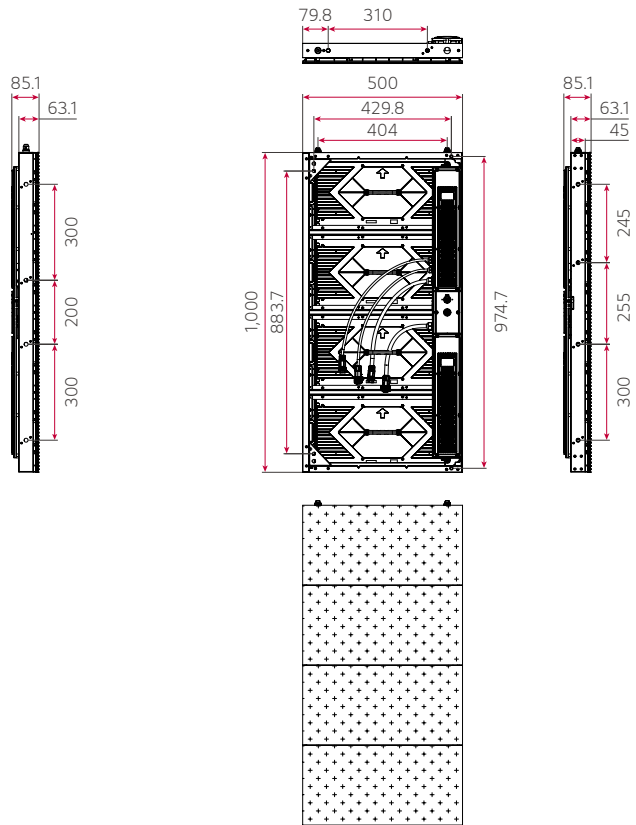
DIMENSION

(unit: mm)

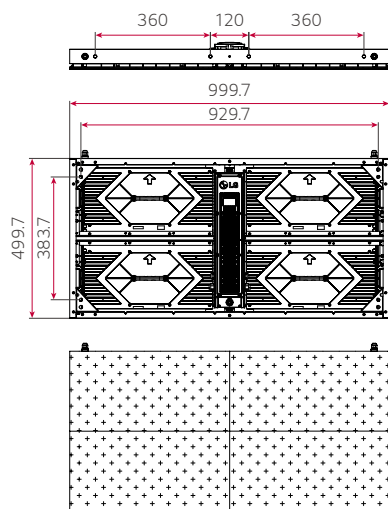
1,000 × 1,000



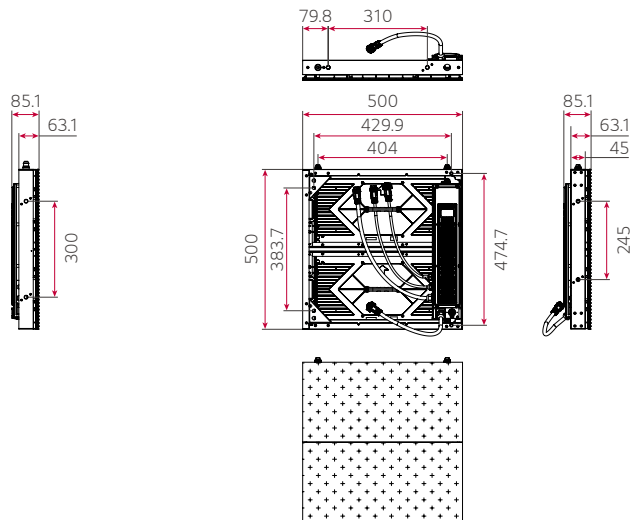
500 × 1,000



1,000 × 500



500 × 500



SPECIFICATIONS

(Pixel Pitch 10)

Panel	Model Name	GSCD100-GN	GSCD100-GN2	GSCD100-GN3	GSCD100-GN4
Physical Parameters	Pixel Configuration	3 in 1 SMD	3 in 1 SMD	3 in 1 SMD	3 in 1 SMD
	Pixel Pitch (mm)	10.41	10.41	10.41	10.41
	Module Resolution (W × H)	48 × 24	48 × 24	48 × 24	48 × 24
	Module Dimensions (W × H, mm)	500 × 250	500 × 250	500 × 250	500 × 250
	Weight per Module (kg)	1.30	1.30	1.35	1.35
	No. of Modules per Cabinet (W × H)	2 × 4	2 × 2	1 × 4	1 × 2
	Cabinet Resolution (W × H)	96 × 96	96 × 48	48 × 96	48 × 48
	Cabinet Dimensions (W × H × D, mm)	1,000 × 1,000 × 85.1	1,000 × 500 × 85.1	500 × 1,000 × 85.1	500 × 500 × 85.1
	Cabinet Surface Area (m ²)	1.000	0.500	0.500	0.250
	Weight per Cabinet (kg/Cabinet)	19.0	10.6	10.6	6.5
	Weight per Square Meter (kg/m ²)	19.0	21.2	21.2	26.0
	Physical Pixel Density (pixels/m ²)	9,216	9,216	9,216	9,216
	Flatness of Cabinet (mm)	±0.5	±0.5	±0.5	±0.5
	Cabinet Material	Aluminum Profile	Aluminum Profile	Aluminum Profile	Aluminum Profile
Service Access	Front or Rear (One Option Only)	Front or Rear (One Option Only)	Front or Rear (One Option Only)	Front or Rear (One Option Only)	
Optical Specifications	Max. Brightness (After Calibration)	5,000	5,000	5,000	5,000
	Color Temperature (K)	3,200-9,300	3,200-9,300	3,200-9,300	3,200-9,300
	Visual Viewing Angle (H × V)	160 × 136	160 × 136	160 × 136	160 × 136
	Brightness Uniformity	97%	97%	97%	97%
	Color Uniformity	±0.003 Cx,Cy	±0.003 Cx,Cy	±0.003 Cx,Cy	±0.003 Cx,Cy
	Contrast Ratio	10,000	10,000	10,000	10,000
	Processing Depth (bit)	16	16	16	16
Electrical Specifications	Power Consumption (W/Cabinet, Max.)	650	330	330	165
	Power Consumption (W/Cabinet, Avg.)	216	110	110	55
	Power Consumption (W/m ² , Max.)	650	660	660	660
	Power Supply (V)	100 to 240	100 to 240	100 to 240	100 to 240
	Frame Rate (Hz)	50 / 60	50 / 60	50 / 60	50 / 60
	Refresh Rate (Hz)	3,840	3,840	3,840	3,840
Operation Specifications	Lifetime (Hours to Half Brightness)	100,000	100,000	100,000	100,000
	Operating Temperature (°C)	-30 to +50	-30 to +50	-30 to +50	-30 to +50
	Operating Humidity	10-99% RH	10-99% RH	10-99% RH	10-99% RH
	IP Rating Front / Rear	IP65 / IP65	IP65 / IP65	IP65 / IP65	IP65 / IP65

* Signal redundancy is supported.

Controller	Model Name	CVCA			
Connectivity	Input	HDMI (HDCP 2.2)	Software	Platform	webOS 4.0 w / Open API Support
		DP (HDCP 2.2, HDCP 1.4)		Setup and Maintenance	LG LED Assistant
		OPS		Content Management	LG SuperSign CMS
		USB 2.0		Cloud Monitoring	LG ConnectedCare
	Output	Gigabit Ethernet × 16	Physical Specs	Dimensions (W × H × D, mm)	443 × 63 × 307.5 → EIA Standard Rack (2U)
		RS-232C In/Out (4 Pin Phone-jack)		Weight (kg)	4.9
Control	RJ45 In (LAN)	Power Specs	Power Supply (V)	AC 100-240 V, 50/60 Hz	
Video	Resolution		3,840 × 2,160 @ 60Hz	Power Type	Built-in Power
	Format		RGB / YCbCr4:4:4 / YCbCr4:2:2	Power Consumption (W)	50 (Max.)
Feature	8 GB (System 4 GB + Available 3.6 GB)		Environmental Conditions	Operation Temperature	0°C to 40°C
	Temperature Sensor	Local Key Operation		Operation Humidity	10% to 80%
	Signal Redundancy		Certifications	Safety	IEC 60950-1 / EN 60950-1 / UL 60950-1
	HDR10			EMC	FCC Class "A" / CE / KC

* Specifications are subject to change without notice. Please make sure to check the product manual for details about product usage.

SPECIFICATIONS

(Pixel Pitch 10 / 7,000 nit)

Panel	Model Name	GSCD100-GR	GSCD100-GR2	GSCD100-GR3	GSCD100-GR4
Physical Parameters	Pixel Configuration	3 in 1 SMD	3 in 1 SMD	3 in 1 SMD	3 in 1 SMD
	Pixel Pitch (mm)	10.41	10.41	10.41	10.41
	Module Resolution (W × H)	48 × 24	48 × 24	48 × 24	48 × 24
	Module Dimensions (W × H, mm)	500 × 250	500 × 250	500 × 250	500 × 250
	Weight per Module (kg)	1.35	1.35	1.35	1.35
	No. of Modules per Cabinet (W × H)	2 × 4	2 × 2	1 × 4	1 × 2
	Cabinet Resolution (W × H)	96 × 96	96 × 48	48 × 96	48 × 48
	Cabinet Dimensions (W × H × D, mm)	1,000 × 1,000 × 85.1	1,000 × 500 × 85.1	500 × 1,000 × 85.1	500 × 500 × 85.1
	Cabinet Surface Area (m ²)	1.000	0.500	0.500	0.250
	Weight per Cabinet (kg/Cabinet)	19.0	10.6	10.6	6.5
	Weight per Square Meter (kg/m ²)	19.0	21.2	21.2	26.0
	Physical Pixel Density (pixels/m ²)	9,216	9,216	9,216	9,216
	Flatness of Cabinet (mm)	±0.5	±0.5	±0.5	±0.5
	Cabinet Material	Aluminum Profile	Aluminum Profile	Aluminum Profile	Aluminum Profile
Service Access	Front or Rear (One Option Only)	Front or Rear (One Option Only)	Front or Rear (One Option Only)	Front or Rear (One Option Only)	
Optical Specifications	Max. Brightness (After Calibration)	7,000	7,000	7,000	7,000
	Color Temperature (K)	3,200-9,300	3,200-9,300	3,200-9,300	3,200-9,300
	Visual Viewing Angle (H × V)	160 × 136	160 × 136	160 × 136	160 × 136
	Brightness Uniformity	97%	97%	97%	97%
	Color Uniformity	±0.003 Cx,Cy	±0.003 Cx,Cy	±0.003 Cx,Cy	±0.003 Cx,Cy
	Contrast Ratio	14,000	14,000	14,000	14,000
	Processing Depth (bit)	16	16	16	16
Electrical Specifications	Power Consumption (W/Cabinet, Max.)	650	330	330	165
	Power Consumption (W/Cabinet, Avg.)	216	110	110	55
	Power Consumption (W/m ² , Max.)	650	660	660	660
	Power Supply (V)	100 to 240	100 to 240	100 to 240	100 to 240
	Frame Rate (Hz)	50 / 60	50 / 60	50 / 60	50 / 60
	Refresh Rate (Hz)	3,840	3,840	3,840	3,840
Operation Specifications	Lifetime (Hours to Half Brightness)	100,000	100,000	100,000	100,000
	Operating Temperature (°C)	-30 to +50	-30 to +50	-30 to +50	-30 to +50
	Operating Humidity	10-99% RH	10-99% RH	10-99% RH	10-99% RH
	IP Rating Front / Rear	IP65 / IP65	IP65 / IP65	IP65 / IP65	IP65 / IP65

* Signal redundancy is supported.

* Specifications are subject to change without notice. Please make sure to check the product manual for details about product usage.

SPECIFICATIONS

(Pixel Pitch 6.9)

Panel	Model Name	GSCD069-GN	GSCD069-GN2	GSCD069-GN3	GSCD069-GN4
Physical Parameters	Pixel Configuration	3 in 1 SMD	3 in 1 SMD	3 in 1 SMD	3 in 1 SMD
	Pixel Pitch (mm)	6.94	6.94	6.94	6.94
	Module Resolution (W × H)	72 × 36	72 × 36	72 × 36	72 × 36
	Module Dimensions (W × H, mm)	500 × 250	500 × 250	500 × 250	500 × 250
	Weight per Module (kg)	1.3	1.3	1.3	1.3
	No. of Modules per Cabinet (W × H)	2 × 4	2 × 2	1 × 4	1 × 2
	Cabinet Resolution (W × H)	144 × 144	144 × 72	72 × 144	72 × 72
	Cabinet Dimensions (W × H × D, mm)	1,000 × 1,000 × 84.4	1,000 × 500 × 84.4	500 × 1,000 × 84.4	500 × 500 × 84.4
	Cabinet Surface Area (m ²)	1.000	0.500	0.500	0.250
	Weight per Cabinet (kg/Cabinet)	18.5	10.4	11.2	6.2
	Weight per Square Meter (kg/m ²)	18.5	20.8	22.4	24.8
	Physical Pixel Density (pixels/m ²)	20,736	20,736	20,736	20,736
	Flatness of Cabinet (mm)	±0.5	±0.5	±0.5	±0.5
	Cabinet Material	Aluminum Profile	Aluminum Profile	Aluminum Profile	Aluminum Profile
	Service Access	Front or Rear (One Option Only)	Front or Rear (One Option Only)	Front or Rear (One Option Only)	Front or Rear (One Option Only)
Optical Specifications	Max. Brightness (After Calibration)	5,000	5,000	5,000	5,000
	Color Temperature (K)	3,200-9,300	3,200-9,300	3,200-9,300	3,200-9,300
	Visual Viewing Angle (H × V)	160 × 134	160 × 134	160 × 133.54	160 × 133.54
	Brightness Uniformity	97%	97%	97%	97%
	Color Uniformity	±0.003 Cx,Cy	±0.003 Cx,Cy	±0.003 Cx,Cy	±0.003 Cx,Cy
	Contrast Ratio	6,000	6,000	6,000	6,000
	Processing Depth (bit)	16	16	16	16
Electrical Specifications	Power Consumption (W/Cabinet, Max.)	680	340	340	170
	Power Consumption (W/Cabinet, Avg.)	226	114	114	56
	Power Consumption (W/m ² , Max.)	680	680	680	680
	Power Supply (V)	100 to 240	100 to 240	100 to 240	100 to 240
	Frame Rate (Hz)	50 / 60	50 / 60	50 / 60	50 / 60
	Refresh Rate (Hz)	3,840	3,840	3,840	3,840
Operation Specifications	Lifetime (Hours to Half Brightness)	100,000	100,000	100,000	100,000
	Operating Temperature (°C)	-30 to +50	-30 to +50	-30 to +50	-30 to +50
	Operating Humidity	10-99% RH	10-99% RH	10-99% RH	10-99% RH
	IP Rating Front / Rear	IP65 / IP65	IP65 / IP65	IP65 / IP65	IP65 / IP65

* Signal redundancy is supported.

* Specifications are subject to change without notice. Please make sure to check the product manual for details about product usage.



Download
LG C-Display+
Mobile App
Google Play Store

www.lg.com/global/business/information-display
www.youtube.com/c/LGCommercialDisplay
www.facebook.com/LGInformationDisplay
www.linkedin.com/company/lginformationdisplay
twitter.com/LG_ID_HQ

LG may make changes to specifications and product descriptions without notice. Copyright © 2021 LG Electronics Inc. All rights reserved. "LG Life's Good" is a registered trademark of LG Corp. The names of products and brands mentioned here may be the trademarks of their respective owners.

