All Product Guide

Quick Reference | January 2020

For more product information, refer to individual product guides at AprilairePartners.com or call 800.334.6011.

Humidifiers

	Humidifiers	Type of Humidification	Unit Size Width x Height x Depth	Plenum Opening	Capacity GPD = Gallons Per Day	Electrical Data	Water Panel/ Canister
800 Series	**#800††** **#801*** **	**Steam Humidifier** For applications when evaporative units are less practical (attics, crawl spaces, closets, milder winter climates, non-forced-air heating source).	10⅛" x 20⅞" x 7⅛"	-	11.5 GPD 16.0 GPD 20.5 GPD 30.0 GPD 23.3 GPD 34.6 GPD	120V 60Hz 11.5 AMP 120V 60Hz 16 AMP 208V 60Hz 11.5 AMP 208V 60Hz 16 AMP 240V 60Hz 11.5 AMP 240V 60Hz 16 AMP	80††
	#865 **866*** **	**Ductless Humidification System** Includes the Model 800, Fan Pack, Model 65 Control and Model 4028 Drain Trap. For homes without forced-air heating systems.	**Fan Pack:** 14"x 6²⁹⁄₃₂"x 3¹⁵⁄₁₆" **Finished Grille:** 16³⁄₁₆" x 9" x 1³⁄₃₂"	-			
700 Series	**#700*** **#700M****	**Powered Unit** Built-in fan that pulls heated air directly from the furnace.	15²⁹⁄₃₂" x 18" x 10¹¹⁄₃₂"	W: 14¾" H: 14⁵⁄₁₆"	18 GPD	120V 60Hz 0.8 AMP	35
600 Series	 **#600*** **#600M****	**Bypass Unit** Uses the furnace blower to move air through a Water Panel®	15⅜" x 15¾" x 10¼" 6" dia. round opening	W: 10" H: 12¾"	17 GPD	24V 60Hz 0.5 AMP	35
500 Series	**#500*** **#500M****	**Bypass Unit** Designed for smaller homes.	15⅝" x 13" x 10¼" 6" dia. round opening	W: 9½" H: 9½"	12 GPD	24V 60Hz 0.5 AMP	10
400 Series	**#400*** **#400M****	**Bypass Unit** Uses 100% of water and evaporative technology that eliminates the need for a drain. **Conserves Water.**	15⅜" x 15¾" x 10¼"* 6" dia. round opening See note on heat pumps†	W: 10" H: 12¾"	17 GPD	24V 60Hz 0.5 AMP	45
300 Series	**#360, #350**	**Self-contained** Designed for homes with radiators or baseboard heat.	**Model 360:** 13¾" x 12¾" x 12½" **Model 350:** 13¾" x 12¾" x 15"	-	12 GPD	**Model 360:** 120V 60Hz 0.7 AMP **Model 350:** 120V 60Hz 0.9 AMP	35

HUMIDIFIER SIZING GUIDELINES GPD Needed Per Square Foot‡ Based on Building Structure Tightness							
Structure Tightness (8 Ft Ceilings)	1000 Ft²	1500 Ft²	2000 Ft²	2500 Ft²	3000 Ft²	4000 Ft²	5000 Ft²
Tight	4.3 GPD	6.4 GPD	8.5 GPD	10.6 GPD	12.7 GPD	17 GPD	21.2 GPD
Average	8.6 GPD	12.8 GPD	17 GPD	21.3 GPD	25.4 GPD	34 GPD	42.6 GPD
Loose	12.7 GPD	19.1 GPD	25.5 GPD	31.8 GPD	38.1 GPD	51 GPD	63.6 GPD

BUMPER & BUMPER 5-YEAR WARRANTY

MADE IN THE USA

***Automatic Digital Control** (shown)

****Manual Control** – For those rare occurrences where an automatic control is not practical, Aprilaire offers the same great humidifiers with a mechanical control.

*****801 & 866 Modulating Steam Humidifier** – For precise RH control. Controls are sold separately.

† **Heat Pumps** – Model 400 can be installed in heat pump applications. However, due to the fact that heat pumps deliver lower temperature air to the home than gas furnaces, evaporation will be approximately 60% of rated capacity. (With other Aprilaire models, hot water can be used instead of cold to maximize evaporation. However, due to the nature of the wicking water panel in the Model 400, hot water provides less benefit). As such, your dealer will need to take the size and age of your home into consideration to ensure the Model 400 will provide satisfactory comfort and protection through adequate humidification.

††**Model 800LC** available with 80LC canister for less conductive water 75-300µS/cm and 120VAC applications.

‡**AHRI Air Conditioning, Heating, and Refrigeration Institute GPD = Gallons Per Day Guideline F**
A family of 4 will add 2 gallons of humidity per day through everyday activities like breathing, cooking, bathing and washing. Evaporative capacities assume blower is active 100% of the time, plenum temperature is at 120˚F and water is cold.

Bypass Humidifiers – Can be installed on the supply or return plenum.

Water Usage Rate – Models 350, 360 and 700 are 6 gph (gph=gallons per hour); Models 500 and 600 are 3 gph; Model 400 is 0.7 gph; Model 800 is 0.6 to 1.8 gph depending on voltage, amp draw and water quality.

Regional Humidifier Applications

Aprilaire humidifiers can be installed on many different types of HVAC equipment and controlled to provide optimal humidity levels. This application guide is to assist in the selection of the appropriate Aprilaire product based upon geography and heating equipment.

The Aprilaire humidifier product portfolio consists of evaporative flow through, fan-powered products and residential steam. It's important to consider the plenum temperature, air flow (fan speed) and run time (heat call primary, fan only call secondary) when selecting products.

Aprilaire's control strategy will maximize the humidifier run time/capacity. The automatic humidity controls have an integrated blower activation relay. This relay is factory set to "ON". It will turn on the humidifier and the HVAC blower for humidification without a heat call. This will dramatically increase the capacity of the humidifier. Installations with a manual humidifier control can increase capacity by turning the thermostat fan to "ON". When installing evaporative humidifiers, it's recommended they are plumbed to hot water.

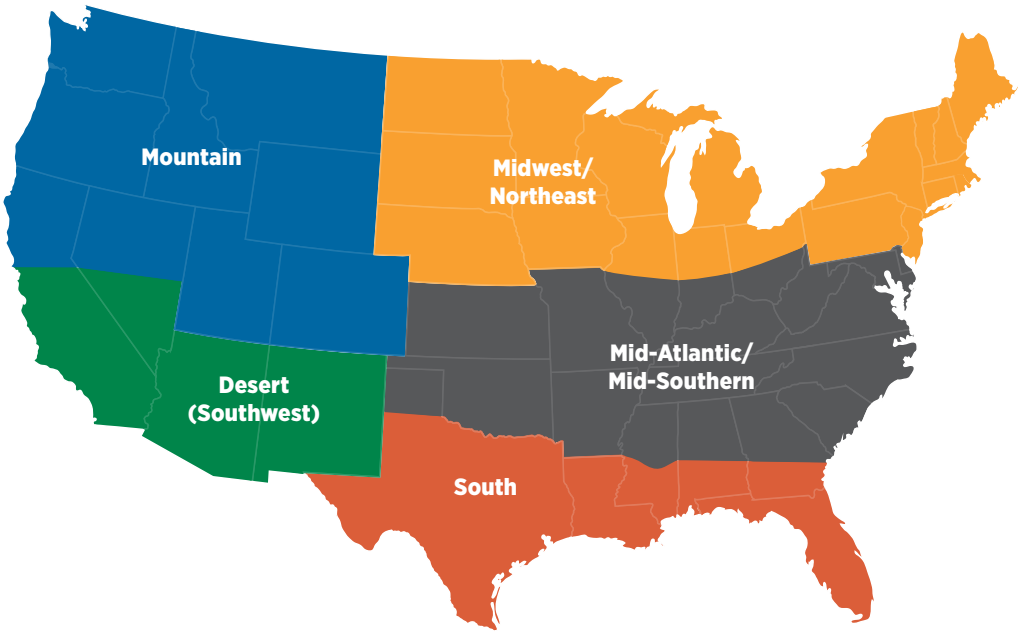

Application Map

This application map assists in the selection of the appropriate Aprilaire product based upon geography and heating equipment.

CLIMATE ZONE/RECOMMENDED SOLUTION BY MODEL					
Equipment	**MIDWEST/ NORTHEAST**	**MID-ATLANTIC/ MID-SOUTHERN**	**MOUNTAIN**	**SOUTH**	**DESERT (SOUTHWEST)**
Gas/Oil Furnace-Single Stage or Multi Stage*	400/500/600/700/800	400/500/600/700/800	400/500/600/700/800	500/600/700/800	800
Gas/Oil Modulating Furnace**	700/800	700/800	700/800	700/800	800
Heat Pump/Geo-Single Stage or Multi Stage*	400†/500/600/700/800	400†/500/600/700/800	400†/500/600/700/800	500/600/700/800	800
Heat Pump/Geo-Modulating**	700/800	700/800	700/800	700/800	800
Boiler With AHU (No Heat Source)	800	800	800	800	800
Boiler With AHU and Hot Water Coil/Hydro Air Unit	700/800	700/800	800	800	800
Boiler	865	865	865	865	865
Electric Baseboard Heating	865	865	865	865	865
Humidifying with A/C Unit	N/A	N/A	800	800	800

*PSC, constant torque ECM
**Variable speed ECM
†Evaporative performance of bypass humidifiers decreases with lower airflow volume and lower air temperature. Bypass models can be used in these applications if the HVAC system pressure differential between supply and return ducts is at least 0.08 in. wg and air temperature, hot water and continuous fan in the supply duct is at least 100°F.

Dehumidifiers

Dehumidifiers	Unit Size	Capacity ppd = Pints Per Day	Weight lbs.	Efficiency @ 80°F/60% RH	Airflow (CFM)	Power @ 80°F/ 60% RH	Supply Voltage	Current Draw @ 80°F/60% RH	Air Filter	Power Cord
#1830 **#1830W**** 	W: 12½" H: 14½" D: 25"	70 ppd	67	4 pints/ kWh	160	757 watts	120 VAC 1 Phase 60 Hz	6.3 amps	1" MERV 8	8' 120 VAC Grounded Plug
#1850 **#1852*** **#1850W****	W: 12½" H: 14½" D: 27½"	95 ppd	70	4.7 pints/kWh	265	870 watts		8.0 amps		Hardwired
#1870 	W: 19½" H: 18¾" D: 30"	130 ppd	113	6.1 pints/kWh	310	900 watts		8.3 amps		8' 120 VAC Grounded Plug
#1872*			114							
#1870W**			113							Hardwired

* **1852** and **1872** are on casters
** **1830W, 1850W** and **1870W** are hardwired units only

DEHUMIDIFIER SIZING GUIDELINES

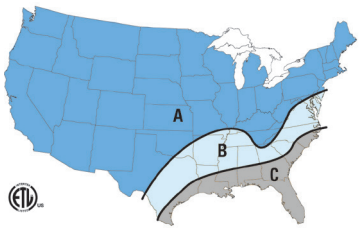

The recommended home floor area (ft²) that each listed dehumidifier can dehumidify, assuming 8 ft. ceilings. These are sizing guidelines only. The actual home size is dependent on the exact location of the home, the actual total ventilation rate, occupant living habits, moisture removal characteristics of the air conditioning system and the environmental conditions at which the occupants experience comfort.

	Model 1830		Model 1850		Model 1870	
	1.00 ACH	.50 ACH	1.00 ACH	.50 ACH	1.00 ACH	.50 ACH
Region A	2800 Ft²	3800 Ft²	3800 Ft²	5200 Ft²	5200 Ft²	7200 Ft²
Region B	2200 Ft²	3400 Ft²	3000 Ft²	4700 Ft²	3900 Ft²	6500 Ft²
Region C	1400 Ft²	2000 Ft²	1900 Ft²	2800 Ft²	2300 Ft²	3600 Ft²

ACH = Air Changes per Hour. The tighter the house, the lower the ACH.

Air Cleaners

	Air Cleaners	Nominal Size (in Inches)	Cabinet Size	Shipping Weight (lbs)	Included Filter	Compatible Replacement Filters*
2000 Series	#2216	20 x 25	W: 6¾″ H: 22¹⁄₁₆″ D: 27⅜″	20	MERV 16	
					216	213CBN, 213, 210
	#2416	16 x 25	W: 6¾″ H: 17¾″ D: 30¹⁄₁₆″	19.25	416	413CBN, 413, 410
	#2516	31 x 28	W: 6¾″ H: 31″ D: 30¹⁄₁₆″	24.9	516	513CBN, 513, 510
	#2210	20 x 25	W: 6¾″ H: 22¹⁄₁₆″ D: 27⅜″	19	MERV 13	
					213	216, 213CBN, 210
	#2310	20 x 20	W: 6¾″ H: 20⅜″ D: 22¹⁄₁₆″	17	313	310
	#2410	16 x 25	W: 6¾″ H: 17¾″ D: 30¹⁄₁₆″	19	413	416, 413CBN, 410
1000 Series	#1110	16 x 20	W: 6¾″H: 17¾″ D: 22¹⁄₁₆″	13	MERV 11	
					110	113
	#1210	20 x 25	W: 6¾″ H: 22¹⁄₁₆″ D: 27⅜″	20	210	216, 213CBN, 213
	#1310	20 x 20	W: 6¾″ H: 20⅜″ D: 22¹⁄₁₆″	15	310	313
	#1410	16 x 25	W: 6¾″ H: 17¾″ D: 30¹⁄₁₆″	19	410	416, 413CBN, 413
	#1510	31 x 28	W: 6¾″ H: 31″ D: 30¹⁄₁₆″	28	510	516, 513CBN, 513
	#1610	16 x 25	W: 15¹¹⁄₁₆″ H: 17¹³⁄₁₆″ D: 30³⁄₁₆″	31	410	416, 413CBN, 413
	#1620	20 x 25	W: 15¹¹⁄₁₆″ H: 22⅛″ D: 27⅜″	32.4	210	216, 213CBN, 213
	#1910	25 x 20	W: 6¾″ H: 25¹⁄₁₆″ D: 22¹⁄₁₆″	18	910	913
5000 Series	#5000	16 x 25	W: 12″ H (front): 18⅜″ H (back): 17¾″ D: 31″	35	ELECTRONIC Air Cleaner	
					501	

* Included filter model is also available as a replacement option.

Filter Grille Air Cleaners*

Aprilaire Filter Grille Air Cleaners	Model No.	Nominal Size (In Inches)	Filter Model	Shipping Weight
	1625FG11	16 x 25	610	16 lbs.
	1625FG13		613	
	2025FG11	20 x 25	810	18 lbs.
	2025FG13		813	

MADE IN THE USA

BUMPER & BUMPER 5-YEAR WARRANTY

**Recommended grille face velocity is 300-450 fpm. To minimize risk of noise, use two filter grilles on systems over 3.5 tons.*

Air Cleaner Filters

PRESSURE DROP CHART																
	Filter No.	Static Pressures at Variable CFM (in. w.c.)*														
		200	400	600	800	1000	1200	1400	1600	1800	2000	2200	2400	2600	2800	3000
MERV 16 ALLERGY & ASTHMA	216		0.06	0.09	0.13	0.17	0.23	0.29	0.36							
	416		0.07	0.10	0.13	0.18	0.24	0.31								
	516		0.04	0.05	0.07	0.09	0.10	0.13	0.15	0.18	0.21	0.24	0.27	0.31		
MERV 13 HEALTHY HOME	113	0.03	0.07	0.11	0.16	0.22	0.29									
	213	0.02	0.04	0.06	0.09	0.12	0.15	0.19	0.23	0.27	0.31					
	313	0.03	0.05	0.09	0.13	0.17	0.23									
	413	0.02	0.05	0.07	0.10	0.14	0.17	0.22	0.26	0.31	0.37					
	513	0.01	0.02	0.04	0.05	0.05	0.07	0.08	0.10	0.11	0.13	0.15	0.17	0.18	0.20	0.23
	613	0.02	0.05	0.07	0.10	0.14	0.17	0.22	0.26	0.31	0.37					
	813	0.02	0.04	0.06	0.09	0.12	0.15	0.19	0.23	0.27	0.31					
	913		0.04	0.07	0.10	0.13	0.17	0.22	0.25	0.30	0.35					
MERV 13 ODOR REDUCTION	213CBN		0.04	0.07	0.10	0.13	0.17	0.21	0.25	0.30	0.35					
	413CBN		0.04	0.07	0.10	0.14	0.19	0.24	0.29	0.36	0.43					
	513CBN		0.03	0.04	0.05	0.07	0.08	0.10	0.12	0.15	0.17	0.20	0.22	0.25	0.29	0.32
MERV 11 CLEAN AIR	110	0.02	0.05	0.06	0.10	0.14	0.20									
	210	0.02	0.03	0.04	0.06	0.08	0.11	0.13	0.16	0.19	0.22					
	310	0.02	0.04	0.06	0.10	0.14	0.19									
	410	0.02	0.03	0.05	0.07	0.09	0.12	0.15	0.19	0.22	0.27					
	510	0.02	0.02	0.03	0.04	0.04	0.05	0.06	0.07	0.09	0.10	0.12	0.14	0.15	0.17	0.19
	610	0.02	0.03	0.05	0.07	0.09	0.12	0.15	0.19	0.22	0.27					
	810	0.02	0.03	0.04	0.06	0.08	0.11	0.13	0.16	0.19	0.22					
	910	-	0.03	0.05	0.07	0.09	0.12	0.15	0.18	0.22	0.27					
MERV 10	201	0.02	0.04	0.05	0.08	0.10	0.12	0.15	0.18	0.21	0.25					
	401	0.02	0.04	0.05	0.08	0.10	0.14	0.17	0.21	0.25	0.29					
EAC	501	0.02	0.04	0.05	0.08	0.10	0.14	0.17	0.21	0.25	0.29					

*Highest value shown is maximum recommended airflow capacity.

Air Cleaner Filters

REMOVAL EFFICIENCY (Based on Particle Size)			
	0.3–1.0 Microns	1.0–3.0 Microns	3.0–10.0 Microns
MERV 16	95%	98%	99%
MERV 13	63%	88%	93%
MERV 11	37%	67%	92%
MERV 10	22%	56%	92%
EAC (Model 5000)	89%	95%	98%

Test Method – MERV 10-16 –ASHRAE 52.2.2012, EAP – AHRI 680-2009

UPGRADE KITS		Compatible With	Nominal Size (in inches)	Included Filter	Rails Model Number	Static Pressure Drop (in. w.c.) @ 1200 CFM	Maximum Airflow Capacity (in CFM)
MERV 13	#1213	Aprilaire/Space-Gard 2200	20 x 25	213	4893	0.15	2000
	#1413	Aprilaire/Space-Gard 2400	16 x 25	413	4894	0.17	2000

UPGRADE RAILS	Compatible With	Nominal Size (in inches)	Uses Filter Model	Maximum Airflow Capacity (in CFM)
#4893	Aprilaire/Space-Gard 2200 or 2120	20x25	210, 213, 213CBN	2000
#4894	Aprilaire/Space-Gard 2400 or 2140	16x25	410, 413, 413CBN	2000
#4897 #4898	Models by (but not limited to): Carrier® Honeywell® Lennox® Ultravation® General® Trion®	16x25	610, 613	2000
		20x25	810, 813	2000
		16x20	110, 113	1200
		20x20	310, 313	1200

REPLACEMENT FILTERS					
	Filter No.	Used with Aprilaire Air Cleaner Models	Nominal Size (in inches)	Static Pressure Drop (in. w.c.) @ 1200 CFM	Maximum Airflow Capacity (in CFM)
MERV 10	201	2200 Space-Gard, 2200 Aprilaire*	20 x 25	0.12	2000
	401	2400 Space-Gard, 2400 Aprilaire*	16 x 25	0.14	2000

*Air Cleaner models no longer available.

Thermostat & IAQ Controls

		Non-Programmable	Programmable	Programmable with Event-Based™ Air Cleaning**	Programmable Touch Screen	Programmable Touch Screen with Humidity Control**	IAQ Control** Equipment Control Module = 8⅜″ x 9⅜″ x 1⅝″	
Residential Model No. • Stages		**8444** • 1H/1C **8446** • 2H/1C HP **8448** • 2H/2C, 4H/2C HP	**8463** • 1H/1C **8465** • 2H/1C HP **8466** • 2H/2C, 4H/2C HP	**8476W**(Wi-Fi) **8476** • 2H/2C, 4H/2C HP	**8600** • 2H/2C, 4H/2C HP	**8620W**(Wi-Fi) **8620** • 2H/2C, 4H/2C HP	**8910W**(Wi-Fi) **8910** • 3H/3C, 4H/2C HP	**8920W**(Wi-Fi) • 3H/3C, 4H/2C HP
Home Automation Model No.		-	-	**8810**	**8800**	**8820**	**8830**	**8840**
Dimensions (W x H x D)		5¼″ x 4½″ x 1″			6″ x 4 15⁄16″ x 1 15⁄16″		6″ x 4 17⁄20″ x 1¼″	7 1⁄10″ x 4 17⁄20″ x 1″
Temperature Control	Easy to Read Display	●	●	●	●	●	●	●
	Simple Setup	●	●	●	●	●	●	●
	Displays Outdoor Temperature (if equipped)	●	●	●	●	●	●	●
	Adjustable Differential	●	●	●	●	●	●	●
	Progressive Recovery		●	●	●	●	●	●
	Heat Blast					●	●	●
Air Cleaning	Event-Based™ Air Cleaning			●		●	●	●
	Air Cleaning Notice			●		●	●	●
	Change Filter Alert	●	●	●	●	●	●	●
Humidifier Control	Automatic or Manual Humidifier Control					●	●	●
	"Humidifier On" Notice					●	●	●
	Displays Indoor RH					●	●	●
	Energizes HVAC Blower for Humidity					●	●	●
	Controls Humidifier with 24 VAC Dry Contact					●	●	●
Dehumidifier Control	Controls Whole-Home Dehumidifier					●	●	●
	Controls A/C Equipment for Dehumidification					●	●	●
	Displays Indoor RH					●	●	●
	"Dehumidifier On" Notice					●	●	●
	Energizes HVAC Blower for Dehumidification					●	●	●
	Controls Dehumidifier with 24 VAC Dry Contact					●	●	●
Ventilation Control	Programmable for Timed Ventilation					●	●	●
	Programmable for ASHRAE 62.2 Ventilation					●	●	●
	Configurable Temperature and Humidity Limits					●	●	●
	"Ventilation On" Notice					●	●	●
Product Configuration	Controls Air Cleaner and Humid or Dehumid or Vent					●		
	Controls Air Cleaner and Humid, Dehumid and Vent						●	●
	Wired Outdoor Temperature Sensor Included					●	●	●
	Two-Part Design–Only 3 Wires to the Living Space						●	●

** = amazon alexa Compatible = Google Assistant Compatible

Zone Control Systems

6000 Series Product Configurations		
Kits	**Black**	**White**
2-Zone	**Model 6010: 2-Zone Complete Kit***	**Model 6015: 2-Zone Complete Kit***
3-Zone	**Model 6020: 3-Zone Complete Kit***	**Model 6025: 3-Zone Complete Kit***
Individual Components	Model 6030: 2-Zone Base Model 6040: 3-Zone Base Model 6050: Secondary Zone UI	Model 6035: 2-Zone Base Model 6045: 3-Zone Base Model 6055: Secondary Zone UI

* Kits include outdoor temperature sensor along with duct probe

Zone Control Panels

Model		Specifications			
Universal		6404 – 4 Zone Universal Multistage (Can be expanded to 12 zones with Model 6401) 6403 – 3 Zone Universal Multistage +2 Heat 2 Cool or 4 Heat 2 Cool (Heat Pump) +Compatible with Model 8056 wireless outdoor sensor	Overall Dimensions Humidity Operating Temperature Shipping Temperature Voltage	8 63/100" W x 9 33/50" H x 1 43/50" D 5%–90% RH, non-condensing 32°F–158°F -40°F–180°F 18-30VAC 50/60 Hz	**Maximum Current** Damper output per zone (fused): 18VA at 158°F, 30VA at 90°F zone panel and thermostats (fused): 18VA at 158°F, 30VA at 90°F zone panel consumption: 4VA max Note: Use 18 or 20 AWG solid (non-stranded) wire
		Zoned Comfort Control™ Kits Available: 6404K & 6403K**			
Heat Pump Only		6303 – 3 Zone Heat Pump 6302 – 2 Zone Heat Pump +2 Heat 1 Cool Single Stage	Overall Dimensions Humidity Operating Temperature Shipping Temperature Voltage	8 63/100" W x 9 33/50" H x 1 43/50" D 5% - 90% RH, non-condensing 32°F–158°F -40°F–180°F 18-30VAC 50/60 Hz	**Maximum Current** Damper output per zone (fused): 18VA at 158°F, 30VA at 90°F zone panel and thermostats (fused): 18VA at 158°F, 30VA at 90°F zone panel consumption: 4VA max Note: Use 18 or 20 AWG solid (non-stranded) wire
		Zoned Comfort Control™ Kits Available: 6303K & 6302K**			
Conventional Only		6203 – 3 Zone Heat/Cool 6202 – 2 Zone Heat/Cool +1 Heat 1 Cool Single Stage	Overall Dimensions Humidity Operating Temperature Shipping Temperature Voltage	8 63/100" W x 9 33/50" H x 1 43/50" D 5%–90% RH, non-condensing 32°F–158°F -40°F–180°F 18-30VAC 50/60 Hz	**Maximum Current** Damper output per zone (fused): 18VA at 158°F, 30VA at 90°F zone panel and thermostats (fused): 18VA at 158°F, 30VA at 90°F zone panel consumption: 4VA max Note: Use 18 or 20 AWG solid (non-stranded) wire
		Zoned Comfort Control™ Kits Available: 6303K & 6302K**			

** **Zoned Comfort Control Kits include:** Zone panel, 6" duct probe and 24V 40VA universal transformer

Zone Dampers

Side Mount

Motor mounted on short dimension

W3 indicates power open/ power closed

Nominal Height (in inches)	Rectangular Damper Size & Stock No.* Nominal Width (in inches)											
	8″ (203mm)	10″ (254mm)	12″ (305mm)	14″ (356mm)	16″ (406mm)	18″ (457mm)	20″ (508mm)	22″ (559mm)	24″ (610mm)	26″ (660mm)	28″ (711mm)	30″ (762mm)
8″ (203mm)	6721 6721W3	6722 6722W3	6723 6723W3	6724 6724W3	6725 6725W3	6726 6726W3	6727 6727W3	6728 6728W3	6729 6729W3	6730 6730W3	6731 6731W3	6753 6753W3
10″ (254mm)		6732 6732W3	6733 6733W3	6734 6734W3	6735 6735W3	6736 6736W3	6737 6737W3	6738 6738W3	6739 6739W3	6740 6740W3	6741 6741W3	6742 6742W3
12″ (305mm)			6743 6743W3	6744 6744W3	6745 6745W3	6746 6746W3	6747 6747W3	6748 6748W3	6749 6749W3	6750	6751	6752
14″ (356mm)				6754 6754W3	6755 6755W3	6756 6756W3	6757 6757W3	6758 6758W3	6759 6759W3	6760	6761	6762
16″ (406mm)					6763 6763W3	6764	6765	6766	6767	6768	6769	6770
18″ (457mm)						6771	6772	6773	6774	6775	6776	6777
20″ (508mm)							6778	6779	6780	6781	6782	6783
22″ (559mm)								6784	6785	6786	6787	6788
24″ (610mm)									6789	6790	6791	6792
26″ (660mm)										6793	6794	6795
28″ (711mm)											6796	6797
30″ (762mm)												6798

Bottom Mount

Motor mounted on long dimension

Nominal Height (in inches)	8″ (203mm)	10″ (254mm)	12″ (305mm)	14″ (356mm)	16″ (406mm)	18″ (457mm)	20″ (508mm)	22″ (559mm)	24″ (610mm)	26″ (660mm)	28″ (711mm)	30″ (762mm)
8″ (203mm)	6721 6721W3	6812 6812W3	6813 6813W3	6814 6814W3	6815 6815W3	6816 6816W3	6817 6817W3	6818 6818W3	6819 6819W3			
10″ (254mm)		6732 6732W3	6823 6823W3	6824 6824W3	6825 6825W3	6826 6826W3	6827 6827W3	6828 6828W3	682 6829W3			
12″ (305mm)			6743 6743W3	6834 6834W3	6835 6835W3	6836 6836W3	6837 6837W3	6838 6838W3	6839 6839W3			

* **Rectangular Damper Dimension** = Nominal width + 3.5″

† 10 day lead time for shaded items

Zone Dampers

	Round Damper Size & Stock No.* Nominal Diameter (in inches)											
	4″ (102mm)	5″ (127mm)	6″ (152mm)	7″ (178mm)	8″ (203mm)	9″ (229mm)	10″ (254mm)	12″ (305mm)	14″ (356mm)	16″ (406mm)	18″ (457mm)	20″ (508mm)
Zone Damper (Normally open/power closed) *W3 indicates power open/ power closed*			6606 6606W3 H: 10¾″	6607 6607W3 H: 10¾″	6608 6608W3 H: 10¾″	6609 6609W3 H: 10¾″	6610 6610W3 H: 10¾″	6612 6612W3 H: 12¾″	6614 6614W3 H: 14¾″	6616 6616W3 H: 16¾″	6618 H: 19³¹⁄₅₀″	6620 H: 22″
Ventilation Damper (Normally closed/ power opened)			6506 H: 10¾″		6508 H: 10¾″		6510 H: 10¾″					
Barometric Pressure Relief (Air flow activated)					6108 H: 10¾″		6110 H: 10¾″	6112 H: 12¾″	6114 H: 14¾″	6116 H: 16¾″		
Static Pressure Relief (Power activated)					6208 H: 8″		6210 H: 10″	6212 H: 12″	6214 H: 14″	6216 H: 16″	6218 H: 18″	6220 H: 20″
Round Slip-In Damper (Normally open/power closed)	6704 W: 3⅘″ H: 12⅗″ D: 7⅗″	6705 W: 3⅘″ H: 12⅗″ D: 8⅗″	6706 W: 3⅘″ H: 12⁹⁄₅₄″ D: 9⅗″	6707 W: 3⅘″ H: 12⅗″ D: 10⅗″	6708 W: 3⅘″ H: 12⅗″ D: 11⅗″		6710 W: 3⅘″ H: 12⅗″ D: 13⅗″					

* **Round Damper Dimension** = Nominal diameter + 4.5″
† 10 day lead time for shaded items

Ventilation climate zones

Managing the quality of ventilated air delivered into the home is critical to providing a healthy indoor environment. The requirements change significantly based on climate. Aprilaire ventilation solutions work with the HVAC equipment to remove moisture, harmful particulates and other contaminants such as VOCs. It's critical to use intelligent ventilation controls and application guidance to properly ventilate rather than relying on exhaust ventilation which simply pulls air through walls.

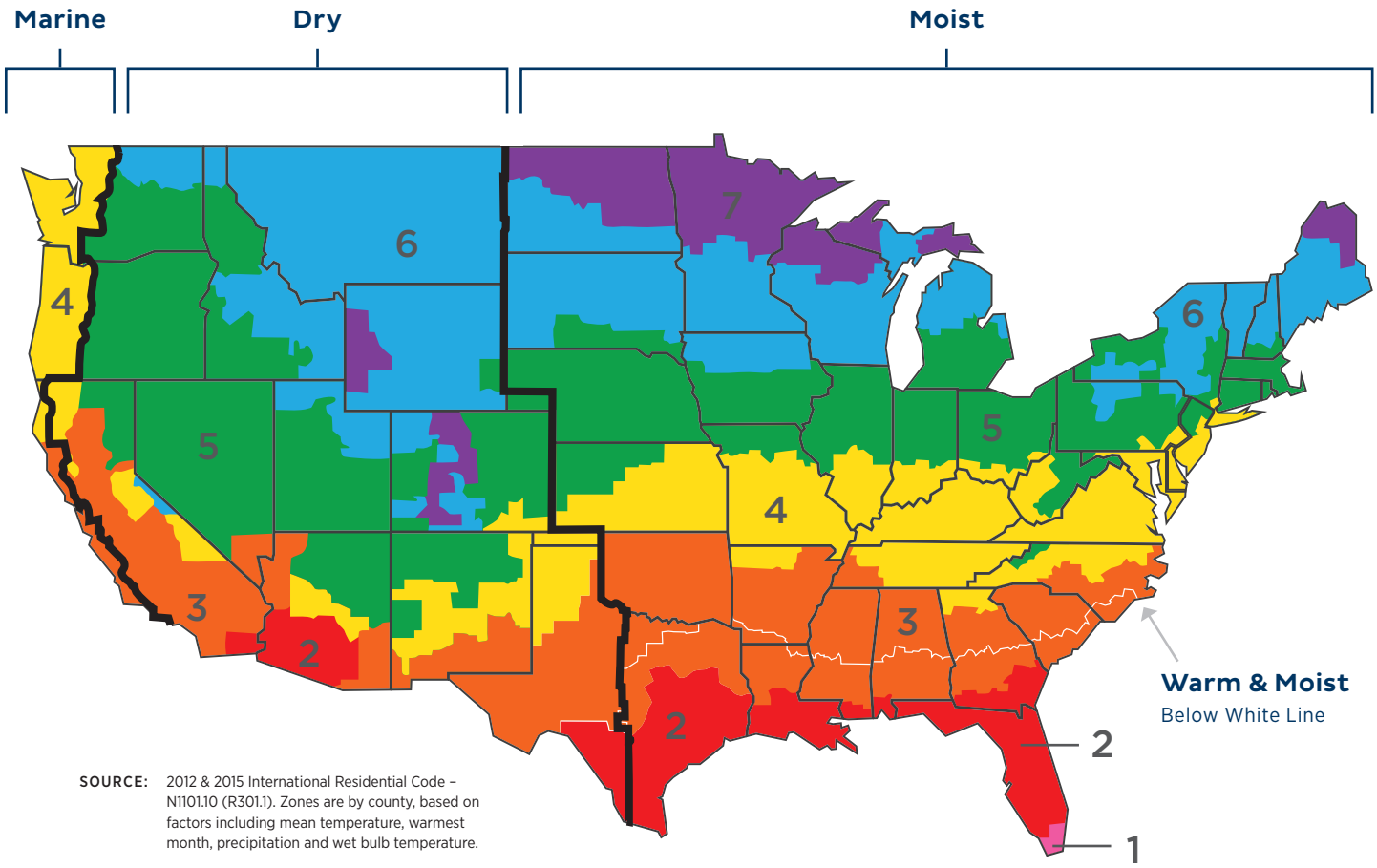

SOURCE: 2012 & 2015 International Residential Code – N1101.10 (R301.1). Zones are by county, based on factors including mean temperature, warmest month, precipitation and wet bulb temperature.

Use this map and the adjoining application guide to determine the recommended product solution for your climate. These recommendations are based on moisture removal demands, energy savings and integration with the HVAC equipment.

Ventilation Supply Solutions

Aprilaire Ventilation Residential New Construction Application Matrix

ZONE	CLIMATE TYPE	MAJOR CITIES	PRIMARY SOLUTION[1]	FRESH AIR DUCTED[2]	ECONOMY- OR COMFORT-FOCUSED SOLUTION	MULTI-FAMILY NEW CONSTRUCTION SOLUTION
1	**Hot & Moist**	Miami	**8192** Dehumidifies incoming ventilation air	HVAC Return	**8140 or 8126X**	**8144NC**
2	**Hot & Moist**	Orlando, Mobile, New Orleans, Houston, Austin, San Antonio	**8192** Dehumidifies incoming ventilation air	HVAC Return	**8140 or 8126X**	**8144NC**
2	**Hot & Dry**	Phoenix, Tucson	**8142** Mixes ventilation air after cooling or heating	HVAC Supply	**8126X**	**8144NC**
3	**Warm & Moist**	Charlotte, Charleston, Atlanta, Little Rock, Oklahoma City, DFW	**8192** Dehumidifies incoming ventilation air	HVAC Return	**8140 or 8126X**	**8144NC**
3	**Warm & Dry**	El Paso, Las Vegas, Los Angeles, Sacramento	**8142** Mixes ventilation air after cooling or heating	HVAC Supply	**8126X**	**8144NC**
3	**Warm & Marine**	San Francisco, San Jose	**8142** Mixes ventilation air after cooling or heating	HVAC Supply	**8140 or 8126X**	**8144NC**
4	**Mixed & Moist**	Philadelphia, Washington DC, Baltimore, Nashville, St. Louis, Wichita, Louisville	**8140** Mixes ventilation air prior to cooling or heating	HVAC Return	**8191, 8192 or 8126X**	**8144NC**
4	**Mixed & Dry**	Albuquerque, Amarillo	**8142** Mixes ventilation air after cooling or heating	HVAC Supply	**8140 or 8126X**	**8144NC**
4	**Mixed & Marine**	Portland, Seattle	**8142** Mixes ventilation air after cooling or heating	HVAC Supply	**8140 or 8126X**	**8144NC**
5	**Cool & Moist**	Boston, Pittsburgh, Columbus, Indianapolis, Detroit, Chicago, Des Moines, Omaha	**8140** Mixes ventilation air prior to cooling or heating	HVAC Return	**8126X**	**8144NC**
5	**Cool & Dry**	Denver, Salt Lake City, Boise, Reno	**8140** Mixes ventilation air prior to cooling or heating	HVAC Supply or Return	**8142 or 8126X**	**8144NC**
6	**Cold & Moist**	Toronto, Vancouver, Milwaukee, Madison, Minneapolis-St Paul, Sioux Falls	**8140** Mixes ventilation air prior to cooling or heating	HVAC Return	**8126X**	**8144NC**
6	**Cold & Dry**	Helena, Cheyenne	**8140** Mixes ventilation air prior to cooling or heating	HVAC Return	**8126X**	**8144NC**
7	**Extreme Cold & Moist**	Fargo, Duluth, Calgary, Edmonton	**8140** Mixes ventilation air prior to cooling or heating	HVAC Return	**8126X**	**8144NC**

[1] Primary Aprilaire recommended supply ventilation solution for optimal performance and building code adherence.
[2] HVAC application considerations based upon moist versus dry air, and proper mixing into the ductwork.

Ventilation

Ventilation Systems	Unit Size	Shipping Weight lbs.	Airflow 0.2 in. w.c. @ (CFM)	Description
FRESH AIR VENTILATOR WITH DEHUMIDIFICATION				
#8192	W: 12½″ H: 14½″ L: 27½″	84.00	230	The 8192 features an integrated ventilation control. It draws fresh air into the home by energizing its fan and opening its vent damper. If the incoming air is above a set relative humidity percentage point, the outside air is dehumidified by the 8192. *Dehumidification Capacity 95 Pints Per Day
FRESH AIR VENTILATORS				
#8140 #8140NC	W: 14⅖″ H: 11⅗″ L: 27⅘″	30.50 30.00	225	The 8140 or 8142 delivers fresh air into the return or supply duct by energizing its fan and opening its integrated damper. Both models feature an 8120X ventilation controller integrated into the unit. NC models do not include an onboard controller so that ventilation can be controlled via thermostat.
#8142 #8142NC	W: 13⅕″ H: 6⁷⁄₁₀″ L: 11⁹⁄₁₀″	12.36 9.80	210	
#8144NC	W: 10¼″ H: 18⅛″ D: 10¼″	20.50	130	The 8144NC provides continuous low-volume ventilation for smaller single- and multi-family homes. A separate 8120X ventilation controller can be added to set the unit to operate by the controller's Code or Comfort functions.
VENTILATION CONTROLLER				
#8120X	W: 4¹¹⁄₁₀₀″ H: 3⅗″ D: 1⁵⁹⁄₁₀₀″	.50		The 8120X engages a fan or damper on ventilation solutions to deliver fresh air to return or supply duct. The control can be programmed to deliver the correct amount of fresh air required by code, or it can provide fresh air within set high/low outdoor temperature and indoor RH limits
VENTILATION SYSTEM				
#8126X	W: 10⁸⁄₂₅″ H: 10¾″ D: 6″	6.50		The 8126X includes a powered damper, ventilation controller, and installation accessories. The controller energizes the damper, mounted on the return side of the HVAC blower. When the HVAC blower energizes, negative pressure draws fresh air into the home.
KITCHEN VENTILATION KITS				
#6508KV	W: 8″ H: 10¾″ D: 12⅓″	6.00	185	The 6508KV, 6510KV Kitchen Ventilation Kits provide make-up air locally to areas where high-CFM range hoods (typically near 400 CFM or above) are used to prevent home depressurization and its undesired side effects.
#6510KV	W: 10″ H: 10¾″ D: 14⅓″	6.70	390	
FRESH AIR EXCHANGER (ERV)				
#8100	W: 37⅜″ H: 20²³⁄₄₀″ D: 12¾″	87.00	130	The 8100 draws in fresh outdoor air and exhausts stale indoor air, transferring energy (heating or cooling) between the two air sources, as well as removing moisture from the incoming air. This creates a balanced airflow and eliminates pressure. A ventilation controller or thermostat (both sold separately) energizes blowers within the ventilator.

Accessories

Accessories	Product Description	Unit Size	Type of Wire	Compatible Models
#8051	**Flush Mount Sensor** Ideal for residential or light commercial applications where customer requires nothing to be seen on the wall.	**Disk:** 1½″ dia. Friction fit in a 1″ opening. Air gap of ¼″ required.	18-24 gauge 2 conductor wire (or more conductors)	8600 8620 8620W 8910 8910W 8920W 8800 8820 8830 8840
#8052	**Outdoor/Duct Sensor** Designed for outdoor or duct installation including with use of zone control panels.	**Probe:** ¼″ dia. x 1¾″ L **Bracket:** ¾″ x ¾″		
#8053	**Surface Mount Sensor** Perfect for light indoor commercial applications to prevent tampering.	**W:** 3½″ **H:** 2½″ **D:** ⅞″		
#8022	**3-Wire to 4-Wire Adapter** Used to add a wire to a thermostat, fix a broken wire or add a common wire to a 4-wire system.	**W:** 2⅞″ **H:** 1¾″ **D:** 1 47/50″	18-22 gauge stranded or solid thermostat wire can be used for all wire runs	All thermostats
#8028	**Damper Power Distribution Panel** For applications where needed dampers outnumber control capability of any Aprilaire Zone Control Panel.	**W:** 10½″ **H:** 5″ **D:** 1 7/10″		All zone control panels
#6401	**Expansion Panel** Two-zone expansion panel that supports 2-wire or 3-wire dampers.	**W:** 10½″ **H:** 5″ **D:** 1 7/10″		6404 With LCD screen
AUTOMATION MODULES				
#8081	**Temperature Support Module** Averages up to eight temperature locations per thermostat.	**W:** 3½″ **H:** 2½″ **D:** ⅞″	Cat 6 or greater	8800 8820 8830 8840
#8082	**Temperature and RH Support Module** Averages four temperatures (on-board or off-board) and four humidity values (on-board only).	**W:** 3½″ **H:** 2½″ **D:** ⅞″		
#8083	**Flush Temperature and RH Support Module** Averages four temperature and four RH values.	**Disk:** 1½″ dia. **Cylinder Hole:** 1″ off wall, ¼″ air gap		

AprilairePartners.com
Form No. 2210 • 301808 2.20
©2020 **Aprilaire – Division of Research Products Corporation**

P.O. Box 1467
Madison, WI 53701-1467
800.334.6011 F: 608.257.4357