



## AC2200 WiFi Mesh Router

TEW-830MDR (v1.0R)

- AC2200: 5GHz1: 867Mbps WiFi AC | 5GHz2: 867Mbps WiFi AC | 2.4GHz: 400Mbps WiFi N
- Includes 1 x AC2200 WiFi Mesh Router
- Designed to replace older WiFi routers, extenders, and signal boosters
- Intelligent WiFi mesh technology always connects users to the best WiFi Mesh Router
- Add to existing AC2200 Mesh Router System for expanded WiFi coverage in larger home applications
- Airtime fairness balances wireless client bandwidth resources
- Content filtering with Router Limits™
- Pre-encrypted for your convenience
- LAN/WAN IPv6 support
- Multi-User MIMO for increased bandwidth efficiency and better user experience\*
- Seamless WiFi roaming
- USB 3.0 port with Samba support
- Implicit/Explicit Beamforming

TRENDnet's AC2200 WiFi Mesh Router System is designed to blanket your home or small office in seamless WiFi coverage. The AC2200 WiFi Mesh Router System provides ample coverage for up to a 4,000 square foot home. For larger homes, simply add additional AC2200 WiFi Mesh Routers to the system for expanded WiFi coverage.

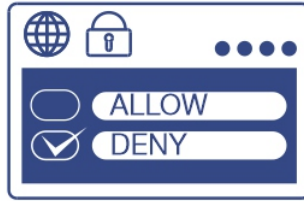
The WiFi mesh router system uses an intuitive app-based installation process, making setup a breeze using our TRENDnet WiFi Mesh app. In minutes, you'll have your AC2200 WiFi Mesh Router System up and running providing whole home WiFi coverage.

Our WiFi mesh router system also includes cutting-edge content filtering powered by Router Limits™. Router Limits' innovative tools offer an enhanced user experience for device-level scheduling and filtering capabilities. By offering access to these advanced web content filtering and productivity tools, the mesh router system allows you to take control of the Internet, whether it be for your business or your home.



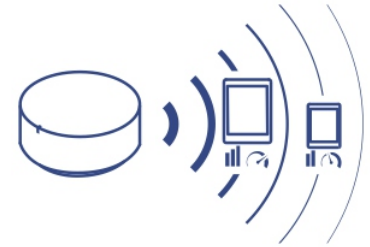
### Mesh Made Simple

The WiFi mesh router system uses an intuitive app-based installation process, making setup a breeze using our TRENDnet WiFi Mesh app.



### Router Limits


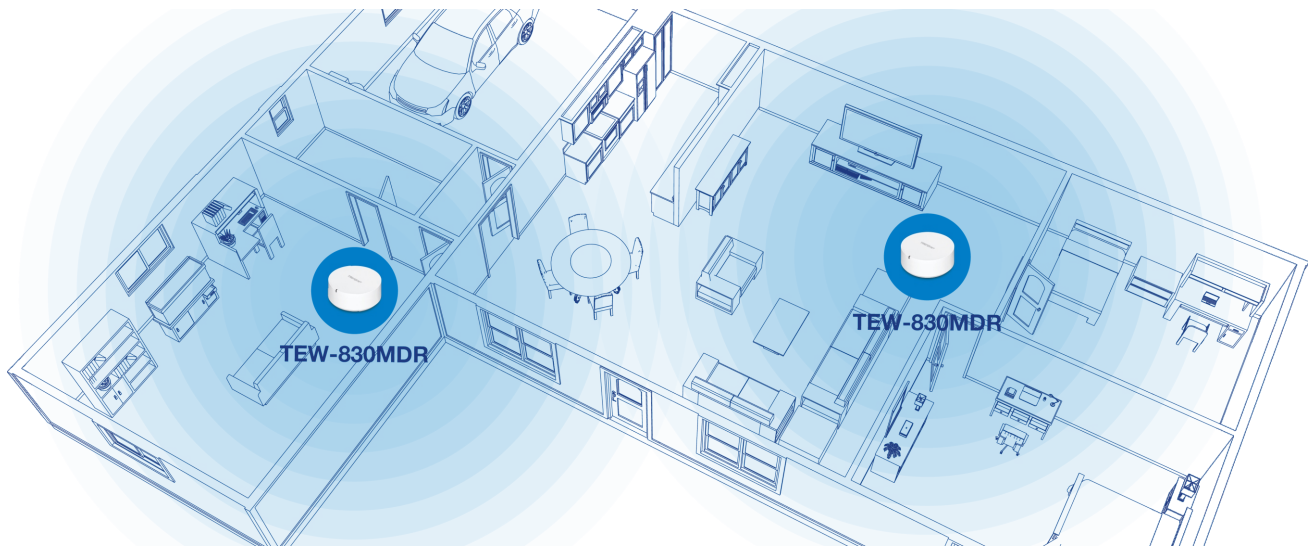
Router Limits' innovative tools offer an enhanced user experience for device-level scheduling and filtering capabilities. Offering access to these advanced web content filtering and productivity tools allows you to take control of your Internet, whether it be for business or home.



### Airtime Fairness

This smart WiFi feature calculates and determines which clients have priority over others. Clients that are faster and closer to the mesh router will have the highest priority, while clients that are slower and farther away will have lower priority, freeing up valuable WiFi resources.

## NETWORKING SOLUTION



## FEATURES



### Mesh Made Simple

The WiFi mesh router system uses an intuitive app-based installation process, making setup a breeze using our TRENDnet WiFi Mesh app



### Whole Home WiFi Coverage

The AC2200 WiFi Mesh Router System provides ample coverage for up to a 4,000 square foot home. For larger homes, simply add additional AC2200 WiFi Mesh Routers to the system for expanded WiFi coverage



### Router Limits

Router Limits' innovative tools offers an enhanced user experience for device-level scheduling and filtering capabilities. Offering access to these advanced web content filtering and productivity tools allows you to take control of your Internet, whether it be for business or home



### Airtime Fairness

This smart WiFi feature calculates and determines which clients have priority over others. Clients that are faster and closer to the Mesh Router will have the highest priority while clients that are slower and farther away will have lower priority, freeing up WiFi resources



### Band Steering

With band steering technology, the mesh router system alleviates network congestion by automatically directing wireless devices from the 2.4GHz band to the 5GHz band



### Targeted Beamforming

Beamforming increases real-time performance by directing stronger wireless signals to your specific location. Beamforming improves wireless range, reception, and throughput



### Monitoring

The TRENDnet WiFi Mesh app allows you to monitor each WiFi mesh router and connection status of network devices



### Parental Controls

Limit access to specific websites and control connected device access to the network



### Guest Network

Create an isolated WiFi network for guest internet access



### Pre-Encrypted

For your convenience, the wireless network on the mesh router system is pre-encrypted with its own unique password



### IPv6

IPv6 network support



### Gigabit Ports

1 x Gigabit WAN Port, 1 x Gigabit LAN Port



### USB 3.0 Share Port

Share content across the network with the USB 3.0 share port on each mesh router

## SPECIFICATIONS

### Standards

- IEEE 802.3
- IEEE 802.3u
- IEEE 802.3x
- IEEE 802.3ab
- IEEE 802.11a
- IEEE 802.11b
- IEEE 802.11g
- IEEE 802.11n (up to 400Mbps @ 256QAM)\*
- IEEE 802.11ac (5GHz1: up to 867Mbps, 5GHz2: up to 867Mbps @ 256QAM)\*

### Device Interface

- 1 x Gigabit LAN port
- 1 x Gigabit WAN port
- 1 x USB 3.0 (Samba)
- Reset button
- LED indicator

### Special Features

- Easily expand your WiFi mesh network coverage with additional TRENDnet WiFi mesh router
- Multi-User MIMO for increased bandwidth efficiency and better user experience\*
- Seamless WiFi roaming
- Multi-Language app interface: English, Traditional Chinese, German, Italian, Swedish, French, Spanish, Dutch
- IPv6 support
- Samba support
- Implicit/Explicit Beamforming
- Band Steering

**Access Control**

- WiFi encryption: WPA/WPA2-PSK AES
- WiFi Guest network
- Hide WiFi Name/SSID
- Wireless client isolation
- NAT
- Port forwarding
- DMZ host
- UPnP
- DoS prevention
- Allow/deny WAN ping requests
- Parental controls (Set schedules for Internet access or filter by keyword or custom websites)
- Manage screen time, filter content, monitor bandwidth, and track browsing history with Router Limits™ web management system

**Quality of Service**

- Set client device priority (Normal/High priority)
- WMM

**Internet Connection Types**

- Dynamic IP (DHCP)
- Static IP (Fixed)
- PPPoE (Dynamic IP/Static IP)
- PPTP (Dynamic IP/Static IP)
- L2TP(Dynamic IP/Static IP)
- IPv6 (Static, Auto-configuration (SLAAC/ DHCPv6), Link-Local, PPPoE, 6rd)

**Management/Monitoring**

- HTTP/HTTPS local/remote web-based management
- Internal system logging
- Mesh connection quality display
- Client device list
- Internet speed test
- Manual or online firmware upgrade and notification
- Backup and restore configuration
- Internal logging
- Restore to factory default
- Router/Bridge operation modes
- Static routes

**Frequency**

- 2.412 - 2.472GHz
- 5.180 – 5.825GHz

**Modulation**

- 802.11b: CCK, DQPSK, DBPSK
- 802.11a/g: OFDM with BPSK, QPSK and 16/64-QAM
- 802.11n: BPSK, QPSK, 16-QAM, 64-QAM, 256-QAM with OFDM
- 802.11ac: OFDM with BPSK, QPSK and 16/64/256-QAM

**Media Access Protocol**

- CSMA/CA with ACK

**Antenna Gain**

- 2.4GHz: 2 x 4.03 dBi (max.) / 5GHz: 4 x 5.64 dBi internal antennas

**Receiving Sensitivity**

- 802.11a: -73 dBm (typical) @ 54Mbps
- 802.11b: -90 dBm (typical) @ 11Mbps
- 802.11g: -76 dBm (typical) @ 54Mbps
- 802.11n (2.4GHz): -89 dBm (typical) @ 300Mbps
- 802.11n (5GHz): -86 dBm (typical) @ 300Mbps
- 802.11ac: -83 dBm (typical) @ 867Mbps

**Wireless Channels**

- 2.4GHz: FCC: 1–11
- 5GHz: FCC: 36, 40, 44, 48, 149, 153, 157, 161, 165

**Power**

- Input: 100 – 240V AC, 50/60Hz
- Output: 12V DC, 1.5A external power adapter
- Max. Consumption: 15.12W

**Operating Temperature**

- 0° – 40° C (32° – 104° F)

**Operating Humidity**

- Max. 90% non-condensing

**Certifications**

- FCC
- IC

**Dimensions**

- 126 x 126 x 60mm (4.96 x 4.96 x 2.36 in.)

**Weight**

- 372g (13.1 oz.)

**Warranty**

- 3 year

**Package Contents**

- TEW-830MDR

**Package Contents**

- TEW-830MDR
- Quick Installation Guide
- Network cable 0.5m (1.6 ft.)
- Power adapter (12V DC, 1.5A)
- Wall mount screws

\*Maximum wireless signal rates are referenced from IEEE 802.11 theoretical specifications. Actual data throughput and coverage will vary depending on interference, network traffic, building materials, and other conditions. For maximum performance of up to 867Mbps, use with an 867Mbps 802.11ac wireless adapter. For maximum performance of up to 400Mbps, use with a 400Mbps 802.11n wireless adapter. Multi-User MIMO (MU-MIMO) requires the use of multiple MU-MIMO enabled wireless adapters.

All references to speed are for comparison purposes only. Product specifications, size, and shape are subject to change without notice, and actual product appearance may differ from that depicted herein.