

ACP-4340

4U Rackmount Chassis for Full-size SHB/SBC or ATX/MicroATX Motherboard with 4 Hot Swap Drive Trays



Features

- Supports a PICMG backplane with up to 14 slots or an ATX/Micro-ATX motherboard
- Shock-resistant disk drive bay holds four hot-swap 3.5" and 2.5" SATA disk trays, one slim optical disk drive, and one 2.5" internal drive
- Dual front USB 3.0 ports
- Front-accessible system fan without opening top cover for easy maintenance
- LED indicators and alarm notification for system fault detection
- Smart fan speed control
- Built-in Intrusion switch function
- Built-in Intelligent System Module enabling whole system fan control and remote manageability

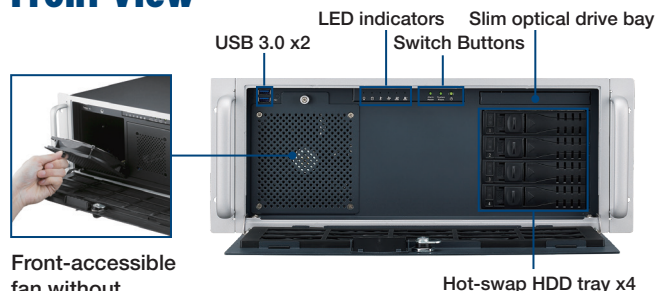
Quiet Specifications

CE FCC

		External	Internal
Drive Bay	Slim Optical Drive Bay	1	-
	3.5"	-	-
	2.5"	-	1
	Hot Swap	4 (Compatible with 3.5" or 2.5" devices)	-
Cooling	Fan	1 (12 cm /74 CFM) + 1 (8 cm/56 CFM) for SATA storage unit	
	Air Filter	Yes	
Front I/O Interface	USB 3.0*	2	
Miscellaneous	LED Indicators	Power, HDD, temperature, fan, LAN1, and LAN2	
	Rear Panel	Backplane version: One 9-pin D-Sub opening Motherboard version: Five 9-pin D-Sub and one 25-pin D-Sub openings	
System Monitoring		Chassis intrusion switch	
Intelligent System Module Remote Monitoring	CPU/System fan speed, CPU/system temperature, motherboard voltage (Only selected Advantech MBS/CPU cards with WISE-PaaS/RMM installed can fully enable these functions, check with Advantech local rep. for detailed information.)		
Environment	Temperature	Operating 0 ~ 40 °C (32 ~ 104 °F)	Non-Operating -20 ~ 60 °C (-4 ~ 140 °F)
	Humidity	10 ~ 85% @ 40 °C, non-condensing	10 ~ 95% @ 40 °C, non-condensing
	Vibration (5 ~ 500 Hz)	1 Grms	2 G
	Shock	10 G (with 11 ms duration, half sine wave)	
Physical Characteristics	Dimensions (W x H x D)	482 x 177 x 479 mm (19" x 7.0" x 18.8")	
	Weight	12.5 kg (27.5 lb)	


The USB 3.0 ports do not operate if the motherboard has no on-board USB 3.0 box header.

Front View



Front-accessible fan without opening top cover

Inside View



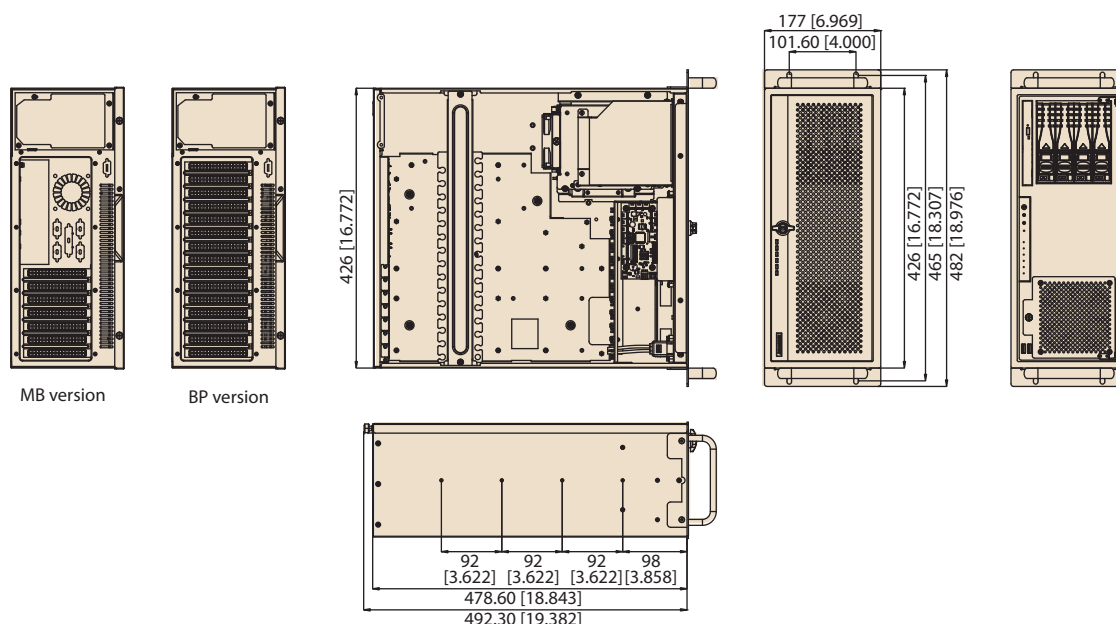
Rear View



*Note: Backplane, SBC, motherboard, and power supply are not included.

Dimensions

Unit: mm [inch]



Ordering Information

Part Number	Power Supply	Wattage	Switch type
Backplane Version			
ACP-4340BP-40ZE	PS8-400ATX-ZE	400W	ATX
ACP-4340BP-50ZE	PS8-500ATX-ZE	500W	ATX
ACP-4340BP-70ZE	PS8-700ATX-ZE	700W	ATX
ACP-4340BP-50RE	RPS8-500ATX-XE	500W (1+1 Redundant)	ATX
Mother board Version			
ACP-4340MB-40ZE	PS8-400ATX-ZE	400W	ATX
ACP-4340MB-50ZE	PS8-500ATX-ZE	500W	ATX
ACP-4340MB-70ZE	PS8-700ATX-ZE	700W	ATX
ACP-4340MB-50RE	RPS8-500ATX-XE	500W (1+1 Redundant)	ATX

Spare Parts

Part Number	Description
98R2132000E	Black mobile HDD tray
1990021256T000	Door filter

Optional Accessories

Part Number	Description
96CB-SATAPOWER-6P2	SATA power wire 6-pin to big 4-pin (for slim ODD)
1700029268-01	Power cable for GPU card (Two 4-pin 12V connectors to one 6+2 pins PCIe power connector)
1700024754-01	Power cable for GPU card (Two B4P Molex connectors to one 6+2 pins PCIe power connector)

* If GPU card with 2 power connectors, please use 1700029268-01*1 + 1700024754-01*1; If GPU card with 1 power connector, please use 1700029268-01.

* Only 500W or higher wattage PSU support 1700029268-01 and 1700024754-01 for high-end GPU card.