

Cisco Aironet 1840 Access Point

Contents

Features and benefits	3
Cisco DNA support	3
Product specifications	4
Warranty information	16
Cisco Capital	17



The Cisco® Aironet 1840 Access Points delivers an ideal blend of predictable performance in a compact form factor. Packed with 802.11ac Wave 2 features and Bluetooth Low Energy (BLE) for location-based services, this platform is ideal for small to mid-size enterprise deployments.

Ideal for small and medium-sized networks, the Cisco® Aironet® 1840 delivers industry-leading performance for enterprise and service provider markets via enterprise-class 4x4 MU-MIMO, four-spatial-stream access points that support the Institute of Electrical and Electronic Engineers (IEEE) 802.11ac Wave 2 standard. Integrated BLE radio enables location-based use cases such as wayfinding and asset tracking. The Aironet 1840 Access Point extends support to a new generation of Wi-Fi clients, such as smartphones, tablets, and high-performance laptops that have integrated 802.11ac Wave 1 or Wave 2 support.

Features and benefits

Feature	Benefit
802.11ac Wave 1 and 2 capabilities	The IEEE 802.11ac standard delivers a better experience in typical environments, and a more predictable performance for advanced applications such as 4K or 8K video, high-density high-definition collaboration apps, all-wireless offices and Internet-of-Things (IoT).
Multuser Multiple-Input Multiple-Output (MU-MIMO) technology	Supporting four spatial streams, MU-MIMO enables access points to split spatial streams between client devices, to maximize throughput.
Intelligent Capture*	Intelligent Capture probes the network and provides DNA Center with deep analysis. The software can track over 240 anomalies and instantaneously review all packets on demand, emulating the onsite network administrator. Intelligent Capture allows for more informed decisions on your wireless networks.
Cisco Mobility Express*	Mobility Express is designed for networks of all sizes, including small and medium-sized businesses and distributed enterprises. It provides industry-leading wireless LAN technology without the need for a physical controller or additional licenses.
Bluetooth 4.2	Integrated BLE 4.2 radio to enable IoT use cases such as location tracking.

* Available in a future release.

Cisco DNA support

Pairing the Aironet 1840 Access Points with the Cisco Digital Network Architecture (DNA) allows for a total network transformation. Cisco DNA allows you to truly understand your network with real-time analytics, quickly detect and contain

security threats, and easily provide network-wide consistency through automation and virtualization. By decoupling network functions from the hardware, you can build and manage your entire wired and wireless network from a single user interface.

Working together, the Aironet AP1840 and Cisco DNA offer such features as:

- Cisco DNA Spaces
- Apple FastLane
- Cisco Identity Services Engine
- Cisco DNA Analytics and Assurance
- And much more

The result? Your network stays relevant, becomes digital-ready, and is the lifeblood of your organization.

Product specifications

Item	Specification
Part numbers	<p>Cisco Aironet 1840 Access Point: Indoor environments, with internal antennas</p> <ul style="list-style-type: none"> • AIR-AP1840l-x-K9: Aironet 1840 <p>Cisco Aironet 1840 Access Point with Mobility Express: Indoor environments, with internal antennas</p> <ul style="list-style-type: none"> • AIR-AP1840l-x-K9C: Aironet 1840 with Mobility Express <p>Regulatory domains: (x = regulatory domain)</p> <p>Customers are responsible for verifying approval for use in their individual countries. To verify approval and to identify the regulatory domain that corresponds to a particular country, visit https://www.cisco.com/go/aironet/compliance.</p> <p>Not all regulatory domains have been approved. As they are approved, the part numbers will be available on the Global Price List.</p> <p>Cisco Wireless LAN Services</p> <ul style="list-style-type: none"> • AS-WLAN-CNSLT: Cisco Wireless LAN Network Planning and Design Service • AS-WLAN-CNSLT: Cisco Wireless LAN 802.11n Migration Service • AS-WLAN-CNSLT: Cisco Wireless LAN Performance and Security Assessment Service
Software	<ul style="list-style-type: none"> • Cisco Unified Wireless Network Software Release 8.8 MR2 or later • Cisco IOS® XE Software Release 16.12 or later
Supported wireless LAN controllers	<ul style="list-style-type: none"> • Cisco Catalyst 9800 Wireless Controllers • Cisco 3500, 5520 and 8540 Series Wireless Controllers, Cisco Virtual Wireless Controller • Cisco Mobility Express
802.11n version 2.0 (and related) capabilities	<ul style="list-style-type: none"> • 5 GHz, 4x4 MIMO with four spatial streams • 2.4 GHz, 2x2 MIMO with two spatial streams • Maximal Ratio Combining (MRC) • 802.11n and 802.11a/g beamforming • 20 and 40 MHz channels • PHY data rates up to 744 Mbps (40 MHz with 5 GHz and 20MHz with 2.4GHz) • Packet aggregation: A-MPDU (Tx/Rx), A-MSDU (Tx/Rx) • 802.11 Dynamic Frequency Selection (DFS) • Cyclic Shift Diversity (CSD) support

Item	Specification
802.11ac	<ul style="list-style-type: none"> • 4x4 DL MU-MIMO with four spatial streams • MRC • 802.11ac beamforming • 20, 40, 80 MHz channels • PHY data rates up to 1733 Mbps (80MHz with 5 GHz) • Packet aggregation: A-MPDU (Tx/Rx), A-MSDU (Tx/Rx) • 802.11 DFS • CSD support
Integrated antenna	<ul style="list-style-type: none"> • 2.4 GHz, peak gain 4 dBi, internal antenna, omnidirectional in azimuth • 5 GHz, peak gain 5 dBi, internal antenna, omnidirectional in azimuth
Interfaces	<ul style="list-style-type: none"> • 2 x 10/100/1000BASE-T autosensing (RJ-45), Power over Ethernet (PoE) • Management console port (RJ-45) • USB 2.0 (enabled via future software)
Indicators	<ul style="list-style-type: none"> • Status LED indicates boot loader status, association status, operating status, boot loader warnings, boot loader errors
Dimensions (W x L x H)	<ul style="list-style-type: none"> • Access point (without mounting brackets): AIR-AP1840l: 7 x 7 x 1.5 in
Weight	<p>Cisco AIR-AP1840l</p> <ul style="list-style-type: none"> • 0.94 lb (0.43 kg)
Input power requirements	<ul style="list-style-type: none"> • 802.3at PoE+, Cisco Universal PoE (Cisco UPOE[®]) • Cisco power injector, AIR-PWRINJ6= • 802.3af PoE • Cisco power injector, AIR-PWRINJ5= (note: this injector only supports 802.3af) <p>Note: When 802.3af PoE is the source of power, then USB port will be off</p>
Power draw	<p>Cisco AIR-AP1840l</p> <ul style="list-style-type: none"> • 13.2W at the PSE (12.1W at the PD) with all features enabled except for the USB port • 17.8W at the PSE (16.0W at the PD) with the USB port enabled
Environmental	<p>Cisco AIR-AP1840l</p> <ul style="list-style-type: none"> • Nonoperating (storage) temperature: -22° to 158°F (-30° to 70°C) • Nonoperating (storage) altitude test: 25°C, 15,000 ft. • Operating temperature: 32° to 122°F (0° to 50°C) • Operating humidity: 10% to 90% (noncondensing) • Operating altitude test: 40°C, 9843 ft. <p>Note: when ambient operating temperature exceeds 40°C, then the radio transmit duty cycle may be limited to not greater than 50%.</p>

Item	Specification	
System memory	<ul style="list-style-type: none"> • 1GB MB DRAM • 256 MB flash 	
Warranty	Limited lifetime hardware warranty	
Available transmit power settings ³	2.4 GHz <ul style="list-style-type: none"> • 20 dBm (100 mW) • 17 dBm (50 mW) • 14 dBm (25 mW) • 11 dBm (12.5 mW) • 8 dBm (6.25 mW) • 5 dBm (3.13 mW) • 2 dBm (1.56 mW) • -1dBm (0.79 mW) 	5 GHz <ul style="list-style-type: none"> • 23 dBm (200 mW) • 20 dBm (100 mW) • 17 dBm (50 mW) • 14 dBm (25 mW) • 11 dBm (12.5 mW) • 8 dBm (6.25 mW) • 5 dBm (3.13 mW) • 2 dBm (1.56 mW)
Frequency band and 20-MHz operating channels	A (A regulatory domain): <ul style="list-style-type: none"> • 2.412 to 2.462 GHz; 11 channels • 5.180 to 5.320 GHz; 8 channels • 5.500 to 5.700 GHz; 8 channels (excludes 5.600 to 5.640 GHz) • 5.745 to 5.825 GHz; 5 channels B (B regulatory domain): <ul style="list-style-type: none"> • 2.412 to 2.462 GHz; 11 channels • 5.180 to 5.320 GHz; 8 channels • 5.500 to 5.700 GHz; 11 channels • 5.745 to 5.865 GHz; 7 channels C (C regulatory domain): <ul style="list-style-type: none"> • 2.412 to 2.472 GHz; 13 channels • 5.745 to 5.825 GHz; 5 channels D (D regulatory domain): <ul style="list-style-type: none"> • 2.412 to 2.462 GHz; 11 channels • 5.180 to 5.320 GHz; 8 channels • 5.500 to 5.700 GHz; 11 channels • 5.745 to 5.825 GHz; 5 channels E (E regulatory domain): <ul style="list-style-type: none"> • 2.412 to 2.472 GHz; 13 channels • 5.180 to 5.320 GHz; 8 channels • 5.500 to 5.700 GHz; 8 channels (excludes 5.600 to 5.640 GHz) F (F regulatory domain): <ul style="list-style-type: none"> • 2.412 to 2.472 GHz; 13 channels • 5.180 to 5.320 GHz; 8 channels • 5.745 to 5.805 GHz; 4 channels G (G regulatory domain): <ul style="list-style-type: none"> • 2.412 to 2.472 GHz; 13 channels • 5.745 to 5.865 GHz; 7 channels 	I (I regulatory domain): <ul style="list-style-type: none"> • 2.412 to 2.472 GHz; 13 channels • 5.180 to 5.320 GHz; 8 channels K (K regulatory domain): <ul style="list-style-type: none"> • 2.412 to 2.472 GHz; 13 channels • 5.180 to 5.320 GHz; 8 channels • 5.500 to 5.620 GHz; 7 channels • 5.745 to 5.805 GHz; 4 channels N (N regulatory domain): <ul style="list-style-type: none"> • 2.412 to 2.462 GHz; 11 channels • 5.180 to 5.320 GHz; 8 channels • 5.745 to 5.825 GHz; 5 channels Q (Q regulatory domain): <ul style="list-style-type: none"> • 2.412 to 2.472 GHz; 13 channels • 5.180 to 5.320 GHz; 8 channels • 5.500 to 5.700 GHz; 11 channels R (R regulatory domain): <ul style="list-style-type: none"> • 2.412 to 2.472 GHz; 13 channels • 5.180 to 5.320 GHz; 8 channels • 5.660 to 5.825 GHz; 8 channels (excludes 5.700 to 5.745 GHz) S (S regulatory domain): <ul style="list-style-type: none"> • 2.412 to 2.472 GHz; 13 channels • 5.180 to 5.320 GHz; 8 channels • 5.500 to 5.700 GHz; 11 channels • 5.745 to 5.825 GHz; 5 channels T (T regulatory domain): <ul style="list-style-type: none"> • 2.412 to 2.462 GHz; 11 channels • 5.180 to 5.320 GHz; 8 channels • 5.500 to 5.700 GHz; 12 channels • 5.745 to 5.825 GHz; 5 channels Z (Z regulatory domain):

Item	Specification	
	<p>H (H regulatory domain):</p> <ul style="list-style-type: none"> • 2.412 to 2.472 GHz; 13 channels • 5.180 to 5.320 GHz; 8 channels • 5.745 to 5.825 GHz; 5 channels <ul style="list-style-type: none"> • 2.412 to 2.462 GHz; 11 channels • 5.180 to 5.320 GHz; 8 channels • 5.500 to 5.700 GHz; 8 channels (excludes 5.600 to 5.640 GHz) • 5.745 to 5.825 GHz; 5 channels 	
<p>Note: Customers are responsible for verifying approval for use in their individual countries. To verify approval and to identify the regulatory domain that corresponds to a particular country, visit https://www.cisco.com/go/aironet/compliance.</p>		
<p>Maximum number of nonoverlapping channels</p>	<p>2.4 GHz</p> <ul style="list-style-type: none"> • 802.11b/g: <ul style="list-style-type: none"> ◦ 20 MHz: 3 • 802.11n: <ul style="list-style-type: none"> ◦ 20 MHz: 3 	<p>5 GHz</p> <ul style="list-style-type: none"> • 802.11a: <ul style="list-style-type: none"> ◦ 20 MHz: 26 FCC, 16 EU • 802.11n: <ul style="list-style-type: none"> ◦ 20 MHz: 26 FCC, 16 EU ◦ 40 MHz: 12 FCC, 7 EU • 802.11ac: <ul style="list-style-type: none"> ◦ 20 MHz: 26 FCC, 16 EU ◦ 40 MHz: 12 FCC, 7 EU ◦ 80 MHz: 5 FCC, 3 EU
<p>Note: This varies by regulatory domain. Refer to the product documentation for specific details for each regulatory domain.</p>		
<p>Compliance standards</p>	<ul style="list-style-type: none"> • Safety: <ul style="list-style-type: none"> ◦ IEC 60950-1 ◦ EN 60950-1 ◦ AS/NZS 60950.1 ◦ UL 60950-1 ◦ CAN/CSA-C22.2 No. 60950-1 ◦ UL 2043 ◦ Class III Equipment • EMC/EMI: <p>Emissions:</p> <ul style="list-style-type: none"> ◦ CISPR 32 (rev. 2015) ◦ EN 55032 (rev. 2012/AC:2013) ◦ EN 55032 (rev. 2015) ◦ EN61000-3-2 (rev. 2014) ◦ EN61000-3-3 (rev. 2013) ◦ KN61000-3-2 ◦ KN61000-3-3 ◦ AS/NZS CISPR 32 Class B (rev. 2015) ◦ 47 CFR FCC Part 15B ◦ ICES-003 (rev. 2016 Issue 6, Class B) ◦ VCCI (V3) ◦ CNS (rev. 13438) ◦ KN-32 ◦ TCVN 7189 (rev. 2009) <p>Immunity:</p> <ul style="list-style-type: none"> ◦ CISPR 24 (rev. 2010) ◦ EN 55024 / EN 55035 (rev. 2010) <p>Emissions and Immunity:</p> <ul style="list-style-type: none"> ◦ EN 301 489-1 (v2.1.1 2017-02) ◦ EN 301 489-17 (v3.1.1 2017-02) ◦ QCVN (18:2014) 	

Item	Specification
	<ul style="list-style-type: none"> ◦ KN 489-1 ◦ KN 489-17 ◦ EN 60601 (1-1:2015) • Radio: <ul style="list-style-type: none"> ◦ EN 300 328 (v2.1.1.1) ◦ EN 301 893 (v2.1.1.1) ◦ AS/NZS 4268 (rev. 2017) ◦ 47 CFR FCC Part 15C, 15.247, 15.407 ◦ RSP-100 ◦ RSS-GEN ◦ RSS-247 ◦ China regulations SRRC ◦ LP0002 (rev 2018.1.10) ◦ Japan Std. 33a, Std. 66, and Std. 71 • RF Safety: <ul style="list-style-type: none"> ◦ EN 50385 (rev. Aug 2002) ◦ ARPANSA ◦ AS/NZS 2772 (rev. 2016) ◦ EN 62209-1 (rev. 2016) ◦ EN 62209-2 (rev. 2010) ◦ 47 CFR Part 1.1310 and 2.1091 ◦ RSS-102 • IEEE standards: <ul style="list-style-type: none"> ◦ IEEE 802.3 ◦ IEEE 802.3ab ◦ IEEE 802.3af/at ◦ IEEE 802.11 a/b/g/n/ac ◦ IEEE 802.11h, 802.11d • Energy efficiency: <ul style="list-style-type: none"> ◦ Reg. 278/2009 EuP Lot 7, Tier 1 4/27/2010, Tier 2 4/27/2010 Level V ◦ Reg. 1275/2008 EuP Lot 6, Tier 1 1/7/2010, Tier 2 4/27/2013. Applies to EMC Class B products ◦ EISA 2007, Level V ◦ NRCAN Level V ◦ AS/NZS 4665.2, MEPS Level V ◦ CECP Level V • Security: <ul style="list-style-type: none"> ◦ 802.11i, Wi-Fi Protected Access 2 (WPA2), WPA ◦ 802.1X ◦ Advanced Encryption Standards (AES) • Extensible Authentication Protocol (EAP) types: <ul style="list-style-type: none"> ◦ EAP-Transport Layer Security (TLS) ◦ EAP-Tunneled TLS (TTLS) or Microsoft Challenge Handshake Authentication Protocol Version 2 (MSCHAPv2) ◦ Protected EAP (PEAP) v0 or EAP-MSCHAPv2 ◦ EAP-Flexible Authentication via Secure Tunneling (EAP-FAST) ◦ PEAP v1 or EAP-Generic Token Card (GTC) ◦ EAP-Subscriber Identity Module (SIM)

Item	Specification				
Data rates supported	802.11b: 1, 2, 5.5, and 11 Mbps				
	802.11a/g: 6, 9, 12, 18, 24, 36, 48, and 54 Mbps				
	802.11n data rates on 2.4 GHz (only 20 MHz and MCS 0 to MCS 15) and 5GHz				
	MCS Index¹	GI² = 800 ns	GI = 800 ns	GI = 400 ns	GI = 400 ns
		20-MHz Rate (Mbps)	40-MHz Rate (Mbps)	20-MHz Rate (Mbps)	40-MHz Rate (Mbps)
	0	6.5	13.5	7.2	15
	1	13	27	14.4	30
	2	19.5	40.5	21.7	45
	3	26	54	28.9	60
	4	39	81	43.3	90
	5	52	108	57.8	120
	6	58.5	121.5	65	135
	7	65	135	72.2	150
	8	13	27	14.4	30
	9	26	54	28.9	60
	10	39	81	43.3	90
	11	52	108	57.8	120
	12	78	162	86.7	180
	13	104	216	115.6	240
	14	117	243	130	270
	15	130	270	144.4	300
	16	19.5	40.5	21.7	45
	17	39	81	43.4	90
18	58.5	121.5	65	135	
19	78	162	86.7	180	
20	117	243	130	270	
21	156	324	173.3	360	
22	175.5	364.5	195	405	

¹ MCS Index: The Modulation and Coding Scheme (MCS) index determines the number of spatial streams, the modulation, the coding rate, and data rate values.

² GI: A guard interval (GI) between symbols helps receivers overcome the effects of multipath delay spreads.

³ Actual maximum transmit power is dependent up the regulatory settings for the AP domain.

Item	Specification								
	23	195	405			216.7	450		
	24	26	54			28.9	60		
	25	52	108			57.8	120		
	26	78	162			86.7	180		
	27	104	216			115.6	240		
	28	156	324			173.3	360		
	29	208	432			231.1	480		
	30	234	486			260	540		
	31	260	540			288.9	600		
802.11ac data rates (5 GHz):									
MCS Index	Spatial Streams	GI = 800 ns				GI = 400 ns			
		20-MHz Rate (Mbps)	40-MHz Rate (Mbps)	80-MHz Rate (Mbps)		20-MHz Rate (Mbps)	40-MHz Rate (Mbps)	80-MHz Rate (Mbps)	
0	1	6.5	13.5	29.3		7.2	15	32.5	
1	1	13	27	58.5		14.4	30	65	
2	1	19.5	40.5	87.8		21.7	45	97.5	
3	1	26	54	117		28.9	60	130	
4	1	39	81	175.5		43.3	90	195	
5	1	52	108	234		57.8	120	260	
6	1	58.5	121.5	263.3		65	135	292.5	
7	1	65	135	292.5		72.2	150	325	
8	1	78	162	351		86.7	180	390	
9	1	-	180	390		-	200	433.3	
MCS Index	Spatial Streams	GI = 800 ns				GI = 400 ns			
		20-MHz Rate (Mbps)	40-MHz Rate (Mbps)	80-MHz Rate (Mbps)		20-MHz Rate (Mbps)	40-MHz Rate (Mbps)	80-MHz Rate (Mbps)	
0	2	13	27	58.5		14.4	30	65	
1	2	26	54	117		28.9	60	130	
2	2	39	81	175.5		43.3	90	195	
3	2	52	108	234		57.8	120	260	
4	2	78	162	351		86.7	180	390	
5	2	104	216	468		115.6	240	520	

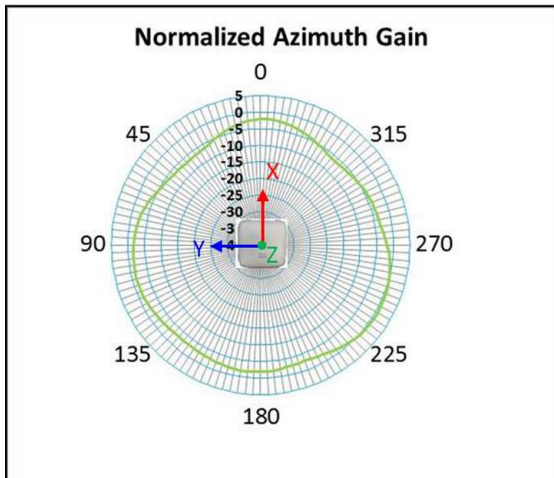
Item	Specification									
	6	2	117	243	526.5		130	270	585	
	7	2	130	270	585		144.4	300	650	
	8	2	156	324	702		173.3	360	780	
	9	2	-	360	780		-	400	866.7	
	MCS Index	Spatial Streams	GI = 800 ns				GI = 400 ns			
			20-MHz Rate (Mbps)	40-MHz Rate (Mbps)	80-MHz Rate (Mbps)		20-MHz Rate (Mbps)	40-MHz Rate (Mbps)	80-MHz Rate (Mbps)	
	0	3	19.5	40.5	87.8		21.7	45	97.5	
	1	3	39	81	175.5		43.3	90	195	
	2	3	58.5	121.5	263.3		65	135	292.5	
	3	3	78	162	351		86.7	180	390	
	4	3	117	243	526.5		130	270	585	
	5	3	156	324	702		173.3	360	780	
	6	3	175.5	364.5	-		195	405	-	
	7	3	195	405	877.5		216.7	450	975	
	8	3	234	486	1053		260	540	1170	
	9	3	260	540	1170		288.9	600	1300	
	MCS Index	Spatial Streams	GI = 800 ns				GI = 400 ns			
			20-MHz Rate (Mbps)	40-MHz Rate (Mbps)	80-MHz Rate (Mbps)		20-MHz Rate (Mbps)	40-MHz Rate (Mbps)	80-MHz Rate (Mbps)	
	0	4	26	54	117		28.8	60	130	
	1	4	52	108	234		57.8	120	260	
	2	4	78	162	351		86.7	180	390	
	3	4	104	216	468		115.6	240	520	
	4	4	156	324	702		173.3	360	780	
	5	4	208	432	936		231.1	480	1040	
	6	4	234	486	1053		260	540	1170	
	7	4	260	540	1170		288.9	600	1300	
	8	4	312	648	1404		346.7	720	1560	
	9	4	-	720	1560		-	800	1733.3	

Item		Specification			
Transmit Power and Receive Sensitivity					
		5-GHz Radio		2.4-GHz Radio	
	Spatial Streams	Total Tx Power (dBm)	Rx Sensitivity (dBm)	Total Tx Power (dBm)	Rx Sensitivity (dBm)
802.11/11b					
1 Mbps	1	-	-	20	-99
11 Mbps	1	-	-	20	-91
802.11a/g					
6 Mbps	1	23	-94	20	-93
24 Mbps	1	23	-86	20	-85
54 Mbps	1	23	-77	20	-76
802.11n HT20					
MCS0	1	23	-94	20	-93
MCS4	1	23	-81	20	-81
MCS7	1	23	-74	20	-73
MCS8	2	23	-93	20	-93
MCS12	2	23	-81	20	-81
MCS15	2	23	-75	20	-75
MCS16	3	23	-93	-	-
MCS20	3	23	-81	-	-
MCS23	3	23	-74	-	-
MCS24	4	23	-92	-	-
MCS28	4	23	-82	-	-
MCS31	4	23	-75	-	-

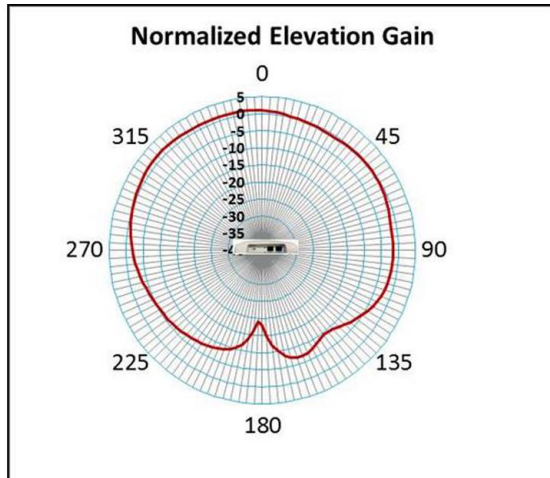
Item	Specification				
802.11n HT40					
MCS0	1	23	-91	-	-
MCS4	1	23	-79	-	-
MCS7	1	23	-72	-	-
MCS8	2	23	-90	-	-
MCS12	2	23	-78	-	-
MCS15	2	23	-71	-	-
MCS16	3	23	-89	-	-
MCS20	3	23	-78	-	-
MCS23	3	23	-70	-	-
MCS24	4	23	-90	-	-
MCS28	4	23	-79	-	-
MCS31	4	23	-72	-	-
802.11ac VHT20					
MCS0	1	23	-94	-	-
MCS4	1	23	-81	-	-
MCS7	1	23	-74	-	-
MCS8	1	23	-70	-	-
MCS9	1	23	NA	-	-
MCS0	2	23	-92	-	-
MCS4	2	23	-81	-	-
MCS7	2	23	-73	-	-
MCS8	2	23	-68	-	-
MCS9	2	23	NA	-	-
MCS0	3	23	-92	-	-
MCS4	3	23	-81	-	-
MCS7	3	23	-73	-	-

Item		Specification			
MCS8	3	23	-68	-	-
MCS9	3	23	-67	-	-
MCS0	4	23	-91	-	-
MCS4	4	23	-80	-	-
MCS7	4	23	-73	-	-
MCS8	4	23	-68	-	-
MCS9	4	23	NA	-	-
802.11ac VHT40					
MCS0	1	23	-91	-	-
MCS4	1	23	-79	-	-
MCS7	1	23	-72	-	-
MCS8	1	23	-67	-	-
MCS9	1	23	-66	-	-
MCS0	2	23	-90	-	-
MCS4	2	23	-78	-	-
MCS7	2	23	-71	-	-
MCS8	2	23	-66	-	-
MCS9	2	23	-65	-	-
MCS0	3	23	-89	-	-
MCS4	3	23	-78	-	-
MCS7	3	23	-71	-	-
MCS8	3	23	-64	-	-
MCS9	3	23	-62	-	-
MCS0	4	23	-88	-	-
MCS4	4	23	-78	-	-
MCS7	4	23	-70	-	-
MCS8	4	23	-65	-	-

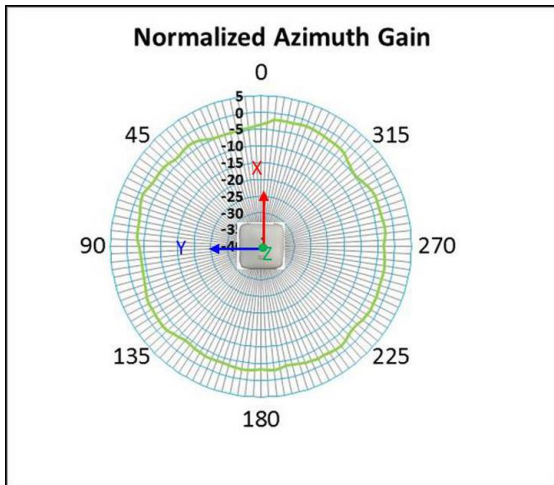
Item		Specification			
MCS9	4	23	-64	-	-
802.11ac VHT80					
MCS0	1	23	-88	-	-
MCS4	1	23	-76	-	-
MCS7	1	23	-68	-	-
MCS8	1	23	-64	-	-
MCS9	1	23	-62	-	-
MCS0	2	23	-87	-	-
MCS4	2	23	-75	-	-
MCS7	2	23	-68	-	-
MCS8	2	23	-63	-	-
MCS9	2	23	-62	-	-
MCS0	3	23	-86	-	-
MCS4	3	23	-75	-	-
MCS7	3	23	-67	-	-
MCS8	3	23	-62	-	-
MCS9	3	23	-61	-	-
MCS0	4	23	-85	-	-
MCS4	4	23	-74	-	-
MCS7	4	23	-67	-	-
MCS8	4	23	-61	-	-
MCS9	4	23	-59	-	-



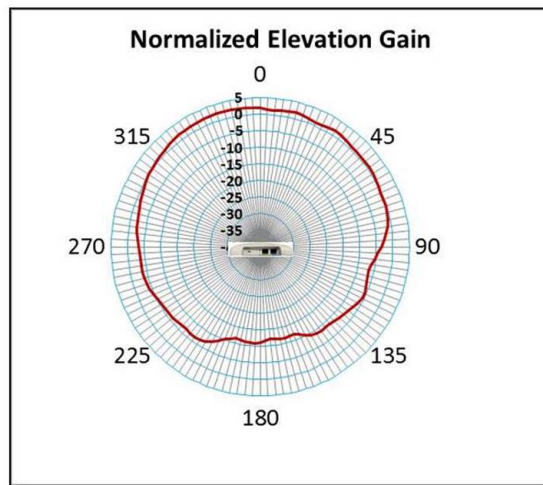
2.4 GHz Azimuth



2.4 GHz Elevation



5 GHz Azimuth



5 GHz Elevation

Figure 1.
Antenna patterns for AP1840I

Warranty information

The Cisco Aironet 1840 Access Points come with a limited lifetime warranty that provides full warranty coverage of the hardware for as long as the original end user continues to own or use the product. The warranty includes 10-day advance hardware replacement and ensures that software media are defect-free for 90 days. For more details, visit <https://www.cisco.com/go/warranty>.

Cisco Capital

Flexible payment solutions to help you achieve your objectives

Cisco Capital makes it easier to get the right technology to achieve your objectives, enable business transformation and help you stay competitive. We can help you reduce the total cost of ownership, conserve capital, and accelerate growth. In more than 100 countries, our flexible payment solutions can help you acquire hardware, software, services and complementary third-party equipment in easy, predictable payments. [Learn more.](#)

Americas Headquarters

Cisco Systems, Inc.
San Jose, CA

Asia Pacific Headquarters

Cisco Systems (USA) Pte. Ltd.
Singapore

Europe Headquarters

Cisco Systems International BV Amsterdam,
The Netherlands

Cisco has more than 200 offices worldwide. Addresses, phone numbers, and fax numbers are listed on the Cisco Website at <https://www.cisco.com/go/offices>.

Cisco and the Cisco logo are trademarks or registered trademarks of Cisco and/or its affiliates in the U.S. and other countries. To view a list of Cisco trademarks, go to this URL: <https://www.cisco.com/go/trademarks>. Third-party trademarks mentioned are the property of their respective owners. The use of the word partner does not imply a partnership relationship between Cisco and any other company. (1110R)