

MIRELLA™

C A S E G O O D S



**MAKES
40 HOURS
A WEEK
LOOK A WHOLE
LOT BETTER.**



Revel in the best of both worlds with the modern design of Mirella™. Mirella features a contemporary design that provides a residential look. Balance functional and aesthetic needs with innovative design elements that define any space.

It's like working from home, while still at the office. Take a closer look inside...

Features 4-7
Color Options 10




MIRELLA™

FEATURES



LOW WALL CABINET

- A - barn door or decorative hinges and latches
- B - smoked or frosted glass
 - color determines hardware and glass
- C - two storage cabinets and two open shelves for compartmentalized storage



FREE STANDING DESK



- A - power integrated pedestals
- B - floating work surface
- C - laminate modesty panel





HUTCH

- A - barn door or decorative hinges and latches
- B - smoked or frosted glass
 - color determines hardware and glass
- C - one decorative shelf, dividing the center space between the two cabinet doors




STANDING-HEIGHT CONFERENCE TABLE

- A - two-tier design (sitting-height option with one-tier design)
- B - optional integrated power, nested between two tiers
- C - six cutouts for power modules



Part of the Active Collection; The Active Collection products are designed to promote active movement throughout the day and engage major muscle groups to help combat the negative effects of inactivity in many workplace settings



MIRELLA™

FEATURES





RECEPTION STATIONS

- A - shelf/box/file pedestals
- B - grommets come standard
- C - glass reception counter






BOOKSHELF
A - three-leg design
B - 1" thick laminate shelves





**BRING YOUR
HOME TO WORK.**



LAMINATE FINISHES



SOUTHERN TOBACCO



SAND DUNE




WHITE ASH



STONE GRAY


Stone Gray available only as top work surfaces paired with White Ash bases

HARDWARE FINISHES



BLACK


Pairs with Southern Tobacco and Sand Dune Laminates



BRUSHED SILVER

Pairs with White Ash and Stone Gray Laminates

GLASS TYPES



SMOKED

Pairs with Southern Tobacco and Sand Dune Laminates



FROSTED

Pairs with White Ash and Stone Gray Laminates

SEE OUR ONLINE PRICE GUIDE FOR MORE DETAILS.



**LOOK GOOD, WHILE
YOU WORK HARD**

MIRELLA™



9300 West Research Center Road, Minneapolis, MN 55428

Customer Care: 888.791.6225 • Fax: 763.791.1525

www.safcoproducts.com