



Wind™



Wind™



Wind, a modern classic lounge series with a timeless look.

Classic, contemporary and refined are the words most often used to describe the Wind Lounge Seating series. The simple geometry and slim proportions create a relaxed and open atmosphere even when space is at a premium. Wind Lounge Tables complement the seating series. Matching chrome legs support slim profile tops in

square or round configurations. MDF table tops are available with powder-coated epoxy finishes that feature a reverse waterfall edge or in any standard Global laminate finish with square, self-edge detail.

Cover: 3361 Lounge chair shown in Allante Light Parchment (A31E).

Left to right: 3361 Lounge Chairs and 3363 Three Seat Sofa shown in Allante, Light Parchment (A31E) with Chrome legs. 3356 Square Corner Table and 3358 Square Coffee Table shown in White (WHT) with Chrome legs.

Wind™



Wind Linear is an extension to our very popular Wind freestanding soft seating series of sofas and arm chairs. Wind Linear sofas are available in two widths, with and without arms, single arm sofas and benches. The seating is connected with the new letter box tables to create the linear arrangements that define the latest trend in office

and hospitality lounge environments. Connecting inside corner tables are also available to create a variety of popular 'U' shaped layouts. It's a great new look that brings people together in style.



Left to right: 3363R Three Seat Sofa, Right arm, 3363NA Three Seat Sofa, no arms and 3363L Three Seat Sofa, Left arm, shown in Allante, Medium Neutral (A35E). 3882 Bridge End Tables and 3880 Coffee Tables shown in Winter Cherry (WCR) with Chrome legs.



Wind™








A. Bridging, shown in Winter Cherry (WCR). **B.** Table Storage, shown in Tiger Walnut (TWL). **MDF with Epoxy finish** **C.** White (WHT). **D.** Charcoal (CHR). **E.** Platinum (PLT). **Laminate** **F.** Tiger Walnut (TWL) **G.** Round Wind Tables also available. Shown in MDF Charcoal (CHR).






Above: 3363NA Three Seat Sofa, no arms, back shown in Momentum Estrella, Stone, seat shown in Mayer Guardian, Parchment with Chrome legs. 3363B Three Seat Bench shown Mayer Guardian, Parchment with Chrome legs. 3879 Corner Tables shown in Tiger Walnut (TWL) with Chrome legs.

Wind Seating

DESCRIPTION	DIMENSIONS			SEAT HEIGHT
	W	D	H	
	IN mm	IN mm	IN mm	
 3361 Lounge Chair Light scale. Fully upholstered. Fixed cushions. Chrome tubular base.	27.5 699	29.5 749	28.5 724	17.0 432
3361LM As above upholstered in Leather or Leather/Mock Leather combination, features additional stitch details.				
 3363 Three Seater Sofa Light scale. Fully upholstered. Fixed cushions. Chrome tubular base.	78.0 1981	29.0 737	28.5 724	17.0 432
3363LM As above upholstered in Leather or Leather/Mock Leather combination, features additional stitch details.				

DESCRIPTION	DIMENSIONS			SEAT HEIGHT
	W	D	H	
	IN mm	IN mm	IN mm	
 3362 Two Seater Sofa Light scale. Fully upholstered. Fixed cushions. Chrome tubular base.	54.5 1384	29 737	28.5 724	17.0 432
3362LM As above upholstered in Leather or Leather/Mock Leather combination, features additional stitch details.				

DESCRIPTION	DIMENSIONS			SEAT HEIGHT
	W	D	H	
	IN mm	IN mm	IN mm	
 3361B 36" Bench Single seat Bench/Ottoman. Fully upholstered, fixed cushions, Chrome tubular base.	35.5 902	20.5 521	17.5 445	17.5 445
3361BLM As above upholstered in Leather or Leather/Mock Leather combination, features additional stitch details.				
 3361L 36" Bench Single seat Bench/Ottoman. Fully upholstered, fixed cushions, Chrome tubular base.	39.5 1003	29.0 737	28.5 724	17.0 432
3361LLM As above upholstered in Leather or Leather/Mock Leather combination, features additional stitch details.				
 3361NA Single Seater Left Arm Single seat unit with left arm (as seated). Fully upholstered, fixed cushions. Chrome tubular base.	36.5 927	29.0 737	28.5 724	17.0 432
3361LLM As above upholstered in Leather or Leather/Mock Leather combination, features additional stitch details.				
 3361R Single Seater No Arms Fully upholstered, fixed cushions. Chrome tubular base.	39.5 1003	29.0 737	28.5 724	17.0 432
3361NALM As above upholstered in Leather or Leather/Mock Leather combination, features additional stitch details.				
 3361RLM Single Seater Right Arm Single seat unit with right arm (as seated). Fully upholstered, fixed cushions. Chrome tubular base.				

DESCRIPTION	DIMENSIONS			SEAT HEIGHT
	W	D	H	
	IN mm	IN mm	IN mm	
 3363B 72" Bench accommodates three users. Fully upholstered, fixed cushions, Chrome tubular base.	72.0 1829	20.5 521	17.5 445	17.5 445
3363BLM As above upholstered in Leather or Leather/Mock Leather combination, features additional stitch details.				
 3363L 72" Bench accommodates three users. Fully upholstered, fixed cushions, Chrome tubular base.	75.0 1905	29.0 737	28.5 724	17.0 432
3363LLM As above upholstered in Leather or Leather/Mock Leather combination, features additional stitch details.				
 3363NA Three Seater Left Arm Three seat unit with left arm (as seated). Fully upholstered, fixed cushions. Chrome tubular base.	72.0 1829	29.0 737	28.5 724	17.0 432
3363LLM As above upholstered in Leather or Leather/Mock Leather combination, features additional stitch details.				
 3363R Three Seater No Arms Fully upholstered, fixed cushions, Chrome tubular base.	75.0 1905	29.0 737	28.5 724	17.0 432
3363NALM As above upholstered in Leather or Leather/Mock Leather combination, features additional stitch details.				
 3363RLM Three Seater Right Arm Three seat unit with right arm (as seated). Fully upholstered, fixed cushions. Chrome tubular base.				

Wind seating units can be connected to Bridge table units using **Bracket kit (3360)**. Seating units cannot connect directly to other seating units.

Wind Tables

DESCRIPTION	DIMENSIONS		
	W	D	H
	IN <i>mm</i>	IN <i>mm</i>	IN <i>mm</i>
 3356	24.0 <i>610</i>	24.0 <i>610</i>	17.0 <i>432</i>
Square Corner Table MDF/Epoxy top with Chrome tubular base. 3366 As above except with laminate top.			
 3357	48.0 <i>1219</i>	20.0 <i>508</i>	15.0 <i>381</i>
Rectangular Coffee Table MDF/Epoxy top with Chrome tubular base. 3367 As above except with laminate top.			
 3358	36.0 <i>914</i>	36.0 <i>914</i>	15.0 <i>381</i>
Square Coffee Table MDF/Epoxy top with Chrome tubular base. 3368 As above except with laminate top.			
 3860	24.0 <i>610</i>	24.0 <i>610</i>	17.0 <i>432</i>
Round Corner Table MDF/Epoxy top with Chrome tubular base. 3870 As above except with laminate top.			
 3861	36.0 <i>914</i>	36.0 <i>914</i>	15.0 <i>381</i>
Round Coffee Table MDF/Epoxy top with Chrome tubular base. 3871 As above except with laminate top.			
 3862	30.0 <i>762</i>	30.0 <i>762</i>	29.5 <i>749</i>
Round Meeting/Dining Table MDF/Epoxy top with Chrome tubular base. 3872 As above except with laminate top.			

DESCRIPTION	DIMENSIONS		
	W	D	H
	IN <i>mm</i>	IN <i>mm</i>	IN <i>mm</i>
 3863	36.0 <i>914</i>	36.0 <i>914</i>	29.5 <i>749</i>
Round Meeting/Dining Table MDF/Epoxy top with Chrome tubular base. 3873 As above except with laminate top.			
 3864	42.0 <i>1067</i>	42.0 <i>1067</i>	29.5 <i>749</i>
Round Meeting/Dining Table MDF/Epoxy top with Chrome tubular base. 3874 As above except with laminate top.			
 3875	30.0 <i>762</i>	30.0 <i>762</i>	29.5 <i>749</i>
Square Meeting/Dining Table laminate top with Chrome tubular base. 3865 As above except with MDF/Epoxy top.			
 3876	36.0 <i>914</i>	36.0 <i>914</i>	29.5 <i>749</i>
Square Meeting/Dining Table laminate top with Chrome tubular base. 3866 As above except with MDF/Epoxy top.			
 3877	42.0 <i>1067</i>	42.0 <i>1067</i>	29.5 <i>749</i>
Square Meeting/Dining Table laminate top with Chrome tubular base. 3867 As above except with MDF/Epoxy top.			

Wind Linear Tables

DESCRIPTION

DIMENSIONS

W	D	H
IN	IN	IN
mm	mm	mm

3878

25.0	20.0	16.0
635	508	406



End Table, rectangular, freestanding Laminate top is 5" thick with opening on front for storage and visual recess at rear. Solid sides. Chrome tubular base.

3880

54.0	20.0	15.0
1372	508	381



Coffee Table, rectangular, freestanding Laminate top is 5" thick with opening on front for storage and visual recess at rear. Solid sides. Chrome tubular base.

3881R*

25.0	25.0	12.0
635	635	305



Bridge Corner Table, square, right Three legged table is not free standing, intended to connect to seating on two adjoining sides, in 90° corner. Laminate top is 5" thick with solid edges on all sides. Chrome tubular base.

Requires Table Attaching Bracket kit (3360).

3883

25.0	20.0	12.0
635	508	305



Low End Table, rectangular, freestanding 12" height matches height of installed bridging tables. Laminate top is 5" thick with opening on front for storage and visual recess at rear. Solid sides. Chrome tubular base.

DESCRIPTION

DIMENSIONS

W	D	H
IN	IN	IN
mm	mm	mm

3879

25.0	25.0	16.0
635	635	406



Corner Table, square, freestanding Laminate top is 5" thick with opening on front for storage and visual recess at rear. Solid sides. Chrome tubular base.

3881L*

25.0	25.0	12.0
635	635	305



Bridge Corner Table, square, left Three legged table is not free standing, intended to connect to seating on two adjoining sides, in 90° corner. Laminate top is 5" thick with solid edges on all sides. Chrome tubular base.

Requires Table Attaching Bracket kit (3360).

3882

25.0	20.0	12.0
635	508	305



Bridge End table, rectangular no legs, table suspends between two in line seating units. Laminate top is 5" thick with opening on front for storage and visual recess at rear. Solid sides.

Requires Table Attaching Bracket kit (3360).

***3881L and 3881R** Right and left tables provide for matching laminate joinery details but will fit right or left application. When ordering two tables for use at either end of seating unit, order one right and one left, as seated.



Please visit globalfurnituregroup.com for additional product information including environmental certifications.

En couverture : La chaise présente une assise et un dossier en polypropylène fini narsisse et un bâti fini tungstène.



U.S.A.

Global Furniture Group
17 West Stow Road P.O. Box 562
Marlton New Jersey U.S.A. 08053
Tel (856) 596-3390 (800) 220-1900
Fax (856) 596-5684

Canada

Global Furniture Group
1350 Flint Rd., Toronto ON Canada M3J 2J7
Sales & Marketing: Tel (1-877) 446-2251
Customer Service: Fax (800) 361-3182
Government Customer Service: Fax (416) 739-6319

International

Global Furniture Group
560 Supertest Road Toronto
Ontario Canada M3J 2M6
Tel (416) 661-3660 (800) 668-5870
Fax (416) 661-5671

Offices throughout Canada, United States, United Kingdom and Brazil. Distribution around the world. A member of Global Furniture Group. © 2018 ®™ Trademarks of Global Furniture Group. These products may be covered by one or more issued patents or pending patent applications in Canada, the U.S. and elsewhere. All intellectual property rights in applicable trademarks, patents and industrial designs are strictly reserved. Made in Canada. Specifications are correct at time of printing. Printed in Canada. Creative / Global Design Center 270218 11.0282