


# VERTICAL WALL-MOUNT CABINETS

The **VWM Series wall-mount cabinets** offer the most versatile solution for edge computing in a small form factor. The low-profile design positions large rack mount equipment vertically, while allowing access for upgrades, refreshes, and adds/drops.

The extensive list of accessories allow a single cabinet to support not only 4RU or 8RU of fixed rack mount equipment, but also additional space for network connectivity mounting both vertically and horizontally. When equipped with the optional lever lock assembly, the VWM can support mounting of small devices to the back pan and the front door. The VWM is available in two distinct versions, full door for integrator access only, and split door for end user access. The VWM cabinet is capable of a complete network contained within, including up to 8RU of traditional rack mount equipment, power, thermal management, and connectivity. Deploy the cabinet for a low-profile, edge solution that can support any application.



### Adjustable Mounting Rail

- Right, center, & left of cabinet
- Position rails in multiple height locations



### Full Door

- 36" height and low profile 12" and 18" depths
- For integrator access



### Split Door

- 36" and 42" heights and low profile 12" and 18" depths
- For end user access




### Passive and Active Cooling

- Punch-out locations allow for cooling paths tailored to equipment installations



### Reversible Hinge

- Reversible hinged front locking door
- Full Swing Handle



### Lever Lock™ Assembly

- For mounting small devices
- Front door & back panel versions (optional accessory)

### BENEFITS:

- Low-profile mounting
- Mount deep equipment in a small footprint
- Swing handle design allows for flexible lock options
- Flexibility of equipment mounting for edge computing
- Optional accessories for small form factor equipment
- Clean aesthetic look
- Load rating suitable for IoT & PoE networks
- Ships fully assembled

### CABINETS INCLUDE:

- 2 Fixed rails (mounted)
- 4 Air opening guards with mounting hardware
- Full or split locking front door
- Junction box (mounted)
- PDU mounting bracket kit



### Certified load ratings per UL2416

150 lb overall weight load capacity at the mounting rail  
20 lb weight capacity at the pivoting rail accessory  
30 lb weight capacity at the front door



# VERTICAL WALL-MOUNT CABINETS

## CABINETS

PART NO.	HEIGHT	DEPTH	RAIL TYPE	DOOR TYPE	OPTIONAL RAIL ACCESSORY MOUNTING
VWMFD-4RU-36-B	36"	12"	4RU fixed	Full	2RU/4RU pivoting, 4RU fixed
VWMFD-8RU-36-B	36"	18"	8RU fixed	Full	2RU/4RU pivoting, 4RU/8RU fixed
VWMSD-4RU-36-B	36"	12"	4RU fixed	Split	2RU/4RU pivoting, 4RU fixed
VWMSD-4RU-42-B	42"	12"	4RU fixed	Split	2RU/4RU pivoting, 4RU fixed
VWMSD-8RU-36-B	36"	18"	8RU fixed	Split	2RU/4RU pivoting, 4RU/8RU fixed
VWMSD-8RU-42-B	42"	18"	8RU fixed	Split	2RU/4RU pivoting, 4RU/8RU fixed

## RAIL ACCESSORIES

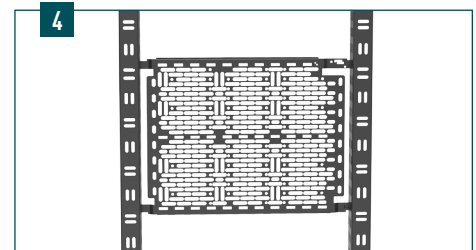
PART NO	DESCRIPTION	USED WITH 4RU CABINET	USED WITH 8RU CABINET
VWM-RR-4RU	Fixed mounting rail kit, 4 RU	X	X
VWM-RR-8RU	Fixed mounting rail kit, 8RU		X
VWM-PIV-2RU	Pivoting mounting rail kit, 2 RU	X	X
VWM-PIV-4RU	Pivoting mounting rail kit, 4RU	X	X

## ACCESSORIES

PART NO	DESCRIPTION
VWMZRU-B	Zero RU patch panel mounting kit
VWMFK-115	VWM fan kit with 115 VAC fans (includes 2 fans and mounting hardware)
VWMFK-12VDC	VWM fan kit with 12 VDC fans (includes 2 fans and mounting hardware)
VWMFK-220	VWM fan kit with 220 VAC fans (includes 2 fans and mounting hardware)
VWMBGK	VWM top brush grommet kit
VWMBPLL	VWM back pan Lever Lock™ assembly kit
VWMFDLL-36S	VWM front door Lever Lock™ for 36" split door
VWMFDLL-36F-42S	VWM front door Lever Lock™ for 36" full and 42" split door
VWMGR-30	Circular knockout grommet kit

## ACCESSORY FEATURES

- Fixed mount rail kits** can be added for connectivity or additional rack mounting
- Pivoting rails** allow for cable egress from equipment to cabinet cable exits
- Zero RU patch panel** location enables side connectivity and features pivoting panel location for easy installation of Legrand HDJ panels
- Lever Lock™ panels** installed on the front doors or the back pan to install small devices and non rack mountable equipment
- Fan kits** create active cooling paths in configurable directions within the wall-mount cabinet
- Brush grommets** allow for clean passage of cables outside the wall-mount cabinet



designed to be better.™