



SWING-OUT WALL-MOUNT CABINETS

The **SWM Series Wall-Mount Cabinets** provide a convenient and easy-to-use solution for Edge, IoT, PoE and small network applications. These small form factor cabinets are 28" deep for medium to large network equipment. The SWM cabinets are made of rugged, welded steel and are complete with locking doors to support PCI applications. The hinged, swing-out middle section provides easy access to the rear of mounted equipment. The reversible rails can be reconfigured to allow for 12-24 threaded hole mounting, or for square-hole mounting—easy to setup and fully adjustable, regardless of orientation. The SWM series is perfect for secure networks, small data closets, retail, educational, edge computing, and all areas where floor space is at a premium.



Solid Front Door



Perforated Front Door



Plexiglass Front Door



- Full swing handle enables future lock upgrades
- Reversible hinged front locking door
- Secure for PCI applications



- Vented sides with mounting locations for optional cooling fans
- Reversible mounting rails
- Solid top protects equipment from spills and leaks



- Cable knockouts at top and bottom of fixed rear pan for cable egress
- Large cutout in rear pan for wall cable egress

BENEFITS:

- Space-saving design
- Swing-out design allows easy access to front and rear of equipment
- Depth accepts equipment up to 23.5" deep
- Reversible rails for network or server configurability
- 12-24 threaded or square punched mounting holes
- Locking panels for secure applications
- Rugged, welded frame construction for increased load capacity
- Versatile for small data room applications
- Create a self-contained data closet
- Ships fully assembled

CABINETS INCLUDE:

- 2 reversible mounting rails
- 2 door lock keys
- 8 cable management rings
- Owner's manual



Certified load ratings per UL2416

12RU Cabinet - 200lbs capacity
 18RU Cabinet - 275lbs capacity
 26RU Cabinet - 300lbs capacity



SWING-OUT WALL-MOUNT CABINETS

CABINETS

PART NO.	HEIGHT	DOOR TYPE	DESCRIPTION
SWM12RUSD-26-26	25"	Solid	Swing-Out Cabinet, 12RU, Solid Door
SWM12RUPL-26-26	25"	Plexiglass	Swing-Out Cabinet, 12RU, Plexiglass Door
SWM12RUPD-26-26	25"	Perforated	Swing-Out Cabinet, 12RU, Perforated Door
SWM18RUSD-26-26	35.5"	Solid	Swing-Out Cabinet, 18RU, Solid Door
SWM18RUPL-26-26	35.5"	Plexiglass	Swing-Out Cabinet, 18RU, Plexiglass Door
SWM18RUPD-26-26	35.5"	Perforated	Swing-Out Cabinet, 18RU, Perforated Door
SWM26RUSD-26-26	49.5"	Solid	Swing-Out Cabinet, 26RU, Solid Door
SWM26RUPL-26-26	49.5"	Plexiglass	Swing-Out Cabinet, 26RU, Plexiglass Door
SWM26RUPD-26-26	49.5"	Perforated	Swing-Out Cabinet, 26RU, Perforated Door

RAIL ACCESSORIES




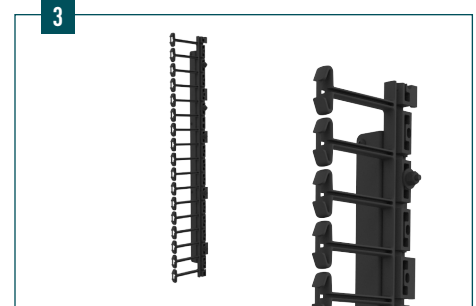


PART NO	DESCRIPTION	USED WITH CABINET
SWMRK12RU	Vertical Rail Kit, 12RU, 12-24 Threaded Holes	SWM12RUX-26-26
SWMRK18RU	Vertical Rail Kit, 18RU, 12-24 Threaded Holes	SWM18RUX-26-26
SWMRK26RU	Vertical Rail Kit, 18RU, 12-24 Threaded Holes	SWM26RUX-26-26

ACCESSORIES

PART NO	DESCRIPTION
SWMPDU12RU	PDU Mounting Kit, 12RU
SWMPDU18RU	PDU Mounting Kit, 18RU
SWMPDU26RU	PDU Mounting Kit, 26RU
SWMVFK12RU	Cable Management Kit, 12RU, Qty 2 Rails
SWMVFK18RU	Cable Management Kit, 18RU, Qty 2 Rails
SWMVFK26RU	Cable Management Kit, 26RU, Qty 2 Rails
SWMFSK	Fiber Spool Mounting Kit
SWMHBM12	Horizontal Mounting Bracket Kit, 2RU
SWMCASKT	Swing-Out Wall-Mount Caster Kit
SWMRRCVR	Swing-Out Wall-Mount Rear Panel Cover

ACCESSORY FEATURES

- 19" mounting rail kit**
 - Allows for rear mounting of equipment
 - Addition to rear of enclosure provides 4 point attachment for larger equipment
 - Adjustable front to rear
 - 12-24 threaded mounting holes
- Vertical PDU mount bracket kit**
 - Mount industry standard PDU to either side of the cabinet
 - Rear-facing PDU mounts provide clearance for rack mounted equipment
- Vertical cable management**
 - Mount to existing front 19" mounting rails
 - Manage cables with cable management fingers at each RU increment
 - Large capacity, 4" depth
- Fiber spool mounting kit**
 - Snap fits to rear pan
 - Creates a dual fiber spool location to take up fiber slack
- Horizontal mounting bracket kit**
 - Snap fits to rear pan
 - Allows an additional 2RU of vertically mounted 19" rack mount equipment on the rear pan
- Caster kit assembly**
 - Allows movement of fully loaded cabinet
 - Includes 2 locking and 2 non-locking swivel caster assemblies
- Rear panel cover assembly**
 - For secure floor applications when not mounted to a wall



designed to be better.™