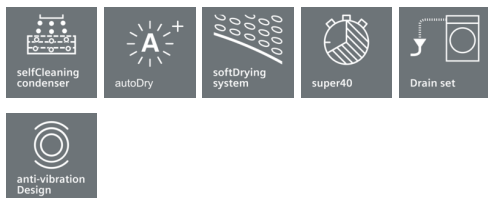


iQ500 WT46W491GB iSensoric Condenser tumble dryer with heat pump

A++


iSensoric heat-pump dryer with selfCleaning condenser for high energy efficiency throughout the life of the dryer.

- ✓ Cleaning the condenser becomes obsolete and energy consumption remains constantly low thanks to the self-cleaning system.
- ✓ A++:very efficient drying
- ✓ 40 minute quick dry programme (Rapid 40).
- ✓ Special drying programme for functional textiles such as sportswear and outdoor clothing.
- ✓ Sensor-controlled autoDry technology delivers perfectly dried laundry.

Features

Technical Data

Construction type : Free-standing
Removable work top : No
Door hinge : Right
Length of electrical supply cord (cm) : 145.0
Height of removable worktop (mm) : 842
Dimensions of the product (mm) : 842 x 598 x 599
Net weight (kg) : 50.704
Fluorinated greenhouse gases : Yes
Type of refrigerant : R134a
Hermetically sealed equipment : Yes
Quantity of fluorinated gases (kg) : 0.220
The quantity expressed in CO2 equivalent (t) : 0.315
EAN code : 4242003795286
Connection rating (W) : 1000
Current (A) : 10
Voltage (V) : 220-240
Frequency (Hz) : 50
Approval certificates : CE, VDE
Capacity cotton (kg) - NEW (2010/30/EC) : 9.0
Standard cotton programme : Cotton cupboard dry
Energy efficiency class (2010/30/EC) : A++
Energy consumption electric dryer, full load - NEW (2010/30/EC) : 2.01
Standard cotton programme time at full load (min) : 226
Energy consumption electric dryer, partial load - NEW (2010/30/EC) (kWh) : 1.14
Standard cotton programme time at partial load (min) : 131
Weighted annual energy consumption, electric dryer - NEW (2010/30/EC) (kWh) : 258.0
Weighted programme time (min) : 172
Average condensation efficiency full load (%) : 86
Average condensation efficiency partial load (%) : 86
Weighted condensation efficiency (%) : 86



iQ500
WT46W491GB
iSensoric
Condenser tumble dryer with heat pump

Features

Performance

- Energy Efficiency Class: A++ at a range of energy efficiency classes from A+++ to D
- Capacity: 9 kg
- Energy consumption 258.0 kWh per year, based on 160 drying cycles of the standard cotton programme at full and partial load, and the consumption of the low-power modes. Actual energy consumption per cycle will depend on how the appliance is used
- Energy consumption of the standard cotton programme at full load 2.01 kWh and energy consumption of the standard cotton programme at half load 1.14 kWh
- The programme Cottons cupboard dry used at full and partial load is the standard drying programme to which the information in the label and the fiche relates, this programme is suitable for drying normal wet cotton laundry and is the most efficient programme in terms of energy consumption for cotton.
- Programme time of the standard cotton programme at full load 226 min and programme time of the standard cotton programme at partial load 131 min.
- Weighted programme time of the standard cotton programme at full and partial load: 172 min.
- Condensation efficiency class B on a scale from G (least efficient) to A (most efficient).
- Average condensation efficiency of the standard cotton programme at full load 86 % and average condensation efficiency of the standard cotton programme at partial load 86 %.
- Weighted condensation efficiency for the standard cotton programme at full and partial load: 86 %.
- Power consumption in off-mode 0.1 W and in left-on mode 0.75 W
- Noise level: 65 dB (A) re 1 pW

Programmes/functions

- Fully electronic control dial for sensor and timed programmes
- Touch control buttons: low heat, buzzer, less ironing, programme length, start/pause, fine-tuning for drying level, 24 h end time delay
- Special programmes: Woollens Finish, mixed fabrics , outdoor, towels, timed programme warm, timed programme cold, lingerie, rapid 40, shirts

Key features

- activeAir technology
- Heat Pump with self cleaning condenser
- Sensitive drying: large softDry stainless steel drum system and revolution drying system
- AntiVibration design: for greater stability and quietness

Additional features

- Large LED display for remaining time and 24 hours time delay, programme progress indication and special functions
- Metal soft dial
- Anti crease cycle 120 minutes at the end of the programme
- Drum interior light
- Child lock
- End of cycle buzzer
- Door hinge: right-hand
- Container for condensed water

Technical Information

- Dimensions (H X W X D): 84.2 x 59.8 x 59.9 cm
- Slide-under installation
- integrated glass door with frame Alu-Look, white

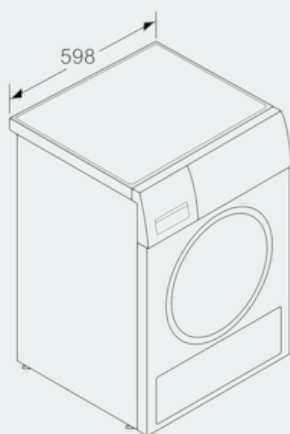
iQ500

WT46W491GB

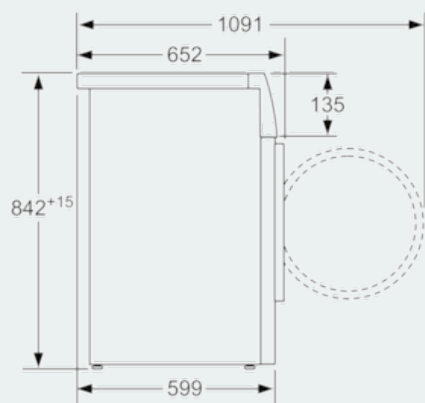
iSensoric

Condenser tumble dryer with heat
pump

Dimensioned drawings



measurements in mm



measurements in mm