

Large Advantage® Electrol®

Automatic Electric Projection Screen



SPECIFICATION DATA

SUGGESTED SPECIFICATIONS: _____ projection screen(s), _____(H) x _____(W), electrically operated 120 volt (60Hz), not more than 2.4 amp with a quick connect male plug-in connector on the motor. Shall have specially designed motor mounted inside the roller, to be three wire with ground, quick reversal type, oiled for life, with automatic thermal overload cutout, integral gears, capacitor and an electric brake to prevent coasting. To have preset but adjustable limit switches to automatically stop picture surface in the "up" and "down" positions. Junction box shall be internally integrated into the housing making it possible to install the housing and wire to the building's electrical system during construction. The junction box shall contain a quick connect connector that is mounted in the housing for easy plug-in connection to the motorized fabric and roller assembly. Rigid metal roller, to be at least 5¾" in diameter (on screens 14' to 18' wide) or 7" in diameter (on screens where either height or width equal or exceed 20'). The motorized fabric and roller assembly to be installed in the case at the factory or at a later time at the job

site. Roller mounting brackets to be adjustable to allow centering or offsetting of the screen within the case. Screen to be designed for left or right-hand motor installation. Screen fabric to be flame retardant and mildew resistant fiberglass with black masking borders standard. Bottom of fabric shall be formed into a pocket holding a metal rod. Heavy duty plastic caps shall protect the ends of the rod. Case to be made of extruded aluminum powder coated white. End caps to be of heavy gauge steel, powder coated white. Bottom of case to have a removable access door. Door to be of extruded aluminum powder coated white. Bottom of case to be self-trimming, with a built-in flange around the bottom of the case. To be complete with integrated low voltage control unit and three position control switch with cover plate. Suitable for use in environmental air space in accordance with section 300-22 (c) of the National Electric Code, and sections 2-128, 12-010 (3) and 12-100 of the Canadian Electrical Code, part 1, CSA C22.1. Screen to be listed by Underwriters' Laboratories.



HDTV (16:9) Format Dimensions (2" Standard Black Drop at Top)

Viewing Area (H x W)		Nominal Diagonal		Overall Length of Case*		Approx. Ship. Wt.	
In.	Cm	In.	Cm	In.	Cm	Lbs.	Kg
106 x 188	269 x 478	216	549	207½"	527	616	279.4
119 x 212	302 x 538	243	617	231½"	588	688	312.1
133 x 236	338 x 599	271	688	255½"	649	793	359.7

Wide (16:10) Format Dimensions

Viewing Area (H x W)		Nominal Diagonal		Overall Length of Case*		Approx. Ship. Wt.	
In.	Cm	In.	Cm	In.	Cm	Lbs.	Kg
110" x 176"	279 x 447	208"	528	195½"	497	631	286.2
117½" x 188"	283 x 478	222"	564	207½"	527	662	300.3

Video (NTSC 4:3) Format Dimensions (2" Standard Black Drop at Top)

Viewing Area (H x W)		Nominal Diagonal		Overall Length of Case*		Approx. Ship. Wt.	
In.	Cm	In.	Cm	In.	Cm	Lbs.	Kg
123" x 164"	312 x 417	210"	533	183½"	466	553	250.8
141" x 188"	358 x 478	240"	610	207½"	527	627	284.4
159" x 212"	404 x 538	265"	673	231½"	588	702	318.4
177" x 236"	450 x 599	295"	749	255½"	649	780	353.8

Square Format Dimensions (Screens With ^ Have 2" Standard Black Drop at Top)

Sizes (H x W)		Overall Length of Case*		Approx. Ship. Wt.	
In.	Cm	In.	Cm	Lbs.	Kg
10'6" x 14'^^	320 x 427	183½"	466	554	251.3
14' x 14'	427 x 427	183½"	466	565	256.3
12' x 16'^^	366 x 488	207½"	527	628	284.9
16' x 16'	488 x 488	207½"	527	637	288.9
13'6" x 18'^^	411 x 549	231½"	588	702	318.3
18' x 18'	549 x 549	231½"	588	721	327.0
15' x 20'^^	457 x 610	255½"	649	810	367.4
20' x 20'	610 x 610	255½"	649	834	378.3
16'6" x 22'^^	503 x 671	279½"	710	891	404.2
22' x 22'	671 x 671	279½"	710	920	417.3
18' x 24'^^	549 x 732	303½"	771	973	441.3

*Case length does not include flange

PRODUCT NOTES

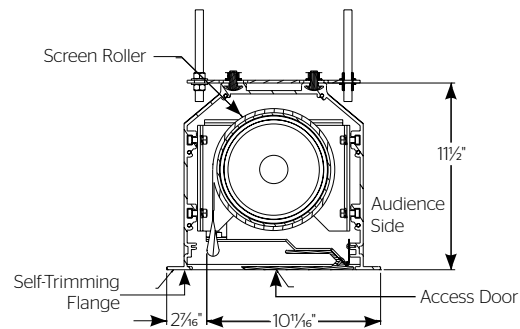
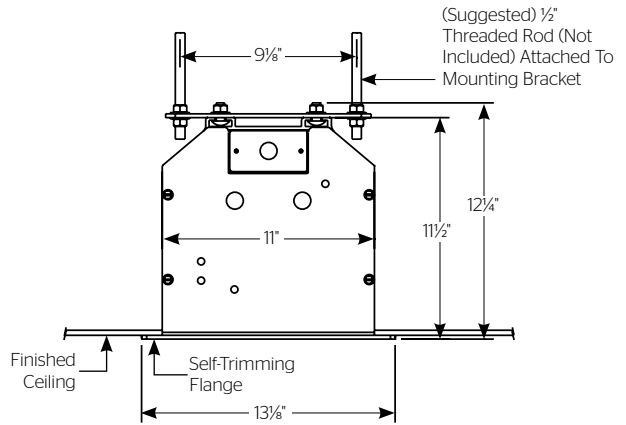
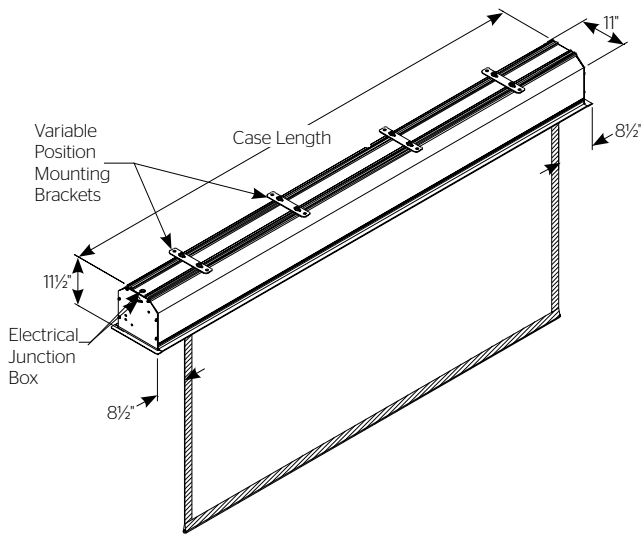
- **Matte White:** Horizontal seam required when both dimensions exceed 16'.
- Overall case length dimensions +/- 1/4" (6mm)".
- Detail dimensional drawings, wiring diagrams and installation instructions available upon request.
- Specifications subject to change without notice.
- Custom formats and sizes available upon request.

WHEN ORDERING, MARK APPROPRIATE SELECTIONS

1. Select size from charts on the other side.
2. Select viewing surface (All Da-Lite surfaces are GREENGUARD GOLD Certified):
 - Matte White
3. Optional accessories:

<ul style="list-style-type: none"> <input type="checkbox"/> Extra Drop available to lower picture area more than normal. Specify total drop at top ____ (black or white) or at bottom ____ (black or white). 22' maximum total surface height including picture area except for 24' wide, where maximum drop is 18'. <input type="checkbox"/> Wireless Remote Control for LVC. <ul style="list-style-type: none"> <input type="checkbox"/> Radio Frequency Remote. <input type="checkbox"/> Radio Frequency Range Extender available <input type="checkbox"/> Infrared Remote. 	<ul style="list-style-type: none"> <input type="checkbox"/> Key Locking Cover Plate for LVC Switch. <input type="checkbox"/> No Borders (Black masking borders standard). <input type="checkbox"/> 220 Volt (50 Hz) Motor. <input type="checkbox"/> SCB-100 RS-232 Serial Control Board - built in. <input type="checkbox"/> NET-100 Ethernet-Serial Adapter
--	---

SUGGESTED METHODS OF INSTALLATION



A Milestone AV Technologies Brand

3100 North Detroit Street
 Warsaw, Indiana 46582
 P: 574.267.8101 or 800.622.3737
 F: 574.267.7804 or 877.325.4832
 E: info@da-lite.com
 www.da-lite.com

DL-0190 (Rev. 2) 11.14

© 2014 Milestone AV Technologies LLC. Printed in U.S.A.

Project Name: _____	
Architect: _____	Phone: _____
Contractor: _____	Phone: _____
Supervisor: _____	Phone: _____
Supplier: _____	Date: _____
Revised: _____	