



Network Test & Analysis Solutions

Now with Wi-Fi 6/6E





simplicity • visibility • collaboration



Testing you can trust, from a reliable ally.

When it comes to innovative, reliable, best-in-class portable network testing solutions, NetAlly is the name to trust. Our leading-edge, highly responsive tools get the job done fast by...

- Simplifying the complexities of network testing
- Providing instant visibility for efficient problem solving
- Enabling seamless collaboration between site personnel and remote experts

Who is NetAlly?

Our family of innovative network test solutions have been helping network engineers and technicians better deploy, manage, and maintain today's complex wired and wireless networks for decades. For more than 25 years, we have been the #1 ally of network professionals worldwide. We began by making the world's first handheld network analyzer – the LANMeter® – and have continued as industry pacesetters ever since, setting the standard for portable network testing.

Network professionals around the world trust our best-in-class tools to deliver the visibility needed to get the job done, fast.



Simplicity

- Eliminate wasted time with a simple, fast AutoTest, which makes novices more productive and experts more efficient
- Installation validation report provides proof of performance
- Standardized procedures ensure the job is done right, consistently



Visibility

- See issues others cannot
- More people can solve more problems on their own
- Solve problems with fewer tools
- Faster mean time to resolution



Collaboration

- Facilitating collaboration speeds problem resolution and frees up team resources
- Automated documentation speeds future projects and troubleshooting
- Easy report generation and sharing stops finger-pointing

AirMapper™ Ecosystem



Now with Wi-Fi 6/6E

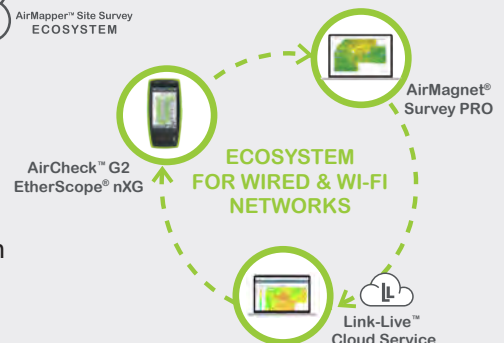


AirMapper™ Site Survey ECOSYSTEM

The most cost-effective Wi-Fi design, site survey & troubleshooting solution

The AirMapper Ecosystem is a suite of interoperable products that speed and simplify wired and Wi-Fi network planning, installation, validation, and troubleshooting.

NetAlly is the first to offer live site survey data collection and network discovery in powerful handheld instruments, with complete infrastructure and heat mapping in a cloud-based analysis and reporting platform, Link-Live.



FEATURED PRODUCTS

EtherScope® nXG

PORTABLE NETWORK EXPERT

Deploying and maintaining Wi-Fi 6/6E and wired network infrastructure without the right tools can be daunting... and costly. This multi-technology, all-in-one handheld network analyzer enables engineers and technicians to get more done faster in today's constantly changing Wi-Fi and Ethernet access networks.

- A lightweight, handheld, multi-function instrument that's perfect for remote site validation and troubleshooting
- Eliminate the need to purchase multiple testers or carry a fragile laptop PC or tablet
- Android™ apps make user's workflow more efficient by extending the usefulness of the instrument well beyond testing (check trouble tickets, run speed tests, configure networked devices, etc.)
- Optional NXT-1000 spectrum analyzer offers a comprehensive view of RF interference and its impact on the wireless network's overall performance.
- Upload discovery data to Link-Live and instantly map your wired and Wi-Fi networks; speeds troubleshooting and keeps network documentation up-to-date; exports to Visio

MODELS: EXG-300 • EXG-300-KIT • EXG-300-KIT-2PK • EXG-LR10G-KIT (EXG-300 models include 1 year of AllyCare support)
EXG-200-CE (EtherScope nXG Controlled Edition - Wi-Fi 5)



AirCheck™ G2

ONE-CLICK WI-FI AUTOTEST

Slow Wi-Fi, rogue network devices, dead zones, and airwaves crowded with inference take valuable time and resources to troubleshoot. The AirCheck's one-click AutoTest provides instantaneous pass/fail indication of the Wi-Fi environment and identifies common problems.

- Quickly and easily gather location-based Wi-Fi measurements to create visual heat maps with AirMapper Site Survey app and Link-Live Cloud Service, or AirMagnet Survey PRO
- Validate Wi-Fi deployments and changes, resolve connectivity and performance problems quickly, speed up closure of trouble tickets, and ensure your network meets user needs
- Free up valuable resources; resulting cost savings means device pays for itself
- Automate reporting and enable superior collaboration with upload and management of test results via complimentary Link-Live Cloud Service

MODELS: AIRCHECK-G2 • AIRCHECK-G2-KIT • AIRCHECKG2-TA-KT • LR-G2-ACKG2-CBO

Android is a trademark of Google, LLC



AirMapper™ Site Survey App

The AirMapper™ Site Survey app for the EtherScope® nXG and AirCheck® G2 lets you quickly and easily gather location-based Wi-Fi measurements and create visual heat maps of key performance metrics in the Link-Live Cloud Service or AirMagnet Survey PRO.

- Conduct quick Wi-Fi site surveys of new deployments, change validation, and performance verification
- Perform enterprise-grade site surveys without a dongle or tethered device
- View professional SNR and noise measurements
- Wi-Fi 6/6E and Bluetooth/BLE site surveys on EtherScope nXG
- Gain insights into user experience to avoid performance complaints and costly Wi-Fi network re-design



Share and visualize survey data through cloud-based Link-Live Service.

LinkSprinter®

10-SECOND POCKET NETWORK TESTER

Connectivity issues can be a major source of frustration for end users, putting you in the hot seat. This easy-to-use pocket network tester is ideal for frontline and helpdesk staff, offering a simple network connectivity test for copper Ethernet links, identifying errors and validating links in less than 10 seconds.

- Reveal network connectivity status and port information, while ensuring documentation for every link
- Measure PoE voltage, perform a switch test, and confirm that the DHCP server is running and responsive through the one-button AutoTest
- View detailed test results on your mobile device over built-in Wi-Fi hotspot
- Automate reporting and enable collaboration with upload and management of test results via our complimentary Link-Live Cloud Service

MODELS: LSPRNTR-300 • LSPRNTR-300-5PK • LSPRNTR-300-10PK



Test Accessory

POCKET IPERF TESTER

Validating throughput of your network is essential, and if done proactively can reveal underlying issues for resolution to prevent user complaints. Quickly and easily verify performance on any part of your network with our rugged, pocket-sized iPerf server, even when you have limited access to the infrastructure. Conducts the same network port tests as LinkSprinter, reporting to Link-Live.

- Easily validate and troubleshoot network performance
- Eliminate the hassle of configuring an iPerf server
- Conveniently powered via PoE or AA batteries
- Tests network ports and send results to the Link-Live Cloud Service

MODEL: TEST-ACC • TEST-ACC-5PK • TEST-ACC-10PK



LinkRunner® AT

COPPER AND FIBER AUTOTESTER

When network issues arise or problems installing a new device occur, time is of the essence. Our Auto Tester tests and validates copper and fiber Ethernet connectivity in less than 10 seconds, so you can pinpoint the source of the problem fast.

- User-configured Auto Tests simplify a wide range of important tasks
- Quick cable test and switch identification facilitates fast problem isolation
- Test results can be automatically uploaded to the Link-Live Cloud Service, improving collaboration between network engineers and technicians
- Creates greater job visibility, project control, and fleet management

MODELS: LRAT-1000 • LRAT-2000 • LRAT-2000-KIT • ACKG2-LRAT2000



LinkRunner® G2

ENHANCED SMART NETWORK TESTER

Supporting the growth of network connected devices can be challenging, especially when technicians rely on their own devices and a variety of apps to run diagnostics. This next-generation enhanced network diagnostic tester simplifies network validation and configuration of copper and fiber Ethernet networks, streamlining workflows by combining essential functions of installation and triage in a single, ruggedized unit.

- Automates hardware tests for Power over Ethernet (PoE), cable, VLAN, and link speed that would be difficult to conduct using laptops or mobile phones
- Improves the efficiency and effectiveness of network operations by accelerating network deployment and problem identification
- Intuitive design runs Android-based apps with smartphone-like features, empowering onsite teams to get networks up and running quickly
- Automates reporting and enables collaboration with upload and management of test results via Link-Live Cloud Service

MODELS: LR-G2 • LR-G2-KIT • LR-G2-LS-KIT • LR-G2-ACKG2-CBO



LinkRunner® 10G

ADVANCED ETHERNET TESTER

With network bandwidth demands increasing, gaining visibility into choke points and latency and packet loss issues is more important than ever. Quickly test, verify, and troubleshoot line-rate 1Gig, Multi-Gig and 10Gig Ethernet with our cost-effective, handheld, multi-function tester.


- Delivers complete network validation, troubleshooting, and documentation; accelerates deployments, speeds problem identification, and improves the efficiency and effectiveness of network installers and operations teams
- (2) LinkRunner 10G units can be used for LANBERT™ Media Qualification testing or for line-rate bandwidth performance testing to prove network capacity, performance and QoS, as well as service provider SLAs between sites
- AllyCare enables in-depth network discovery and web remote control; upload discovery data to Link-Live for instant topology mapping of your wired and Wi-Fi networks
- Line-rate capture up to 10Gbps ensures you never miss a packet for in-depth analysis
- Optional USB Wi-Fi adapter enables instant upload of test results to Link-Live and remote control

MODELS: LR10G-100 • LR10G-100-KIT • EXG-300-LR10G-KIT



Link-Live™

COLLABORATION, REPORTING, AND ANALYSIS PLATFORM



Maintaining and coordinating a team of professionals to tackle Wi-Fi and wired network issues grows more challenging every day. The complimentary Link-Live Cloud Service transforms team workflows, allowing IT professionals to quickly and easily log, document, and report test activity from all NetAllly hand-held network testers and analyzers, enabling collaboration across your entire team.

- Simplify network maintenance and troubleshooting
- Easily unify results, reporting, and data management in a secure cloud portal
- Better manage jobs, improve staff efficiency, and facilitate team collaboration license-free



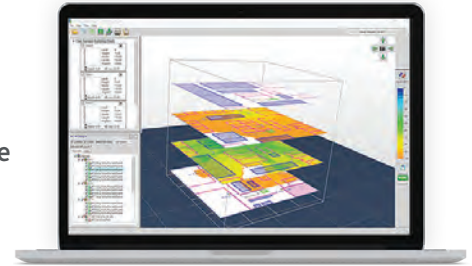
AirMagnet® Survey PRO

WIRELESS DESIGN & SITE SURVEY SOFTWARE

Unreliable techniques for designing and surveying Wi-Fi networks can lead to costly redesigns, user complaints and satisfaction issues. Design and deploy Wi-Fi 6 networks for optimal performance, security, and compliance with this comprehensive wireless site survey software.

- Design, deploy, and validate indoor or outdoor Wi-Fi 6 networks for optimal performance, security, and compliance
- Automatically calculate ideal quantity, placement, and configuration of APs for a successful Wi-Fi 6 deployment
- Maximize resources by performing active, passive, and spectrum analysis Wi-Fi 6 surveys in a single walkthrough
- Deploy Wi-Fi 6 installations optimally the first time, preventing costly rework and user complaints
- Simplify the site survey process by importing data from AirMapper on the AirCheck G2 or EtherScope nXG

MODELS: AM/A4018G • AM/A1480 • AM/A1490 • AM/A1481G • AM/A1580



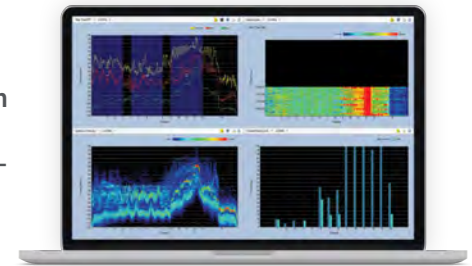
AirMagnet® Spectrum XT

NETWORK INTERFERENCE ANALYZER SOFTWARE & HARDWARE

Without the right tools, pinpointing the source of radio frequency (RF) interference on your wireless network can be hit or miss. Proactively identify and quickly locate any RF interference source impacting your Wi-Fi network performance using this state-of-the-art wireless spectrum analyzer.

- Works with Survey PRO to accelerate deployment projects and minimize LAN issues by conducting simultaneous spectrum and Wi-Fi analysis in a single site survey
- Built-in auto pattern recognition identifies most interference sources, saving valuable time by eliminating manual matching of classification patterns
- Portability allows you to track interference to the source no matter where its hiding
- Includes USB-based spectrum analysis radio
- Deploy Wi-Fi networks optimally the first time, saving time, and money

MODELS: AM/B4070 • AM/A1480 • AM/A1490 • AM/A1580



AirMagnet® WiFi Analyzer PRO

REAL-TIME WIRELESS ANALYZER SOFTWARE

Your Wi-Fi network is mission critical but combing through endless packet traces to uncover the source of issues is both time consuming and a strain on valuable resources. This real-time wireless analyzer automatically detects and diagnoses dozens of common Wi-Fi network performance problems, security threats, and network vulnerabilities, enabling IT staff to quickly solve end-user issues.

- Highlight top issues that need immediate attention with a live snapshot into the overall health of your wireless network
- Perform testing that is independent of network infrastructure with no AP downtime
- Instantly answer any security, performance or connectivity problems preventing rework or escalations
- Enable full regulatory compliance via a comprehensive reporting engine that includes wireless PCI, SOX, and ISO

MODELS: AM/A1150G • AM/A1480 • AM/A1490 • AM/A1481G



AllyCare Premium Support Services

AllyCare is a comprehensive support and maintenance service for NetAlly's network tools and AirMagnet® software that offers significant value over standard warranty. Membership of AllyCare can be purchased as either a 1-year membership or a value-added 3-year membership.



KEY FEATURES*

Feature	With AllyCare	Standard Warranty
Latest Software & Firmware Versions	1 or 3 years	90-day manufacturing defects only
Enhanced Product Features	Yes	No
Repair Service Covered	1 or 3 years**	1-year manufacturing defects only
Accessory Repairs Covered***	Yes	No
Access to Live Technical Support Team	Warranty support PLUS priority product functionality and issue troubleshooting	License, installation, registration, application launch and warranty repairs only
Knowledge Base Access	Yes	Yes
Member Only Promotions	Yes	No
Online Product "Boot Camps"	Yes	No

*AllyCare membership may not be available in all countries. Please confirm with your NetAlly representative before purchasing. Refer to the "AllyCare Product Support Services Terms & Conditions" for complete coverage and limitations at: <https://www.netally.com/allycare-terms-and-conditions>

**Covers damage from normal wear and tear (does not cover accidental damage)

***Applies to defective accessories from the original product purchase

For information about AllyCare Premium Support visit: support.netally.com/allycare



PRODUCT
SELECTION
GUIDE



Product / Feature	LinkSprinter	Test Accessory	LinkRunner AT	LinkRunner G2	LinkRunner 10G	EtherScope nXG	AirCheck G2	AirMagnet Survey PRO	AirMagnet WiFi Analyzer	AirMagnet Spectrum XT
Copper	10/100/1000 Mbps	10/100/1000 Mbps	10/100/1000 Mbps	10/100/1000 Mbps	10/100 Mbps & 1/2.5/5/10 Gbps	10/100 Mbps & 1/2.5/5/10 Gbps	10/100/1000 Mbps			
Fiber			1 Gbps	1 Gbps	1/10 Gbps	1/10 Gbps				
Wi-Fi Test						●	●	●	●	●
PoE Test	Voltage only	Voltage only	Up to 30W	Up to 90W	Up to 90W	Up to 90W	Up to 30W			
Default Gateway, DNS, IP	1 IP Target	1 IP Target	10 IP Target	Unlimited Targets	Unlimited Targets	Unlimited Targets	1 IP Target			
Line Rate Performance Test					10 Gbps	10 Gbps				
Lanbert™ Media Qualification					●	●				
Cable Open/Short/Length	●		●	●	●	●				
Wiremap & Toner			●	●	●	●				
Network Discovery*					●*	●				
Packet Capture				●	●	●	●		●	
Remote View/Control				Android Apps	●*	●	●	Windows Apps	Windows Apps	Windows Apps
Ethernet Support					●	●				
802.11 a/b/g/n/ac						●	●	●	●	●
802.11ax						●	Visibility Only	●		●
Wi-Fi Bands (2.4, 5, 6GHz)						Tri-Band	Dual-Band	Dual-Band	Dual-Band	Dual-Band
Connection & Roaming Test						●	●	●	●	
RF Traffic Statistics						24 hours	●		Unlimited	Optional
Discover SSID, AP, & Clients						●	●	●	●	Optional
Identify Interferers							●	Optional	Optional	●
Packet Analysis									●	
AP and Client Locate						●	●	AP Locate Only	●	●
iPerf Performance Test		●			●	●	●	●	●	
Voice over Wi-Fi Analysis								●	●	
AirWISE® Intelligence						●		●	●	
Network Topology Mapping*					●*	●				
AirMapper™ Site Survey**						●	●	●		
Bluetooth/BLE Site Survey						●				
Wi-Fi Spectrum Analysis						Optional NXT-1000				●
Wi-Fi Heatmaps						●	●	●		
Wi-Fi Planning & Design								●		

*Link-Runner 10G discovery, In-depth map configuration, controls, and export to Visio are available to customers with AllyCare support.

**Enhanced site survey visualizations and filtering are available to customers with AllyCare support.

For information about AllyCare Premium Support visit: support.netally.com/allycare



Toll-Free (North America) 1-844-878-2559
International +1-719-755-0770