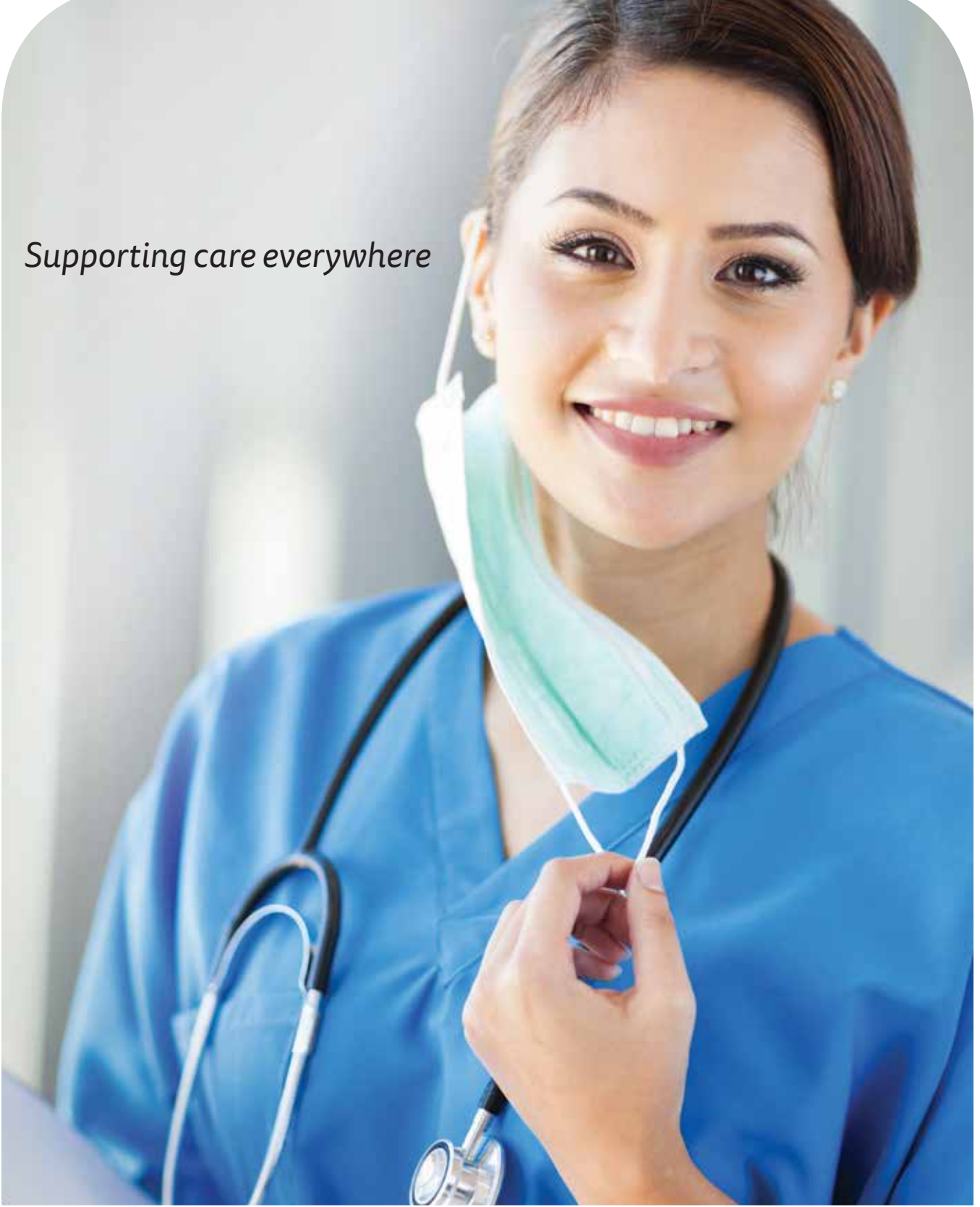


Supporting care everywhere



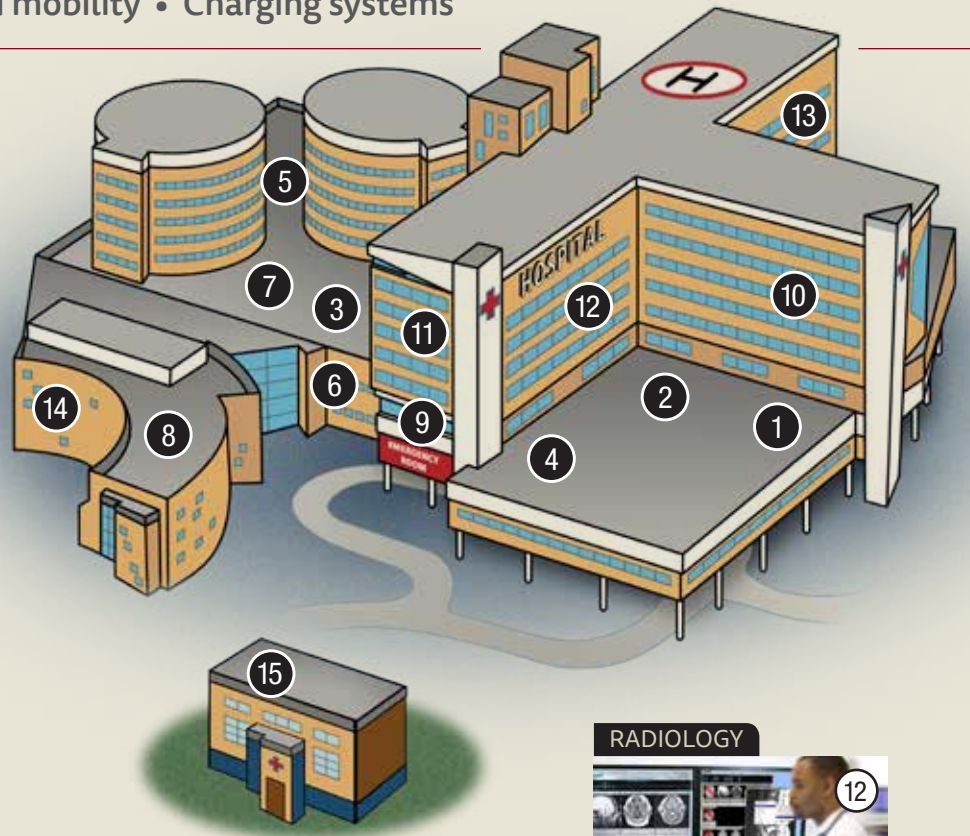
Enhance personal interaction • Expand reach • Improve operational efficiency

ERGOTRON[®]
HEALTHCARE



Global (English)
September 2014

Quality products for every area in the facility—and beyond





Supporting care everywhere



Serving the healthcare industry for more than 20 years

With more than 30 years of designing ergonomic solutions for computer users worldwide — and 20 years specifically in healthcare — Ergotron is uniquely qualified to help your entire facility enhance personal interaction, expand the reach of care and improve operational efficiency.

Innovations for home and work



Like other members of the Nortek family, Ergotron is driven by constant innovation with a singular, unified purpose: *to make our customers' lives better.*

Enhance personal interaction, expand the reach of care and improve operational efficiency

StyleView® Carts

- Designed for nurses and personalized to enhance workflow and caregiving
- Choices for mounting displays: LCD arms and pivots, secure laptop, and single or dual displays
- Unsurpassed ergonomics whether sitting, standing or maneuvering
- Carts evolve as your needs change — several accessories are available to improve productivity
- Carts and power systems fully certified to UL 60601-1



StyleView Telehealth Carts

- Various cart configurations are available for both telepresence and telemedicine solutions
- Open architecture — easy to integrate and implement
- Our integration specialists can help you determine the best solution to support your objectives and fit within your budget



Point-of-Care Wall Mount Products

- Enhances personal interaction between caregivers, their patients and patient data
- Ergonomic designs and added features provide ease of motion and proper positioning for optimal workplace comfort
- Choose from a wide range of wall mount products to meet various user, budgetary and space requirements



Charging Systems

- Charge, sync and/or secure multiple mobile devices
- Available as carts, wall mounts or desktop stations
- Choose from universal, open-architecture designs or products made for Apple®
- Certified for safety
- Lightweight and agile designs



Sit-Stand Workstations

- Promotes a healthier way to work with ergonomic comfort and sit-stand mobility
- Choose from desks, mobile workstations, wall mount and desk mounts
- Additional accessories also available to improve productivity and comfort



Service and Product Support Programs

- Expect a superior customer experience
- Quality products are backed by specially trained support professionals and optional extended service programs
- Extended Global Service Programs protect your investment and ensure optimal product performance
- Customer Care includes live support via phone, chat and email





Your cart. Your way.

Nurses, meet your new StyleView® Cart

Personalize your cart to suit your team’s workstyle and flow. That’s the genius behind our 6th-generation StyleView carts.

We’ve been listening. You’ll find all the great features that have made StyleView a market leader. Now you have the broadest options to create a comfortable, fully adjustable medical cart—one that supports you and the care you give.



StyleView Transfer Cart

A multi-purpose healthcare cart designed to streamline caregiver workflow and complement StyleView carts. From pharmacy to patient floor, the StyleView Transfer Cart securely stores, transports and dispenses medications and other supplies.

Key features include:

- Holds up to 120 small or 40 large drawers, accessible from either side of cart
- Supports 20 or more StyleView carts depending on drawer configuration
- 36 shelves are removeable or repositionable to accommodate envelope drawer or taller items
- Top cover supports 25 lbs (11.3 kg) and its 41"-high (105 cm) surface is a convenient operational height when standing; raised edges prevent spills
- Secure: doors unlock electronically using programmable 5-digit PIN or via manual lock
- Premium, 5" (13 cm) swiveling casters move the cart with ease over thresholds and any floor type
- Includes a scanner holder and can support an Ergotron LX LCD Arm or laptop tray
- Smooth exterior surface makes cleaning easy





SV Cart Finder

Use the Cart Finder tool on ergotron.com to find your perfect cart

+ Choose display mount: LCD Arm, LCD Pivot, Laptop



+ Choose powered or non-powered:
Lithium Iron Phosphate (LiFe), Sealed Lead Acid (SLA), non-powered



+ Choose storage options:
no drawers, manual key-lock drawers, secure electronic drawers with keypad



+ Accessories: Storage Bin, SV Sani-Wipes Holder, SV Scanner Shelf and more



Learn more about point-of-care solutions to enhance personal interaction at

 styleview.ergotron.com

NON-POWERED CARTS: SV40/SV41 (no drawers) & SV43 (with drawers)

LAPTOP		LCD	
Non-Powered SV40 Laptop (no drawers)	Non-Powered SV41 Laptop (no drawers)	Non-Powered SV41 LCD Arm (no drawers)	Non-Powered SV41 LCD Pivot (no drawers)

Examples of various drawer options for non-powered SV43 Carts

One drawer: 1 Primary Drawer, single	Two drawers: 1 Primary Drawer, single 1 Supplemental, single	Four drawers: 1 Primary Drawer, triple 1 Supplemental, single <i>(for a total of 4 individual drawers)</i>	Six drawers: 1 Primary Drawer, triple 1 Supplemental, triple <i>(for a total of 6 individual drawers)</i>	Nine drawers: 1 Primary Drawer, triple 2 Supplemental, triple <i>(for a total of 9 individual drawers)</i>

Visit www.ergotron.com for all non-powered StyleView Carts, configurations, accessories and part numbers



StyleView's auto-locking drawer system enables simple and efficient management of non-controlled medication, reducing the chance for errors. Drawer system supports "Pharmacy mode," allowing all drawers to be unlocked simultaneously to facilitate efficient stocking of medication.

Two more supplemental drawers can be added
(for a total of up to 5 large single drawers, 15 small triple drawers or a combination)










Superior ergonomics and maneuverability for the largest range of nurses



Attractive, lightweight and ergonomic, StyleView carts meet the individual needs of the caregiver while supporting the application-specific needs of point-of-care.

Drawers & additional storage for non-powered SV43 carts

Primary Drawer, Laptop, electronic lock, single	97-902
Primary Drawer, LCD, electronic lock, single	97-900
Primary Drawer, Laptop, electronic lock, triple	97-903
Primary Drawer, LCD, electronic lock, triple	97-901
Supplemental Drawer, electronic lock, single	97-851
Supplemental Drawer, electronic lock, triple	97-849
Primary Storage Drawer, key-lock, single	97-863
Primary Storage Drawer, key-lock, triple	97-865
Supplemental Storage Drawer, key-lock, single	97-862
Supplemental Storage Drawer, key-lock, triple	97-864
SV Drawer Travel-Stop, 3 rows	97-873
SV Drawer Travel-Stop, 4-5 rows	97-874
Envelope Drawer	97-853
Storage Bin	97-740

	 Typical Size	 Weight Capacity	 Lift	 Tilt	 Pan	 Rotation	 VESA
LCD	≤ 24"	See website	Arm 27" (68,6 cm) Lift Pivot 25" (63,5 cm)	Arm 65° Lift Pivot 25°	Arm 180° Lift Pivot 24°	Arm 360° P/L Lift Pivot 90° P/L	MIS-D
Laptop	≤ 17"	See website	20" (51 cm)	—	—	—	—

Non-Powered

Includes secure CPU compartment

SV40-40004 does not include four-port USB hub, rear handle, storage basket

Non-powered Cart features includes worksurface, secure compartment, four-port USB hub, scanner holder bracket, mouse holder, wrist rest, back-tilt keyboard tray, left/right mouse tray, rear handle, storage basket, cable storage, four casters (two locking)

5-year warranty

See website for details

LiFe or SLA-POWERED CARTS: SV42 (no drawers) & SV44 (with drawers)

LAPTOP	LCD
<p>Powered SV42 Laptop (no drawers)</p>	<p>Powered SV42 LCD ARM (no drawers)</p>
	<p>Powered SV42 LCD Pivot (no drawers)</p>

Examples of various drawer options for powered SV44 Carts

<p>One drawer: 1 Primary Drawer, single</p>	<p>Two drawers: 1 Primary Drawer, single 1 Supplemental, single</p>	<p>Four drawers: 1 Primary Drawer, triple 1 Supplemental, single (for a total of 4 individual drawers)</p>	<p>Six drawers: 1 Primary Drawer, triple 1 Supplemental, triple (for a total of 6 individual drawers)</p>	<p>Nine drawers: 1 Primary Drawer, triple 2 Supplemental, triple (for a total of 9 individual drawers)</p>
--	--	---	--	---

Visit www.ergotron.com for all powered StyleView Carts, configurations, accessories and part numbers

Drawers & additional storage for powered SV44 carts

Primary Drawer, Laptop, electronic lock, single	97-868
Primary Drawer, LCD, electronic lock, single	97-866
Primary Drawer, Laptop, electronic lock, triple	97-869
Primary Drawer, LCD, electronic lock, triple	97-867
Supplemental Drawer, electronic lock, single	97-851
Supplemental Drawer, electronic lock, triple	97-849
Primary Drawer, key-lock, single	97-863
Primary Drawer, key-lock, triple	97-865
Supplemental Drawer, key-lock, single	97-862
Supplemental Drawer, key-lock, triple	97-864
SV Drawer Travel-Stop, 3 rows	97-873
SV Drawer Travel-Stop, 4-5 rows	97-874
Envelope Drawer	97-853
Storage Bin	97-740

Telemedicine Bin Accessory for SV44 Series



This accessory provides connectivity and storage for USB diagnostic devices common in telehealth applications.

The bin can be configured with up to three individual compartments, providing ample and secure space for devices and their cords, with one USB port in each compartment. Two additional ports are conveniently located on the exterior of the housing. (97-854)



Two more supplemental drawers can be added
(for a total of up to 5 large single drawers, 15 small triple drawers or a combination)



Certified.
Lightweight.
Ultrafast recharge.
Long battery LiFe.



Why choose a StyleView Cart powered with Lithium Iron Phosphate (LiFe)?

Extremely lightweight and adjustable

The LiFe power system and compact, lightweight base combine with StyleView's ergonomic adjustability to decrease caregiver fatigue and enhance overall wellness and productivity

Ultrafast recharge ensures caregiver and cart uptime

A full recharge from full discharge can be completed in around two hours for typical loads. Less charging = more caregiving!

Long battery 'LiFe' minimizes time and cost for maintenance and replacement

Proven to achieve thousands of cycles per lifetime and to last several years in a typical healthcare setting

Safe and certified

For patient and caregiver safety, the FULL cart and power system are certified to UL 60601-1

Includes FREE StyleLink with enterprise capabilities

Install, access and manage your StyleView power systems from a remote location across WAN, LAN, or VPN

Proven safe battery chemistry

Through extensive testing, Lithium Iron Phosphate is proven to be a very safe battery chemistry

	Typical Size	Weight Capacity	Lift	Tilt	Pan	Rotation	VESA	
LiFe Powered	LCD	≤ 24"	See website	Arm 27" (68,6 cm) Lift Pivot 25" (63,5 cm)	Arm 65° Lift Pivot 25°	Arm 180° Lift Pivot 24°	Arm 360° P/L Lift Pivot 90° P/L	MIS-D
	Includes one-battery 40 Ah power system, 10-foot coiled cord, two hospital-grade AC outlets, power system user interface, StyleLink™ software, secure CPU compartment							
	Laptop	≤ 17"	See website	20" (51 cm)	—	—	—	—
Includes one-battery 40 Ah power system, 10-foot coiled cord, two hospital-grade AC outlets, power system user interface, StyleLink software, secure laptop compartment								
LiFe Cart features include worksurface, four-port USB hub, scanner holder bracket, mouse holder, wrist rest, back-tilt keyboard tray, left/right mouse tray, rear handle, storage basket, cable storage, four casters (two locking) Warranty: 5 years for cart, 2 years on all power supply components; 5 years on LiFe battery, including 2-year capacity guarantee								
SLA Powered	LCD	≤ 24"	See website	Arm 27" (68,6 cm) Lift Pivot 25" (63,5 cm)	Arm 65° Lift Pivot 25°	Arm 180° Lift Pivot 24°	Arm 360° P/L Lift Pivot 90° P/L	MIS-D
	Includes two-battery 66 Ah power system, 10-foot coiled cord, four hospital-grade AC outlets, power system user interface, StyleLink™ software, secure CPU compartment							
	Laptop	≤ 17"	See website	20" (51 cm)	—	—	—	—
Includes two-battery 66 Ah power system, 10-foot coiled cord, four hospital-grade AC outlets, power system user interface, StyleLink software, secure laptop compartment								
SLA Cart features include worksurface, four-port USB hub, scanner holder bracket, mouse holder, wrist rest, back-tilt keyboard tray, left/right mouse tray, rear handle, storage basket, cable storage, four casters (two locking) 5-year warranty, excluding electrical/electronic components								



Compliant with EN 60601-1



	Certification Standard	Certification Mark	Grounded Plug & Outlet
US	UL 60601-1	cTUVus	North American NEMA 5-15P Hospital Grade
Canada	CAN/CSA C22.2 No. 601.1 M90	cTUVus	North American NEMA 5-15P Hospital Grade
Mexico	As Needed	As Needed	North American NEMA 5-15P Hospital Grade
Europe	EN 60601-1	CE	European CEE 7
Ireland/ United Kingdom	EN 60601-1	CE	United Kingdom BS 1363
Hong Kong/ Malaysia/Singapore	IEC 60601-1	Not Applicable	United Kingdom BS 1363
China	IEC 60601-1	Not Applicable	GB2009-1 GB1002-1
Australia/ New Zealand	IEC 60601-1	C-Tick	Australian AS/NZS 3112
Saudi Arabia (EMR SLA)	EN 60601-1	Not Applicable	United Kingdom BS 1363 / European CEE 7

Free, industry-leading StyleLink software with enterprise capabilities

StyleLink's three-part software package (Enterprise, Client, Graphing Tool) offers broad system and platform compatibility for global healthcare customers deploying Ergotron StyleView Carts with power.

Extend Asset Life Cycle

Optimizes balance between runtime and cycle life

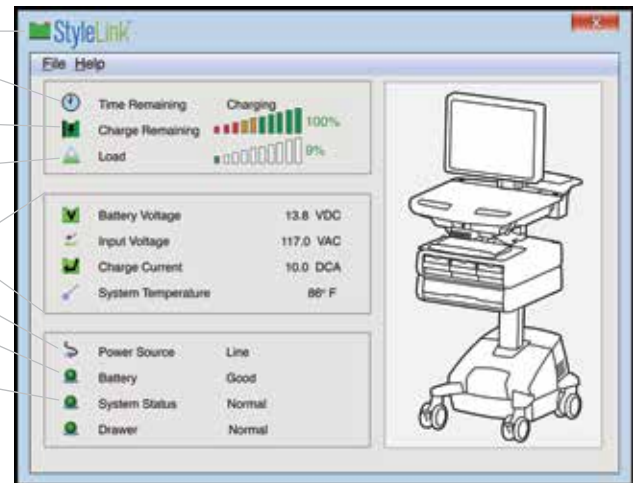
Proactive Power System Management

Eliminate surprises through use of diagnostic tools, simplifying power system management and reducing time required to fix problems

Reduce Total Cost of Ownership

Reduce costs for maintenance; eliminate need for expensive onsite technical support by leveraging diagnostic capabilities. Simply email StyleLink's history data file to Ergotron Tech Support and they will help troubleshoot power system performance issues

- Dynamic Icon**
 - Green - Yellow - Red Corresponds to Charge Remaining
- Time Remaining**
 - Hours, Minutes
 - No Load
 - Charging
- Charge Remaining**
 - 0-100%
 - Color Coded to Match RUI
- Percent Load**
 - 0-100%
 - Color Coded to Show Preferred Load Range
- Power Source**
 - Line Mode
 - Battery Mode
 - Not Connected
- Real-time System Metrics**
- Battery**
 - Good
 - Replace
 - Unknown
- System Fault**
 - No Fault
 - Temperature High
 - Not Connected



Enterprise Capabilities

Remote enterprise monitor: access your carts across WAN, LAN, or VPN to get real-time information

Advanced Drawer Management

Each drawer individually controlled with PIN; program locally or remotely via enterprise

EXPERIENCE the difference with our Global Service Program
 Visit ergotron.com for details about all of our service options

Ergotron's Platinum Annual Service Contract ensures timely and safe service delivery across all Ergotron product lines

Part numbers for powered carts (SLA and LiFe)

	Laptop No Drawer	LCD Arm No Drawer	LCD Pivot No Drawer	Laptop 1 Drawer	Laptop 2 Drawers	Laptop 4 Drawers	Laptop 6 Drawers	Laptop 9 Drawers
LiFe US/Canada	SV42-6102-1 120V60Hz	SV42-6202-1 120V60Hz	SV42-6302-1 120V60Hz	SV44-1112-1 120V60Hz	SV44-1122-1 120V60Hz	SV44-1142-1 120V60Hz	SV44-1162-1 120V60Hz	SV44-1192-1 120V60Hz
SLA US/Canada	SV42-6101-1 120V60Hz	SV42-6201-1 120V60Hz	SV42-6301-1 120V60Hz	SV44-1111-1 120V60Hz	SV44-1121-1 120V60Hz	SV44-1141-1 120V60Hz	SV44-1161-1 120V60Hz	SV44-1191-1 120V60Hz
LiFe Europe	SV42-6102-2 230V50/60Hz	SV42-6202-2 230V50/60Hz	SV42-6302-2 230V50/60Hz	SV44-1112-2 230V50/60Hz	SV44-1122-2 230V50/60Hz	SV44-1142-2 230V50/60Hz	SV44-1162-2 230V50/60Hz	SV44-1192-2 230V50/60Hz
SLA Europe	SV42-6101-2 230V50Hz	SV42-6201-2 230V50Hz	SV42-6301-2 230V50Hz	SV44-1111-2 230V50Hz	SV44-1121-2 230V50Hz	SV44-1141-2 230V50Hz	SV44-1161-2 230V50Hz	SV44-1191-2 230V50Hz
LiFe Ireland/United Kingdom	SV42-6102-3 230V50/60Hz	SV42-6202-3 230V50/60Hz	SV42-6302-3 230V50/60Hz	SV44-1112-3 230V50/60Hz	SV44-1122-3 230V50/60Hz	SV44-1142-3 230V50/60Hz	SV44-1162-3 230V50/60Hz	SV44-1192-3 230V50/60Hz
SLA Ireland/United Kingdom	SV42-6101-3 230V50Hz	SV42-6201-3 230V50Hz	SV42-6301-3 230V50Hz	SV44-1111-3 230V50Hz	SV44-1121-3 230V50Hz	SV44-1141-3 230V50Hz	SV44-1161-3 230V50Hz	SV44-1191-3 230V50Hz
LiFe Hong Kong/Malaysia/Singapore	SV42-6102-3 230V50/60Hz	SV42-6202-3 230V50/60Hz	SV42-6302-3 230V50/60Hz	SV44-1112-3 230V50/60Hz	SV44-1122-3 230V50/60Hz	SV44-1142-3 230V50/60Hz	SV44-1162-3 230V50/60Hz	SV44-1192-3 230V50/60Hz
SLA Hong Kong/Malaysia/Singapore	SV42-6101-3 230V50Hz	SV42-6201-3 230V50Hz	SV42-6301-3 230V50Hz	SV44-1111-3 230V50Hz	SV44-1121-3 230V50Hz	SV44-1141-3 230V50Hz	SV44-1161-3 230V50Hz	SV44-1191-3 230V50Hz
LiFe Australia/New Zealand	SV42-6102-4 230V50Hz	SV42-6202-4 230V50Hz	SV42-6302-4 230V50Hz	SV44-1112-4 230V50Hz	SV44-1122-4 230V50Hz	SV44-1142-4 230V50Hz	SV44-1162-4 230V50Hz	SV44-1192-4 230V50Hz
SLA Australia/New Zealand	SV42-6101-4 230V50Hz	SV42-6201-4 230V50Hz	SV42-6301-4 230V50Hz	SV44-1111-4 230V50Hz	SV44-1121-4 230V50Hz	SV44-1141-4 230V50Hz	SV44-1161-4 230V50Hz	SV44-1191-4 230V50Hz
LiFe Saudi Arabia/EU	SV42-6102-2 230V50/60Hz	SV42-6202-2 230V50/60Hz	SV42-6302-2 230V50/60Hz	SV44-1112-2 230V50/60Hz	SV44-1122-2 230V50/60Hz	SV44-1142-2 230V50/60Hz	SV44-1162-2 230V50/60Hz	SV44-1192-2 230V50/60Hz
SLA Saudi Arabia/EU	SV42-6101-8 220V60Hz	SV42-6201-8 220V60Hz	SV42-6301-8 220V60Hz	SV44-1111-8 220V60Hz	SV44-1121-8 220V60Hz	SV44-1141-8 220V60Hz	SV44-1161-8 220V60Hz	SV44-1191-8 220V60Hz
LiFe Saudi Arabia/UK	SV42-6102-3 230V50/60Hz	SV42-6202-3 230V50/60Hz	SV42-6302-3 230V50/60Hz	SV44-1112-3 230V50/60Hz	SV44-1122-3 230V50/60Hz	SV44-1142-3 230V50/60Hz	SV44-1162-3 230V50/60Hz	SV44-1192-3 230V50/60Hz
SLA Saudi Arabia/UK	SV42-6101-7 220V60Hz	SV42-6201-7 220V60Hz	SV42-6301-7 220V60Hz	SV44-1111-7 220V60Hz	SV44-1121-7 220V60Hz	SV44-1141-7 220V60Hz	SV44-1161-7 220V60Hz	SV44-1191-7 220V60Hz

Add portable, dependable power to non-powered StyleView carts



SV LiFe Power Upgrade System

Upgrade an existing non-powered StyleView Cart with the SV LiFe Power Upgrade System. Lightweight Lithium Iron Phosphate (LiFe) battery is certified safe and provides long life with an ultrafast recharge time. This on-board charging system includes power system module with user interface, 330Wh LiFe battery, AC coiled power cord, 3-outlet power strip and attachment hardware.

- Delivers full power to cart while simultaneously charging battery
- On-board charging—no need for battery swapping
- Ultrafast charging time—about 3 hours; 10A charge rate
- LiFe battery chemistry is safe and offers greater power capacity
- Battery has LED indicator for charge status
- 12V, 330Wh LiFePO₄ battery weighs only 8.1 lbs (3, 7 kg)
- Fully certified system at both the battery and system level
- Exceptional warranty is included (see website for details)



LCD Arm 1 Drawer	LCD Arm 2 Drawers	LCD Arm 4 Drawers	LCD Arm 6 Drawers	LCD Arm 9 Drawers	LCD Pivot 1 Drawer	LCD Pivot 2 Drawers	LCD Pivot 4 Drawers	LCD Pivot 6 Drawers	LCD Pivot 9 Drawers
SV44-1212-1 120V60Hz	SV44-1222-1 120V60Hz	SV44-1242-1 120V60Hz	SV44-1262-1 120V60Hz	SV44-1292-1 120V60Hz	SV44-1312-1 120V60Hz	SV44-1322-1 120V60Hz	SV44-1342-1 120V60Hz	SV44-1362-1 120V60Hz	SV44-1392-1 120V60Hz
SV44-1211-1 120V60Hz	SV44-1221-1 120V60Hz	SV44-1241-1 120V60Hz	SV41-4261-1 120V60Hz	SV44-1291-1 120V60Hz	SV44-1311-1 120V60Hz	SV44-1321-1 120V60Hz	SV44-1341-1 120V60Hz	SV44-1361-1 120V60Hz	SV44-1391-1 120V60Hz
SV44-1212-2 230V50/60Hz	SV44-1222-2 230V50/60Hz	SV44-1242-2 230V50/60Hz	SV44-1262-2 230V50/60Hz	SV44-1292-2 230V50/60Hz	SV44-1312-2 230V50/60Hz	SV44-1322-2 230V50/60Hz	SV44-1342-2 230V50/60Hz	SV44-1362-2 230V50/60Hz	SV44-1392-2 230V50/60Hz
SV44-1211-2 230V50Hz	SV44-1221-2 230V50Hz	SV44-1241-2 230V50Hz	SV44-1261-2 230V50Hz	SV44-1291-2 230V50Hz	SV44-1311-2 230V50Hz	SV44-1321-2 230V50Hz	SV44-1341-2 230V50Hz	SV44-1361-2 230V50Hz	SV44-1391-2 230V50Hz
SV44-1212-3 230V50/60Hz	SV44-1222-3 230V50/60Hz	SV44-1242-3 230V50/60Hz	SV44-1262-3 230V50/60Hz	SV44-1292-3 230V50/60Hz	SV44-1312-3 230V50/60Hz	SV44-1322-3 230V50/60Hz	SV44-1342-3 230V50/60Hz	SV44-1362-3 230V50/60Hz	SV44-1392-3 230V50/60Hz
SV44-1211-3 230V50Hz	SV44-1221-3 230V50Hz	SV44-1241-3 230V50Hz	SV44-1261-3 230V50Hz	SV44-1291-3 230V50Hz	SV44-1311-3 230V50Hz	SV44-1321-3 230V50Hz	SV44-1341-3 230V50Hz	SV44-1361-3 230V50Hz	SV44-1391-3 230V50Hz
SV44-1212-3 230V50/60Hz	SV44-1222-3 230V50/60Hz	SV44-1242-3 230V50/60Hz	SV44-1262-3 230V50/60Hz	SV44-1292-3 230V50/60Hz	SV44-1312-3 230V50/60Hz	SV44-1322-3 230V50/60Hz	SV44-1342-3 230V50/60Hz	SV44-1362-3 230V50/60Hz	SV44-1392-3 230V50/60Hz
SV44-1211-3 230V50Hz	SV44-1221-3 230V50Hz	SV44-1241-3 230V50Hz	SV44-1261-3 230V50Hz	SV44-1291-3 230V50Hz	SV44-1311-3 230V50Hz	SV44-1321-3 230V50Hz	SV44-1341-3 230V50Hz	SV44-1361-3 230V50Hz	SV44-1391-3 230V50Hz
SV44-1212-4 230V50Hz	SV44-1222-4 230V50Hz	SV44-1242-4 230V50Hz	SV44-1262-4 230V50Hz	SV44-1292-4 230V50Hz	SV44-1312-4 230V50Hz	SV44-1322-4 230V50Hz	SV44-1342-4 230V50Hz	SV44-1362-4 230V50Hz	SV44-1392-4 230V50Hz
SV44-1211-4 230V50Hz	SV44-1221-4 230V50Hz	SV44-1241-4 230V50Hz	SV44-1261-4 230V50Hz	SV44-1291-4 230V50Hz	SV44-1311-4 230V50Hz	SV44-1321-4 230V50Hz	SV44-1341-4 230V50Hz	SV44-1361-4 230V50Hz	SV44-1391-4 230V50Hz
SV44-1212-2 230V50/60Hz	SV44-1222-2 230V50/60Hz	SV44-1242-2 230V50/60Hz	SV44-1262-2 230V50/60Hz	SV44-1292-2 230V50/60Hz	SV44-1312-2 230V50/60Hz	SV44-1322-2 230V50/60Hz	SV44-1342-2 230V50/60Hz	SV44-1362-2 230V50/60Hz	SV44-1392-2 230V50/60Hz
SV44-1211-8 220V60Hz	SV44-1221-8 220V60Hz	SV44-1241-8 220V60Hz	SV44-1261-8 220V60Hz	SV44-1291-8 220V60Hz	SV44-1311-8 220V60Hz	SV44-1321-8 220V60Hz	SV44-1341-8 220V60Hz	SV44-1361-8 220V60Hz	SV44-1391-8 220V60Hz
SV44-1212-3 230V50/60Hz	SV44-1222-3 230V50/60Hz	SV44-1242-3 230V50/60Hz	SV44-1262-3 230V50/60Hz	SV44-1292-3 230V50/60Hz	SV44-1312-3 230V50/60Hz	SV44-1322-3 230V50/60Hz	SV44-1342-3 230V50/60Hz	SV44-1362-3 230V50/60Hz	SV44-1392-3 230V50/60Hz
SV44-1211-7 220V60Hz	SV44-1221-7 220V60Hz	SV44-1241-7 220V60Hz	SV44-1261-7 220V60Hz	SV44-1291-7 220V60Hz	SV44-1311-7 220V60Hz	SV44-1321-7 220V60Hz	SV44-1341-7 220V60Hz	SV44-1361-7 220V60Hz	SV44-1391-7 220V60Hz

Accessorize your StyleView Cart to suit your workflow

Ergotron accessories extend the flexibility of your StyleView mobility solution, helping maintain the highest quality patient point-of-care wherever that occurs within your workflow. Explore all your options at styleview.ergotron.com



Primary Drawer – Single



Primary Drawer – Triple



Supplemental Drawer – Single



Supplemental Drawer – Triple

For details and part numbers for all StyleView drawer accessories, visit ergotron.com



SV43/44 Envelope Drawer **97-853**



Storage Bin **97-740**



Task Light **97-754-002**



SV Cart LCD Pan Pivot Kit **97-650**



SV Height Adjustable Keyboard Arm for SV LCD Carts **97-827**



SV Dual Display Kit* **97-574**



Utility Shelf **97-507-216**



Large Utility Shelf* **97-540-053**



SV Scanner Shelf* **97-780-194**



SV Front Tray **97-777-062**



SV Camera Shelf* **97-776-194**



SV Sani-Wipes Holder **97-828**



Thin Client Mount* **80-107-200**



Universal CPU Holder* **80-105-064**



SV IV Pole Clamp Kit **97-632**



StyleView Tracking Caster **97-889**

Visit www.ergotron.com for additional StyleView accessories

* Displays, cameras and components shown are sold separately.



Connect.
Consult.
Collaborate.

Easy and affordable telehealth options from Ergotron Healthcare

Healthcare services delivered at anytime, from anywhere

- Expands access by allowing physicians and health facilities to extend their reach without geographic or socioeconomic limitations
- Brings specialization to rural, remote, underserved and/or senior populations
- Manage costs—can provide consistent, lower-cost care to patients with chronic diseases
- Promotes sharing of staff; reduces travel
- Increases patient satisfaction and trust because it may help to lower stress, replace travel, reduce costs of care and deliver remote expertise



Displays, cameras and CPU components shown are sold separately.

Learn more about expanding the reach of care at

 healthcare.ergotron.com

StyleView Telemedicine Carts

StyleView Telemedicine Carts are specifically designed and configured to support the increasing demands of telehealth—the use of telecommunication technologies for remote patient care. Telemedicine can expand care by enabling connection and collaboration with specialists or teams, regardless of their physical locations.

Open architecture

Allows for easy integration of standard equipment

Lots of connectivity

A total of 5 USB ports are integrated into cart (3 within bin and 2 on the back side); 1 ethernet port is available on the side of the head unit

Everything you need

Camera and Codec/CPU support, secure and ample storage, connectivity and power outlets

StyleView quality

Hospital-grade construction, ergonomic and secure

Worldwide availability

Safety certified

Entire cart and power system is certified to UL/EN/IEC 60601-1 and CAN/CSA C22.2 No. 601.1 M90. (Other country-specific certifications currently pending)

Camera shelf holds web or videoconferencing camera

Dual monitor configuration shown

Also available as single monitor and back-to-back monitor configurations

Ethernet port connectivity

Secure, auto-locking drawer system



Codec/CPU Holder

Medical-grade power cord

Large, configurable bin provides 3 USB ports, adjustable dividers and secure storage for several diagnostic devices with cables

Cart designed for neat and compact cable management



Two additional USB ports are accessible on the back side of bin for connecting additional devices



Rechargeable SLA (Sealed Lead Acid) battery provides dependable, safe and low-cost power

Visit www.ergotron.com for all StyleView Telemedicine Carts, configurations, accessories and country-specific part numbers

StyleView Telepresence Carts

(North America only)

Telepresence allows medical professionals to conduct 'virtual' patient appointments easily and cost-effectively. This capability is particularly effective for patients with physical limitations, chronic illnesses and/or transportation issues, so it's ideal for in-home care or care facilities.



Transform an existing StyleView Cart* into a low-cost telepresence cart
(Available worldwide)

Telepresence Kits let you easily convert an existing StyleView cart* for use in telepresence applications—combining the power of videoconferencing with the point-of-care benefits of StyleView. Upgrade kits include a large storage drawer (with divider and keys), travel stop, camera shelf for video/web camera, and a Codec/CPU holder. Then choose from single, dual or back-to-back monitor options.

StyleView Telepresence Upgrade Kits:

- 97-870 **SINGLE MONITOR**
- 97-871 **DUAL MONITOR**
- 97-872 **BACK-TO-BACK MONITOR**

* Cart requirements:
Non-powered / LCD pivot with 1 drawer / SV43-1310-0
SLA-battery powered / LCD pivot with 1 drawer / SV44-1311-1



SLA-battery Powered SV Telepresence Cart




Non-powered SV Telepresence Cart



Single Monitor
SV43-53E0-1 (non-powered)
SV44-53E1-1 (SLA powered)



Dual Monitor
SV43-56E0-1 (non-powered)
SV44-56E1-1 (SLA powered)



Back-to-Back Monitors
SV44-57E1-1 (SLA powered)

Mobile MediaCenter: mobility with versatility

Stretch your investment by supporting a range of projection and videoconferencing needs throughout the facility—from boardroom to the surgery center.

Neo-Flex MediaCenters feature ease of mobility, 90° display rotation, 20" (51 cm) of effortless height adjustment and 20° independent display tilt.

Optional Camera Shelf Kit (97-491-085) creates a mobile videoconferencing solution that the entire facility can easily use.



Neo-Flex Mobile MediaCenter LD

Neo-Flex Mobile MediaCenter VHD

Neo-Flex Mobile MediaCenter UHD



Part # (color)	Light Duty 24-190-085 (black)	Very Heavy Duty 24-191-085 (black)	Ultra Heavy Duty 24-192-085 (black)
Optional Accessories: Camera Shelf Kit 97-491-085 ; 660/700/800 mm Kit 97-489 ; VESA CPU Kit 97-527-009			
Typical LCD Size	27–55"	37–65"	50–70"
<small>LCD SIZE IS APPROXIMATION. DIMENSION IS DIAGONAL MEASUREMENT OF SCREEN. LCD SIZE MAY BE EXCEEDED AS LONG AS SCREEN WEIGHT DOES NOT EXCEED MAXIMUM WEIGHT CAPACITY OF THE MOUNT.</small>			
Weight Capacity	25–50 lbs (11,4–22,7 kg)	50–90 lbs (22,7–40,9 kg)	90–120 lbs (40,9–54,4 kg)
<small>Main shelf 30 lbs (13,6 kg); cable shelf 5 lbs (2,2 kg); if MMC Camera Shelf is added, display weight capacity is diminished by 3 lbs (1,4 kg); if 660/700/800 mm Accessory Kit is added the display weight capacity is diminished by 5 lbs (2,2 kg)</small>			
Lift	20" (51 cm)	20" (51 cm)	20" (51 cm)
Tilt	20°	20°	20°
Rotation	90° See website for details	90° See website for details	90° See website for details
VESA	MIS-D/E/F See website for details	MIS-D/F See website for details	MIS-D/F See website for details
Warranty	3 years	3 years	3 years

Healthy computing that brings EMR, eMAR, PACS and CPOE to the point of care



LX Sit-Stand Wall Mount Highlights

- Ultimate flexibility of monitor and keyboard positioning enhances personal interaction between the caregiver, patient and the patient's data
- 20" (51 cm) height range allows users to switch between sitting and standing positions for a healthier way to work
- Ergonomic back-tilt keyboard tray ensures wrists remain in a neutral position to increase comfort and help avoid repetitive-stress injuries
- Keyboard platform is very stable for extensive data entry and tested to be 3X more rigid than other keyboard arms
- Rotation Stop on wall mount base limits turn of extension base connection to 180°, preventing extension from contacting wall
- Secure installation — locking connections between arm, extension and base

	LX Sit-Stand Wall Mount System	LX Wall Mount System
Part # (color)	Medium CPU Holder (silver): 45-358-026 (polished aluminum) Small CPU Holder (black): 45-359-026 (polished aluminum)	Medium CPU Holder (silver): 45-247-026 (polished aluminum) Small CPU Holder (black): 45-253-026 (polished aluminum)
Includes	10" and 34" (25.4 and 86.4 cm) Wall Tracks with (2) black track covers, LX Sit-Stand Wall Mount LCD Arm, LX Sit-Stand Keyboard Arm, wrist rest, mouse holder, CPU Holder, two (2) 10" (25.4 cm) cable channels, mounting kits for hollow-wall and wall-stud installation	LX Wall Mount LCD Arm, LX Keyboard Arm, CPU Holder and 10" (25.4 cm) Wall Track, wrist rest, mouse holder, 34" (86.4 cm) Wall Track, two (2) 10" (25.4 cm) cable channels, anchor hardware kit
Typical LCD Size	≤ 42"	≤ 32"
<small>LCD SIZE IS APPROXIMATION. DIMENSION IS DIAGONAL MEASUREMENT OF SCREEN. LCD SIZE MAY BE EXCEEDED AS LONG AS SCREEN WEIGHT DOES NOT EXCEED MAXIMUM WEIGHT CAPACITY OF THE MOUNT.</small>		
Depth	Folds to 6.8" (17.3 cm)	Folds to 5.3" (13.5 cm)
Warranty	10 years	10 years

Visit ergotron.com for complete information on LX Wall Mount Systems



	LX HD Sit-Stand Wall Mount LCD Arm	LX Sit-Stand Wall Mount LCD Arm	LX Wall Mount LCD Arm	LX Sit-Stand Keyboard Arm	LX Keyboard Arm
Part # (color)	45-383-026 (polished aluminum)	45-353-026 (polished aluminum)	45-243-026 (polished aluminum)	45-354-026 (polished aluminum)	45-246-026 (polished aluminum)
Typical LCD Size	≤ 46"	≤ 42"	≤ 32"	—	—
<small>LCD SIZE IS APPROXIMATION. DIMENSION IS DIAGONAL MEASUREMENT OF SCREEN. LCD SIZE MAY BE EXCEEDED AS LONG AS SCREEN WEIGHT DOES NOT EXCEED MAXIMUM WEIGHT CAPACITY OF THE MOUNT.</small>					
Keyboard Size	—	—	—	≤ 17.7" x 7.8" (45 x 20 cm)	≤ 17.5" x 10.1" (44.5 x 25.7 cm)
Weight Capacity	14–30 lbs (6.3–13.6 kg)	5–25 lbs (2.3–11.3 kg)	5–25 lbs (2.3–11.3 kg)	≤ 5 lbs (2.2 kg)	≤ 5 lbs (2.2 kg)
Lift	20" (51 cm)	20" (51 cm)	13" (33 cm)	20" (51 cm)	13" (33 cm)
Tilt	80° ↑ 75° / ↓ 5°	75° ↑ 70° / ↓ 5°	75° ↑ 70° / ↓ 5°	When in down position, tray features a back-tilt of 5°; folds upright 90° in storage position	80°
Pan	360° Rotation Stop on wall-mount base limits turn of extension-base connection to 180°, preventing extension from contacting wall	360° Rotation Stop on wall-mount base limits turn of extension-base connection to 180°, preventing extension from contacting wall	360°	360° Rotation Stop on wall-mount base limits turn of extension-base connection to 180°, preventing extension from contacting wall	360°
Rotation	90°	360°	360°	—	—
VESA	MIS-D/E/F See website for details	75 x 75, 100 x 100, 200 x 100, 200 x 200 See website for details	MIS-D	—	—
Depth	Folds to 4.5" (11.4 cm)	Folds to 4.5" (11.4 cm)	Folds to 4.3" (10.9 cm)	Folds to 5.8" (15 cm)	Folds to 3.5" (9 cm)
Extension	≤ 33" (84 cm)	33" (85 cm)	25" (64 cm)	42" (107 cm)	35" (89 cm)
Warranty	10 years	10 years	10 years	10 years	10 years

Sit-stand ergonomics — secure, compact and enclosed

Perfect for space-constrained patient rooms

StyleView Enclosures provide a smooth vertical height adjustment and folds up into a slim, compact unit when not in use.

Sit-stand ergonomics

Move from a sitting to a standing position whenever you want. True ergonomic designs provide a healthier, more comfortable way to work.

Extreme security and stability

A keyless locking mechanism protects patient data for compliance with privacy requirements and a unique cable management system conceals and organizes the cords, making cleaning a snap! Its stable, slide-out keyboard can support extensive data entry.



Folds to less than 4" (9,7cm)

Neo-Flex Dual Monitor Wall Mount and Keyboard Wall Mount

Maximize your space! This low-profile system enhances PACS implementation by providing convenient access to digital records. Tilting dual monitors reduce glare and improve sight lines. The wall-mounted keyboard tray lets you enter data at the point of care, then folds up flat (just 5" /13 cm from wall) when not in use.



- Neo-Flex Dual Monitor Wall Mount
28-514-800 (grey & black)
- Neo-Flex Keyboard Wall Mount
45-403-062 (grey)

Neo-Flex Wall Mount Lift

Add greater range of movement to your LCD display: raise or lower it 5", pan, tilt and rotate 90°. Its slim profile makes it perfect for areas where space is at a premium.



- 60-577-195 (black)

200 Series Combo Arm

Attach your LCD and keyboard to free up space. This wall unit solution features 3-point telescoping motion, providing greater reach to bring the system to where it is needed.



- 45-230-216 (white)
- 45-230-200 (black)



StyleView Sit-Stand Enclosure



StyleView VL Enclosure

Part # (color)	60-610-062 (white) 60-610-060 (black)	60-595-062 (white)
Includes	Enclosure, velcro kit (attaches keyboard to keyboard tray), cable management wrap, antimicrobial wrist rest. Wall footprint 38.2"H x 26.6"W (97 x 67,5 cm)	Enclosure, wall plate, mounting template, vertical lift, slide-out keyboard tray, wrist rest, mouse pouch, scanner holder, internal cable management, batteries, monitor mounting hardware, wall mounting hardware, keys
Typical LCD Size	≤ 22" Maximum monitor physical dimensions 20.5" W x 13.5" H x 2.5" D (52,1 x 34,3 x 6,4 cm). Monitor depth greater than 2.5" (6,4 cm) is allowable, however screen will protrude beyond profile of unit in such cases	≤ 22" Maximum monitor physical dimensions 20.7" W x 14.7" H x 2.8" D (52,6 x 37,3 x 7 cm). Assumes VESA hole pattern is centered on the back of the display
<small>LCD SIZE IS APPROXIMATION. DIMENSION IS DIAGONAL MEASUREMENT OF SCREEN. LCD SIZE MAY BE EXCEEDED AS LONG AS SCREEN WEIGHT DOES NOT EXCEED MAXIMUM WEIGHT CAPACITY OF THE MOUNT.</small>		
Weight Capacity	12–24 lbs (5,4–10,9 kg) Listed weight capacity represents total load. Thin client device 3–10 lbs (1,4–4,5 kg); monitor 7–12,5 lbs (3,2–5,7 kg); keyboard and worksurface 0,5–1,5 lbs (0,2–0,7 kg)	8–33 lbs (3,6–14,9 kg) Listed weight capacity represents total load, including monitor and contents of keyboard tray, mouse pouch and scanner holder. Maximum load capacity: monitor pivot 18 lbs (8,2 kg); thin client device compartment 20 lbs (9,1 kg); door/worksurface 50 lbs (22,6 kg)
Lift	20" (51 cm)	9" (23 cm)
Pan	—	LCD 10° Display size may restrict motion. Keyboard 120°
VESA	MIS-D	MIS-D
Depth	3.8" (9,7 cm) closed 19.3" (48,9 cm) open	6.75" (17 cm) closed 20.6" (53 cm) open
Warranty	5 years 1-year warranty on all electronic components (excludes AA batteries)	5 years 1-year warranty on all electronic components (excludes AA batteries)

Worksurface with pull-out keyboard tray facilitates caregiver workflow



- ① Patented Constant Force™ lift-and-pivot motion technology provides premium 25" (63,5 cm) LCD height adjustment, portrait-to-landscape rotation and 30° tilt
- ② Durable, easy-to-clean exterior composed of aluminum and high-grade plastic
- ③ Integrated mouse and barcode scanner holder provide easy access
- ④ Fold-down worksurface/keyboard tray to support workflow needs. Worksurface is 22.75"W x 10.6" D (57,8 x 26,9 cm). Keyboard tray is 18.6"W x 9"D (47,2 x 22,8 cm)
- ⑤ Ergonomic back-tilt keyboard tray ensures wrists remain in a neutral position during data entry. Includes slide-out mouse tray



Mouse Tray Upgrade Kit

For older versions of the StyleView Sit-Stand Combo Arm with Worksurface
97-805-055



Scanner Shelf, VESA Attach
97-815




Thin Client Mount
80-107-200



Part # (color)	45-260-026 (polished aluminum)	45-266-026 (polished aluminum)	Medium CPU holder and wall track: 45-270-026 Small CPU holder and wall track: 45-272-026 (polished aluminum)	Medium CPU holder and wall track: 45-271-026 Small CPU holder and wall track: 45-273-026 (polished aluminum)
Includes	45-261-026 (polished aluminum) (optional) Sit-Stand Combo Arm with worksurface, wall mount bracket, track mount bracket kit, height-adjustable LCD mount, wrist rest, scanner and mouse holder, worksurface with integrated keyboard tray, VESA monitor mounting kit, cable ties	45-261-026 (polished aluminum) (optional) Sit-Stand Combo Arm, wall mount bracket, track mount bracket kit, height-adjustable LCD mount, wrist rest, scanner and mouse holder, integrated keyboard tray with left/right mouse tray, handle, VESA monitor mounting kit, cable ties	45-261-026 (polished aluminum) (optional) Sit-Stand Combo Arm with worksurface, 34" Wall Track with (2) black track covers, CPU Holder, CPU spacer, (2) 10" cable channels, CPU and Arm track mount bracket kits, Wall Track fasteners for concrete and wood, CPU direct wall mount kit, height-adjustable LCD mount, wrist rest, scanner and mouse holders, integrated keyboard tray, handle, VESA monitor mounting kit, cable ties	45-261-026 (polished aluminum) (optional) Sit-Stand Combo Arm, 34" Wall Track with (2) black track covers, CPU Holder, CPU spacer, (2) 10" cable channels, CPU and Arm track mount bracket kits, Wall Track fasteners for concrete and wood, CPU direct wall mount kit, height-adjustable LCD mount, wrist rest, scanner and mouse holders, integrated keyboard tray with left/right mouse tray, handle, VESA monitor mounting kit, cable ties
Typical LCD Size	≤ 24"	≤ 24"	≤ 24"	≤ 24"
LCD SIZE IS APPROXIMATION. DIMENSION IS DIAGONAL MEASUREMENT OF SCREEN. LCD SIZE MAY BE EXCEEDED AS LONG AS SCREEN WEIGHT DOES NOT EXCEED MAXIMUM WEIGHT CAPACITY OF THE MOUNT.				
Weight Capacity	Display 6–18 lbs (2,7–8,2 kg); keyboard, mouse and barcode scanner 4 lbs (1,8 kg) and up to 10 lbs (4,5 kg) on worksurface	Display 6–18 lbs (2,7–8,2 kg) or up to 25 lbs (11,4 kg) with tilt and lift lock out features engaged; keyboard, mouse and barcode scanner 4 lbs (1,8 kg)	Display 6–18 lbs (2,7–8,2 kg); keyboard, mouse and barcode scanner 4 lbs (1,8 kg) and up to 10 lbs (4,5 kg) on worksurface; 45-270-026: CPU 50 lbs (22,7 kg) 45-272-026: CPU 40 lbs (18 kg)	Display 6–18 lbs (2,7–8,2 kg) or up to 25 lbs (11,4 kg) with tilt and lift lock-out features engaged; keyboard, mouse and barcode scanner 4 lbs (1,8 kg); 45-271-026: CPU 50 lbs (22,7 kg) 45-273-026: CPU 40 lbs (18 kg)
Lift	LCD and keyboard adjust 20" (51 cm) in tandem with single-motion; LCD adjusts 5" (13 cm) independently; maximum LCD height adjustment 25" (64 cm)	LCD and keyboard adjust 20" (51 cm) in tandem with single-motion; LCD adjusts 5" (13 cm) independently; maximum LCD height adjustment 25" (64 cm)	LCD and keyboard adjust 20" (51 cm) in tandem with single-motion; LCD adjusts 5" (13 cm) independently; maximum LCD height adjustment 25" (64 cm)	LCD and keyboard adjust 20" (51 cm) in tandem with single-motion; LCD adjusts 5" (13 cm) independently; maximum LCD height adjustment 25" (64 cm)
Tilt	LCD 30° ↑ 25° / ↓ 5°	LCD 30° ↑ 25° / ↓ 5°	LCD 30° ↑ 25° / ↓ 5°	LCD 30° ↑ 25° / ↓ 5°
Pan	360°	360°	360°	360°
Rotation	90° Portrait to landscape screen rotation	360° Portrait to landscape screen rotation	90° Portrait to landscape screen rotation	360° Portrait to landscape screen rotation
VESA	MIS-D	MIS-D	MIS-D	MIS-D
Depth	Folds to 8" (20,3 cm)	Folds to 12" (30,5 cm)	Folds to 8" (20,3 cm)	Folds to 12" (30,5 cm)
Extension	≤ 43" (109 cm) with Extender ≤ 60" (152 cm)	≤ 39.75" (101 cm) with Extender ≤ 56.75" (144 cm)	≤ 43" (109 cm) with Extender ≤ 60" (152 cm)	≤ 39.75" (101 cm) with Extender ≤ 56.75" (144 cm)
Warranty	5 years	5 years	5 years	5 years

- ⑥ Clean, concealed and neat routing of cables through the expansive cable management system
- ⑦ Extend LCD and keyboard up to 43" (109 cm) from wall; fold equipment back out of the way when not in use. With worksurface in storage position, system depth is as little as 8" (20,3 cm). With keyboard in storage position, system depth is as little as 12" (30,5 cm)
- ⑧ Optional Extender Arm (45-261-026) increases range of motion for even greater reach



StyleView Sit-Stand Combo System with Worksurface and Extender Arm folds to 8" (20,3 cm)



StyleView Vertical Lift for high-traffic areas folds up into a slim, compact unit when not in use.



Compact ergonomics; extremely low profile

Ideal for patient rooms and high-traffic areas, StyleView Vertical Lifts give caregivers ergonomic comfort in a compact, low-profile wall mounted workstation. In a patient room setting, the pan of the keyboard and display promotes interaction, and the slide-out keyboard tray provides caregiver with comfortable data entry. Units fold up to as little as 4" (10,2 cm) deep when not in use.

Sit-Stand Vertical Lifts allow users to adjust between sitting and standing working heights. The entire system—monitor, keyboard and mouse—moves vertically 18" (46 cm) with a single, smooth motion to accommodate the heights of multiple users.



	StyleView Sit-Stand Vertical Lift Patient Room	StyleView Vertical Lift Patient Room	StyleView Sit-Stand Vertical Lift High Traffic Area	StyleView Vertical Lift High Traffic Area	Vertical Lift Auto-Retracting Keyboard Kit
Part # (color)	61-080-062 (white) 61-080-085 (black)	60-609-216 (white) 60-609-195 (black)	61-081-062 (white) 61-081-085 (black)	60-593-216 (white) 60-593-195 (black)	97-487-800 (black/white/grey), available US/CA/MX For use with Vertical Lift High Traffic models 60-593-216 and 60-593-195
Includes	Sit-stand lift chassis, monitor pivot, covers, shelf, retractable keyboard tray, slide-out mouse tray, wrist rest, mouse pouch, scanner holder	Vertical Lift, slide out panning keyboard tray, mouse pad (built into keyboard tray) wrist rest, mouse pouch, mouse and scanner holder	Sit-stand lift chassis, monitor pivot, covers, auto-retractable keyboard tray, slide-out mouse tray, wrist rest, mouse pouch	Vertical Lift, mouse pad, wrist rest, mouse pouch	Keyboard tray lift assembly, wrist rest, multiple covers (grey, black, white), Velcro and adhesive strips
Optional Accessories: Vertical CPU Holder 97-468-202 (silver); Vertical Small CPU Holder 80-063-200 (black)					
Typical LCD Size	≤ 24"	≤ 24"	≤ 24"	≤ 24"	—
<small>LCD SIZE IS APPROXIMATION. DIMENSION IS DIAGONAL MEASUREMENT OF SCREEN. LCD SIZE MAY BE EXCEEDED AS LONG AS SCREEN WEIGHT DOES NOT EXCEED MAXIMUM WEIGHT CAPACITY OF THE MOUNT.</small>					
Weight Capacity	5–30 lbs (2,2–13,6 kg)	8–33 lbs (3,6–14,3 kg)	5–30 lbs (2,2–13,6 kg)	5–30 lbs (2,3–13,6 kg)	.75–2.5 lbs (0,34–1,13 kg)
Lift	18" (46 cm)	9" (23 cm)	18" (46 cm)	9" (23 cm)	—
Tilt	10°	LCD 10° Back-tilt keyboard tray 10°	10°	LCD 10° Back-tilt keyboard tray 10°	—
Pan	LCD 50° Keyboard 120° See website for details	50° Display size may restrict motion Keyboard 120°	—	—	—
VESA	MIS-D	MIS-D	MIS-D	MIS-D	—
Depth	6" (15,2 cm)	4.5" (11,4 cm)	4" (10,2 cm)	4" (10,2 cm)	—
Extension	—	18.8" (47,9 cm)	—	12" (30,5 cm)	—
Warranty	5 years	5 years	5 years	5 years	5 years








Move large displays for optimal viewing

Get unprecedented height adjustability in an extremely low profile module. The revolutionary design of our Glide Wall Mounts lets users effortlessly raise and lower large displays by up to 18" (46 cm) and tilt the screen up to 10° to avoid glare. Similarly, our Interactive Arms let you easily lift, swing or turn displays for optimal viewing while relieving eye, neck and back strain.










Glide Wall Mount LD-X Glide Wall Mount HD Glide Wall Mount VHD

Part # (color)	61-113-085 (black)	61-061-085 (black)	61-128-085 (black)
 Typical LCD Size	27–42"	30–55"	≥ 46"
<small>LCD SIZE IS APPROXIMATION. DIMENSION IS DIAGONAL MEASUREMENT OF SCREEN. LCD SIZE MAY BE EXCEEDED AS LONG AS SCREEN WEIGHT DOES NOT EXCEED MAXIMUM WEIGHT CAPACITY OF THE MOUNT.</small>			
 Weight Capacity	12–30 lbs (5,4–13,6 kg)	20–40 lbs (9–18 kg)	45–70 lbs (20,4–32 kg)
 Lift	10" (25.4 cm)	18" (46 cm)	16" (40,6 cm)
 Tilt	10°	10°	10°
 VESA	MIS-D/E/F See website for details	MIS-E/F See website for details	MIS-D/E/F See website for details
Depth	4.3" (10,9 cm)	2" (5 cm)	2.7" (6,9 cm)
Warranty	5 years	5 years	5 years



Interactive Arm LD Interactive Arm HD Interactive Arm VHD

Part # (color)	45-361-026 (polished aluminum)	45-296-026 (polished aluminum)	45-304-026 (polished aluminum)
 Typical LCD Size	≤ 42"	30–55"	30–60+"
<small>LCD SIZE IS APPROXIMATION. DIMENSION IS DIAGONAL MEASUREMENT OF SCREEN. LCD SIZE MAY BE EXCEEDED AS LONG AS SCREEN WEIGHT DOES NOT EXCEED MAXIMUM WEIGHT CAPACITY OF THE MOUNT.</small>			
 Weight Capacity	7–25 lbs (3,2–11,3 kg)	18–40 lbs (8,2–18,2 kg)	35–70 lbs (15,9–31,8 kg)
 Lift	20" (51 cm)	20" (51 cm)	20" (51 cm)
 Tilt	75° ↑ 70° / ↓ 5°	25° ↑ 10° / ↓ 15°	20° ↑ 5° / ↓ 15°
 Pan	180°	180°	180°
 Rotation	360°	10° ← 5° / → 5°	10° ← 5° / → 5°
 VESA	75 x 75, 100 x 100, 200 x 100, 200 x 200 mm Optional VESA Bracket Adaptor Kit (97-759) can be ordered separately for MIS-F interface with hole pattern of 400 x 200, 400 x 300 or 400 x 400 mm	200 x 100 – 600 x 400 mm	200 x 100 – 600 x 400 mm
Depth	4.5" (11 cm)	5.5" (14 cm)	6.5" (16,5 cm)
Extension	17" (43 cm)	24" (61 cm)	28" (71 cm)
Warranty	5 years	5 years	5 years

Zip40 -
Charge, secure
and transport up
to 40 devices
with display sizes
≤15.6"

ONE charging system fits all!

Chromebooks • Tablets • Laptops



Zip12 -
Charge and
secure up to
12 devices with
display sizes
≤14"



Zip40 Charging Cart & Zip12 Charging Desktop Cabinet

The latest in device charging technology, Ergotron Zip Charging Systems offer ultimate versatility, flexibility and security. Charge, secure and protect a wide variety of devices – most tablet, Chromebook™, MacBook® and laptop devices.

The ability to mix and match devices ensures your charging system will meet your needs today and well into the future.

Adjustable dividers let you customize capacity:

- ✓ Standard 1.1"-wide (28 mm) slots
- ✓ Adjust slots to 1.4" (35 mm) to accommodate thicker devices with large cases
- ✓ Mix and match devices; move and remove dividers

Because the entire systems will be fully safety certified, Zip systems are a smart choice for healthcare applications.

Zip40 Highlights

Up to 30% FASTER Charging Speed

Features Ergotron's PowerShuttle® power management technology, the system efficiently charges up to 30% faster than a standard round-robin system. With just one power cord plugged into a standard wall outlet, it safely prevents overloading of electrical circuits by automatically determining the maximum number of devices that can be charged at one time.



More AGILITY

- Zip40 dual-wheel, 5" casters create a super smooth ride over a variety of flooring surfaces
- Cube-like, compact shape makes it easy to zip through tight spaces



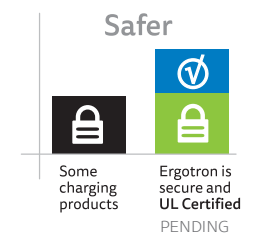
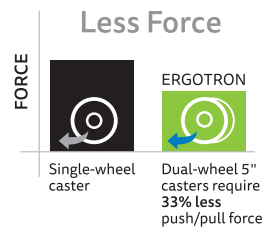
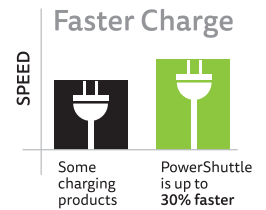
More FLEXIBILITY

- Includes external auxiliary outlet to power peripherals
- Removeable, locking rear-access door to the adapter storage area allows for easy, one-time setup and clean cable management
- Custom country-specific outlet strips include plenty of space to fit oversized wall plug or brick-style AC adapters
- Ethernet management capability also available – carts are upgradable
- Location included for installation of a Wireless Access Point (WAP not included)



More SECURITY and SAFETY

- Rugged steel construction handles rigorous use and demanding conditions
- Durable steel doors include a 3-point locking mechanism with separate key lock
- Add padlock for additional door security
- Optional security bracket kit locks cart to floor or wall



Chromebook™ • Windows® 8 • Android™ • Surface • Ultrabook™ • MacBook® • iPad®

PowerShuttle® Carts

Tablet Charging • Laptop Charging • Laptop Management



- Universal design** ✓ Accommodates up to 20 or 30 devices
 ✓ Two country-specific power strips are provided to plug-in AC adapters of varying sizes and shapes
- PowerShuttle** ✓ Innovative PowerShuttle technology automatically optimizes total charge and safely prevents overloading electrical circuits by efficiently grouping the number of devices that are charged at one time
- Safe & secure** ✓ Robust lock-and-key assembly keeps devices secure
 ✓ Rugged steel frame construction, steel front and rear doors, and molded fire-rated ABS exterior
 ✓ Entire cart is tested and certified to UL 60950 and UL 1678







Tablet Charging Wall Mount 12

Low-profile, wall mount design • Open architecture

This slim cabinet is perfect for charging and securing up to 12 tablet and Chromebook devices with up to 11.6" displays.

- Space saving: protrudes less than 6" (15.2 cm) from the wall; smooth sliding door provides easy access to devices and stays within the sleek profile
- Open architecture: compatible with a wide variety of manufacturers
- Show & Stow™ tilting tablet trays make loading and unloading devices simple
- Six-point locking bracket keeps devices safe and secure
- For user and equipment safety, the entire cabinet is tested and certified to UL 60950



	 Zip40 Charging Cart/ Zip40 Charging & Management Cart	 Zip12 Charging Desktop Cabinet	 Tablet Charging Wall Mount 12	 PowerShuttle® Tablet Charging Cart, AC	 PowerShuttle® Laptop Management & Charging Carts	
Part Number	Charging only US/CA/MX DM40-1009-1 EU DM40-1009-2 UK/IE/SG/MY/HK DM40-1009-3 AU/NZ DM40-1009-4 CN DM40-1009-5 JP DM40-1009-6	Charging & Mgmt. US/CA/MX DM40-1008-1 EU DM40-1008-2 UK/IE/SG/MY/HK DM40-1008-3 AU/NZ DM40-1008-4 CN DM40-1008-5 JP DM40-1008-6	US/CA/MX DM12-1012-1 EU DM12-1012-2 UK/IE/SG/MY/HK DM12-1012-3 AU/NZ DM12-1012-4 CN DM12-1012-5 JP DM12-1012-6	US/CA/MX DM12-1005-1 EU DM12-1005-2 UK/IE/SG/MY/HK DM12-1005-3 AU/NZ DM12-1005-4 CN DM12-1005-5 JP DM12-1005-6	US/CA/MX 24-302-085 EU 24-304-085 UK/IE/SG/MY/HK 24-303-085 AU/NZ 24-307-085 CN 24-305-085 JP 24-306-085 TH 24-423-085 KO 24-385-085	US/CA/MX 24-246-085 / 24-291-085 EU 24-250-085 / 24-295-085 UK/IE/SG/MY/HK 24-249-085 / 24-294-085 AU/NZ 24-251-085 / 24-296-085 CN 24-247-085 / 24-292-085 JP 24-248-085 / 24-293-085
Compatible Devices	Tablets, Chromebook, Ultrabook, MacBook and laptop devices with ≤ 15.6" LCD size with dimensions up to maximum 17.1"W x 11.2"H (43.4 x 28.4 cm) including case and power cord plug. <i>(Verify device dimensions for compatibility)</i>		Tablets, Chromebook or laptop devices with up to ≤ 14" LCD size with dimensions up to maximum 15.3"W x 9.7"H (38.9 x 24.6 cm) including case and power cord plug. <i>(Verify device dimensions for compatibility)</i>	Most tablets and Chromebooks up to maximum dimensions 11.4"W x 8.9"H x 1.0"D (29 x 22.6 x 2.5 cm) including case. <i>(Verify slot size for compatibility)</i>	Chromebook, Windows 8, Android, Apple & laptops	
Charge Method	Custom country-specific outlet strips include plenty of space to fit oversized wall plug or brick-style AC adapters; use adapters that come with devices			AC		
Screen Size	≤ 15.6"		≤ 14"	≤ 11.6"	< 14"	< 15.6"
# of Devices	Up to 40 with 1.1"-wide (28 mm) slots; up to 30 with 1.4"-wide (35 mm) slots		Up to 12 with 1.1"-wide (28 mm) slots; up to 8 with 1.4"-wide (35 mm) slots	12	30	20
	Full UL 60950 and UL 1678 certification (pending)		Full UL 60950 certification (pending)	Full UL 60950 certification	Full UL 60950 and UL 1678 certification	
Security	3-point locking steel doors with key lock assembly			Steel doors with 6-point key lock assembly		

Tablet Management—Charge. Sync. Secure.

2.4A charge: Made for iPad® with pre-installed 30-pin or Lightning cables


2.1A charge: Apple® iOS • Samsung Galaxy • Amazon Kindle • Google Nexus • USB devices

- Charge and sync up to 10, 16, 32 or 48 devices simultaneously
- Switch from charge to sync mode by connecting a Macintosh® or PC
- Ventilated, enclosed storage keeps tablets protected
- Steel framework with durable locking steel doors keeps tablets secure
- Tablet management carts feature a small footprint making them easy to maneuver through tight aisles and easy to store
- Accommodates most tablet cases
- Wall Mount 10 features Show & Stow™ technology; devices are presented to user when door is opened
- Individual Status Indicators (ISI) monitor charging progress of each tablet (refer to product chart below).



	Tablet Management Wall Mount 10		Tablet Management Desktop 16		Tablet Management Cart (32 or 48)		Tablet Management Station 16
	30-Pin iPad	Lightning iPad	2.1A Charge	2.4A Charge	32 Devices	48 Devices	
Part # (color)	 Pre-installed 30-Pin cables US/CA/MX DM10-1006-1 EU DM10-1006-2 UK/IE/HK/MY/SG DM10-1006-3 AU/NZ DM10-1006-4 CN DM10-1006-5 JP DM10-1006-6 (silver/black)	 Pre-installed Lightning cables US/CA/MX DM10-1007-1 EU DM10-1007-2 UK/IE/HK/MY/SG DM10-1007-3 AU/NZ DM10-1007-4 CN DM10-1007-5 JP DM10-1007-6 (silver/black)	With ISI US/CA/MX 24-327-085 EU 24-339-085 UK/IE/HK/MY/SG 24-333-085 AU/NZ 24-345-085 CN 24-351-085 JP 24-357-085 TH 24-409-085 KO 24-400-085 Without ISI US/CA/MX 24-372-085 EU 24-378-085 UK/IE 24-375-085 (black)	 With ISI / Pre-installed Lightning cables US/CA/MX DM16-1004-1 EU DM16-1004-2 UK/IE/HK/MY/SG DM16-1004-3 AU/NZ DM16-1004-4 CN DM16-1004-5 JP DM16-1004-6 (black)	 With ISI / Pre-installed Lightning cables 2.4A Charge US/CA/MX DM32-1004-1 EU DM32-1004-2 UK/IE/HK/MY/SG DM32-1004-3 AU/NZ DM32-1004-4 CN DM32-1004-5 JP DM32-1004-6 With ISI / 2.1A Charge US/CA/MX 24-328-085 EU 24-340-085 UK/IE/HK/MY/SG 24-334-085 AU/NZ 24-346-085 CN 24-352-085 JP 24-358-085 TH 24-410-085 KO 24-401-085 Without ISI / 2.1A Charge US/CA/MX 24-373-085 EU 24-379-085 UK/IE 24-376-085 (black)	 With ISI / Pre-installed Lightning cables 2.4A Charge US/CA/MX DM48-1004-1 EU DM48-1004-2 UK/IE/HK/MY/SG DM48-1004-3 AU/NZ DM48-1004-4 CN DM48-1004-5 JP DM48-1004-6 With ISI / 2.1A Charge US/CA/MX 24-329-085 EU 24-341-085 UK/SG/HK/MY/SG 24-335-085 AU/NZ 24-347-085 CN 24-353-085 JP 24-359-085 TH 24-411-085 KO 24-402-085 (black)	US/CA/MX DM16-1003-1 EU DM16-1003-2 UK/IE/SG/HK/MY DM16-1003-3 AU/NZ DM16-1003-4 CN DM16-1003-5 JP DM16-1003-6 (silver/black)
Devices	iPad, iPad2, iPad (3rd generation)	iPad Air 2, iPad Air, iPad (4th generation), iPad mini 3, iPad mini with Retina® Display, iPad mini	USB 2.1A (cables not included): Apple iOS, Samsung Galaxy, Amazon Kindle, Google Nexus, USB devices, some Android 2.4A Lightning Cables: iPad Air 2, iPad Air, iPad (4th generation), iPad mini 3, iPad mini with Retina® Display, iPad mini				Devices with USB 1.2 charging standard (See ergotron.com to verify device compatibility)
Charge Method	USB 2.4A		USB 2.4A (Lightning cables pre-installed) / USB 2.1A (cables not included)				USB 2.1A (cables not included)
Screen Size			< 10.1"				< 10.6"
# of Devices	10		16		32 or 48		16
Slot Size	7.9" x 10.9" x .9" (201 x 277 x 23 mm)		7.9" x 11.3" x .85" (201 x 288 x 22 mm)		7.9" x 11.3" x .85" (201 x 288 x 22 mm)		Variable
Sync	Yes						
	Full UL 60950 certification		Full UL 60950 certification		Full UL 60950 and UL 1678 certification		Full UL 60950 certification
Secure	Steel doors with 6-point lock assembly		Steel doors with 3-point lock assembly				No

Apple, iPad, Macintosh, iTunes and Retina are trademarks of Apple Inc., registered in the US and other countries. iPad Air, iPad mini, and Lightning are trademarks of Apple Inc.



The science behind the need to stand



The American Medical Association (AMA) agrees that sitting for extended periods of time can be bad for personal health. Their newly adopted policy recommends business organizations offer sitting alternatives, including standing desks.



A recent study published by the CDC (Centers for Disease Control) indicates adjustable sit-to-stand products are an effective solution for reducing prolonged sitting. Sit or stand, instantly, while remaining effectively engaged with your computer.

A 2010 University of Queensland, Australia study found that even when adults meet physical activity guidelines, sitting for prolonged periods can compromise metabolic health.

Sit less. Stand more. Start now!

Take a stand against metabolic illnesses linked to prolonged sitting

For more than three decades, Ergotron has designed ergonomic workstations to make computing more comfortable and better for you. Our extensive line of sit-stand workstations and desks gives computer users a much healthier and more productive way to work.

Sit-stand workstations are:

FLEXIBLE — a solution for every computer user and every computing configuration

ERGONOMIC — effortless height adjustability for sit-stand comfort; accessories also available

AFFORDABLE — many economical ways to fight "sitting disease"

WorkFit-T Sit-Stand Desktop Workstation

Invigorate your work day with this ultra simple and flexible workstation!

WorkFit-T promotes proper ergonomic positioning and inspires a healthy sit-stand work routine.

- Stable workstation sits right on top of most surfaces 24" (61 cm) deep or larger; no mounting or clamping required
- System easily lifts straight up and down to minimize intrusion into the workspace
- Ships fully assembled – no tool adjustments needed – making it easy to retrofit existing spaces



WorkFit-T arrives fully assembled and sits right on top of virtually any surface; it easily moves vertically 15" (38 cm) to provide sit-stand comfort for a broad range of users

Other popular WorkFit Sit-Stand Workstations



WorkFit-P, Platinum
24-408-227
WorkFit-P
24-383-026



WorkFit-A with Suspended Keyboard, Platinum
24-422-227
WorkFit-A, for Apple®
24-414-227



WorkFit-A with Worksurface+
Single Light Duty 24-317-026
Single Heavy Duty 24-314-026
Dual 24-316-026



WorkFit-A with Suspended Keyboard
Single Light Duty 24-390-026
Single Heavy Duty 24-391-026
Dual 24-392-026

Burn extra calories • Tone muscles • Improve posture • Ramp up your metabolism • Be more productive

 research.juststand.org

Sit-stand comfort with one simple and fluid motion



WorkFit-S

Single, Light Duty 33-342-200
Single, Heavy Duty 33-344-200
Dual 33-341-200



WorkFit-S with Worksurface+

Single, Light Duty 24-317-026
Single, Heavy Duty 24-314-026
Dual 33-349-200



WorkFit-S clamps to the front of your desk; display, keyboard and worksurface move together

LX Desk Mounts offer flexibility with independent movement of your display(s)



LX Dual Side-by-Side Arm
45-245-026



LX Dual Stacking Arm
45-248-026



LX Sit-Stand Desk Mount
LCD Arm 45-360-026
Heavy Duty LCD Arm 45-384-026



LX Desk Mount LCD Arm
45-241-026



WorkFit-LX, Sit-Stand Desk Mount System
45-405-026

LX Desk Mount LCD Arm, Tall Pole
45-295-026



The modular and flexible design of the WorkFit-LX fits almost any space while enabling personalized ergonomic positioning. It offers unparalleled range of motion, easily accommodating a user's sitting or standing position for a healthier way to work. Features 20" (51 cm) of height adjustment, 62" (157 cm) of side-to-side motion and 33" (84 cm) of extension.



Comfortable computing increases productivity. Find the calculator at

 payback.ergotron.com

WorkFit-D sit-stand desks

Improve energy and productivity by sitting and standing throughout your work day. Patented Constant Force technology allows easy height adjustment up to 20" (51 cm) and an integrated brake secures table in place.

Customize with your choice of display mount and our Underdesk Keyboard Tray (97-582-009) to fit your individual computing needs and desired workflow. WorkFit-D also features a spacious worksurface able to support up to 65 lbs (29,5 kg).



WorkFit-D Sit-Stand Desk

Light Grey 24-271-926
Walnut 24-271-927 (Americas/APAC)
Birch 24-271-928



WorkFit-PD Sit-Stand Desk

Light Grey 24-280-926
Walnut 24-280-927 (Americas/APAC)
Birch 24-280-928



WorkFit-C

Single Light Duty 24-215-085
Single Heavy Duty 24-216-085



WorkFit-C, Dual

24-214-085

Customer service and product support that's second to none



Expect a superior customer experience when you choose Ergotron. Our quality products are backed by specially trained support professionals and optional extended service programs that protect your investment and optimize your on-going product performance.

Customer care includes:

800# support line

Live 24/7 support in English; support during country hours in English, Spanish, French, Dutch, Italian, Russian, German, Greek, Mandarin and Japanese

Chat and email support

Our specialists connect with you real-time via live chat and email



Technical support

Rigorously trained technicians work with you to troubleshoot product and installation issues, manage service contracts, handle dispatching and answer/resolve warranty questions and issues

Sales support for resellers

Our field service group supports regional territory sales, and also participate in customer events with TESS (Ergotron's Traveling Equipment Solutions Showroom)

Extended Global Service Programs protect your investment and ensure optimal product performance



A wide range of extended Global Service Programs are available to provide additional support and benefits:

Site readiness

Fast, efficient equipment installation and integration

Certified technicians conduct and manage every phase of product installation (including hardware integration, adjustments, and computer installation with cable management)

Preventive maintenance and extended warranties

Optimal product performance for increased uptime

Improved asset management

Lower total cost of ownership; extended product life

Enhanced in-house product expertise

Training and transfer of technical knowledge to your internal staff

Equipment Audit and Health Assessment

Receive an accurate inventory and health assessment of all deployed Ergotron equipment and assets.

Next-Business-Day (NBD) Service Contracts

Receive NBD service from our network of certified providers to minimize equipment downtime. Various contract levels are available to meet your unique needs: Bronze, Silver, Silver+, Gold and Platinum

Annual Contracts and Planned Services

Options range from a single preventive maintenance visit to a 5-year complete service contract

Product Recycling

Ergotron encourages environmental responsibility by offering a recycling program for our (and even our competitors') products

100% satisfaction — guaranteed!

Supporting care everywhere

Enhance personal interaction • Expand reach • Improve operational efficiency



Point-of-Care and Telepresence
StyleView Carts

Charging Systems



Ergonomic
Sit-Stand Workstations



Mobile Display and
Videoconferencing
Solutions



Point-of-Care
Wall Mount Products



Display and Digital
Signage Mounts



© 2014 Ergotron, Inc. Literature made in US 870-01-012-EA rev. 02/05/15
Content is subject to change without notification
Ergotron devices are not intended to cure, treat, mitigate or prevent any disease

**Americas Sales and
Corporate Headquarters**

St. Paul, MN USA
(800) 888-8458
+1-651-681-7600
www.ergotron.com
sales@ergotron.com

EMEA Sales

Amersfoort, The Netherlands
+31 33 45 45 600
www.ergotron.com
info.eu@ergotron.com

APAC Sales

Tokyo, Japan
www.ergotron.com
apaccustomerservice@ergotron.com

Worldwide OEM Sales

www.ergotron.com
info.oem@ergotron.com

ERGOTRON®

NORTEK A Nortek Company

