



## Model NV-518A Dual Video/Audio Transceiver



### Features:

- Dual full-motion monochrome or color video and audio
- Distances up to 3,000ft (1km) when used with a passive transceiver
- Exceptional interference rejection
- Built-in transient protection and ground lifting
- Built-in brightness and sharpness controls, Power LED, and Active LED
- BNC, 1/4" Phone and RJ45 jack connections
- May be used as a repeater for one way video/audio applications
- Limited lifetime warranty

The NVT Model NV-518A Dual Video/Audio Transceiver contains one amplified receiver that allows transmission of real-time monochrome or color video and audio over Unshielded Twisted-Pair (UTP) telephone wire. An additional passive port is included allowing the support of bi-directional video, or as a second receive path up to 750ft (225m). Alternately, the ports may be combined to allow the NV-518A to function as a repeater. Baseband (composite) signals of any type are supported.

Applications include Security/Surveillance, Video Distribution, Video Conferencing, or Distance Learning.

The unparalleled interference rejection and low emissions of the Model NV-518A allow video signals to co-exist in the same wire bundle as telephone, datacom, or low-voltage power circuits. This allows the use of a shared or existing cable plant. Video signals traveling in opposite directions in the same wire bundle are limited to 1,000ft (300m) over Category 2 or 3, and 2,000ft (600m) over Category 5 or better wire.

The NV-518A comes with an RJ45 patch-cord and power supply. For rack-mounting, use the NV-518AR with the NV-RM15 rack system.

Network Video Technologies  
4005 Bohannon Drive • Menlo Park, CA 94025 • USA  
(+1) 650.462.8100 • FAX (+1) 650.326.1940  
nvt.com • www.nvt.com/email



# Model NV-518A

## Dual Video/Audio Transceiver

### Technical Specifications

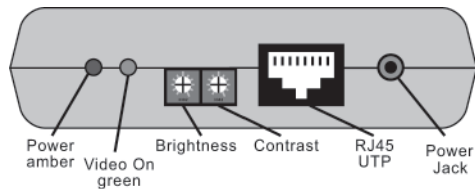
#### VIDEO

Attenuation	
DC to 5 MHz	0.5 dB typ
Common-mode / Differential-mode rejection	
15 KHz to 5 MHz	60 dB typ
Impedance	
Coax, RCA jack	75 ohms
UTP, RJ45 jack	100 ohms

#### AUDIO

Attenuation	
20 Hz to 20 KHz	1.5 dB typ
Impedance	600 ohms
Signal: Line level	+4 dBm max

#### GAIN EQUALIZATION SETTINGS



#### LED INDICATORS

Power LED	Amber
Active LED	Green
	When path "a" signal received

#### WIRE TYPE

Network Wiring	Four Unshielded Twisted Pairs
	24-16 AWG (0,5-1,31mm)
Category type	2 or better
Impedance	100 ± 20 ohms
DC loop resistance	52 ohms per 1,000ft
	(18 ohms per 100m)
Differential capacitance	19 pF/ft max
	(62 pF/m max)
Wire length	path "a" 3,000ft (1km)
	path "d" 750ft (225m)
	When connected to a passive transceiver

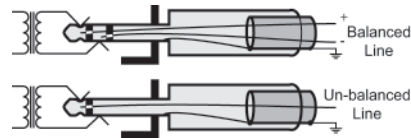
\*\*Video signals traveling in opposite directions in the same wire bundle are limited to:

1,000ft (300m) over Category 2 or 3  
 2,000ft (600m) over category 5 or better wire

#### CONNECTOR INTERFACES

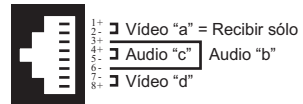
Video Female BNC jacks  
 Audio 1/4in (6mm) phone jack

Tip= "+" Ring= "-" Sleeve= no connection  
 Use either wiring:



Twisted pair interface

RJ45 non-keyed jack wired for four twisted-pairs, as shown:



3ft (0,9) RJ45 patch cord included

#### POWER

Requirement 12 to 24 VAC/DC 100mA  
 (may be delivered through an additional twisted-pair)

Coaxial low-voltage power jack, 2,1mm  
 Power transformer 12VAC, 300mA, included

#### ENVIRONMENTAL

Ambient temperature 0 to +50 °C  
 Humidity (non-condensing) 0 to 95%  
 Transient Immunity per ANSI / IEEE 587 C62.41

#### MECHANICAL

Dimensions, excluding connectors 5.75 x 3.60 x 1.15in  
 (146 x 91,4 x 29,2mm)

Weight  
 Transceiver alone 9oz (250g)  
 With transformer and patch cord 16oz (450g)

Material Gray ABS

Mounting Two 3M Dual Lock™ adhesive strips

Specifications subject to change without notice.