

DELUXE ALL-STEEL TRIPLE BRACE DOUBLE HINGE FOLDING CHAIR



STURDY



VERSATILE



RELIABLE




*The 300 Series:
Built to Last, Designed for Comfort,
Ready for Anything*



DELUXE ALL-STEEL FOLDING CHAIR SPECS


*Folds flat for easy
storage and transport!*



**Electromagnetically
Welded Seat Back**



**Dual Hinges On Both Sides
Enhance Strength and
Long-Lasting Stability**



**Three Riveted
U-Shaped Braces**



**Color Coordinated Polypropylene
Non-Marring Glides**



300 Series | Folding Chairs

DELUXE ALL-STEEL TRIPLE BRACE DOUBLE HINGE FOLDING CHAIR



Colors



Features



Electromagnetically
Welded Seat Back



18-Gauge 7/8" Round
Tubular Frame with 2 1/4"
Frame Strengthener



Powder-Coated
Frame



Three U-Shaped Double
Riveted Cross Braces



Double Hinges on Each
Side for Added Stability
and Durability



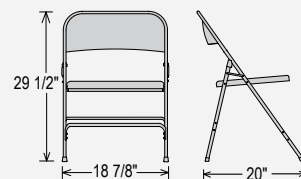
Non-Marring
Replaceable Glides
that Match Frame Color



Color Coordinated
V-Tip Plugs for
Added Stability



Seat with a Waterfall
Front for Added Comfort



DIMENSIONS:

OVERALL: 29 1/2"H X 18 7/8"W X 20"D
PRODUCT WEIGHT: 10 LBS.
FOLDED: 38"H X 18 1/4"W X 2"D
BACK: 8 1/4"H X 18 1/4"W
SEAT DIMS: 17 1/4"H X 16"W X 16"D

Available Accessories



PGC1
Ganging
Device



MGC
Ganging
Device



GL
Glides



VT
V-Tips

MODEL 84



**WEIGHT
CAPACITY**

1300 LBS

**CHAIR
CAPACITY**

84 FOLDING
CHAIRS

MODEL 42-8



**WEIGHT
CAPACITY**

1300 LBS

**CHAIR
CAPACITY**

42 FOLDING
CHAIRS

DY-35



**WEIGHT
CAPACITY**

1100 LBS

**CHAIR
CAPACITY**

35 FOLDING
CHAIRS

DY-50



**WEIGHT
CAPACITY**

1375 LBS

**CHAIR
CAPACITY**

50 FOLDING
CHAIRS