





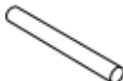











# Aberdeen® Series Personal Storage Tower Model No. APST



ASSEMBLY INSTRUCTIONS

CALL 1-800-822-8037 FOR ASSISTANCE

## PARTS LIST

Name	Part	Qty.	Spare Qty	Name	Part	Qty.	Spare Qty
<b>A</b>	 <b>REALS004</b> Wood Dowel	<b>26</b>	<b>3</b>	<b>G</b>	 <b>REALS173</b> Garment Bar	<b>1</b>	
<b>B</b>	 <b>REALS003</b> Cam Post	<b>25</b>	<b>2</b>	<b>H</b>	 <b>REALS230**</b> Cap	<b>4</b>	
<b>C</b>	 <b>REALS001</b> Cam Fastener	<b>25</b>	<b>2</b>	<b>I</b>	 <b>REALS008</b> Plate with Leveler	<b>4</b>	
<b>D</b>	 <b>REALS102**</b> Cam Sticker	<b>25</b>	<b>2</b>	<b>J</b>	 <b>REALS005</b> Ø4mm*16mm	<b>24</b>	<b>2</b>
<b>E</b>	 <b>REALS172</b> Garment Bar Support	<b>2</b>		<b>K</b>	 <b>REALS009</b> Shelf Pin	<b>24</b>	<b>3</b>
<b>F</b>	 <b>REALS017</b> Ø4mm*16mm	<b>4</b>	<b>1</b>	<b>L</b>	 <b>REALS191</b> Handle w/ Screws	<b>2</b>	
					 <b>APSTHB</b>		

Items with HB are in hardware box.

\*\*Denotes Color Code