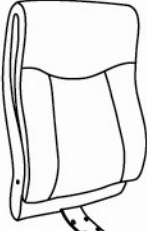

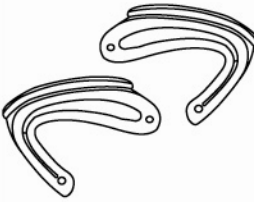
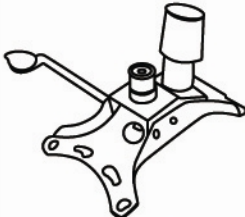







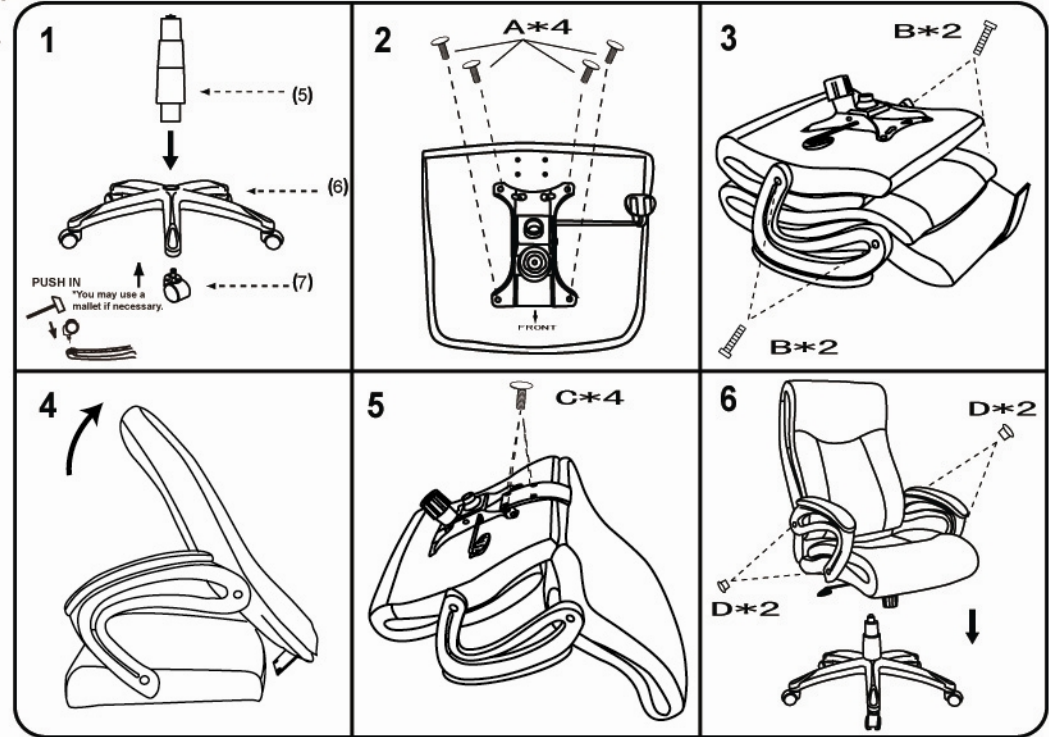


Please unscrew all hardware from cushion before assembly.
Por favor de destornillar todos los tornillos del cojín antes de ensamblar la silla.

MODEL:B8661

(1)X1	(2)X1	(3)X1 (L)X1 (R)
 BACK	 SEAT	 LARM LEFT ARM RARM RIGHT ARM
(4)X1	(5)X1	(6)X1
 MECHANISM	 GAS LIFT	 BASE
(7)X5		
 CASTERS	<p>(A)x4  M8*22 Mechanism Screw</p> <p>(B)x4  M8*55 Arm Screw</p> <p>(C)x4  M8*30 L-Bar Screw</p> <p>(D)x4  Arm Cap</p>	



Note: Please tighten all arm screws using allen key before step 6

Insert and loosely tighten all screws. When assembly is completed, fully tighten all screws before using. This chair is only intended for sitting. Any other use will void the warranty.



Customer Service Hotline: 1-800-593-1888
For further assembly instructions,
please visit our website at www.bosschair.com