

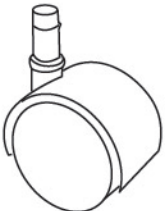
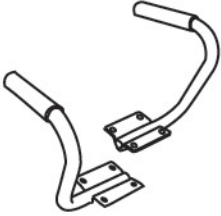


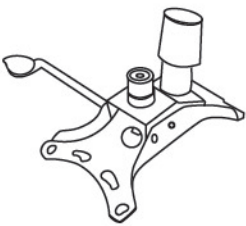



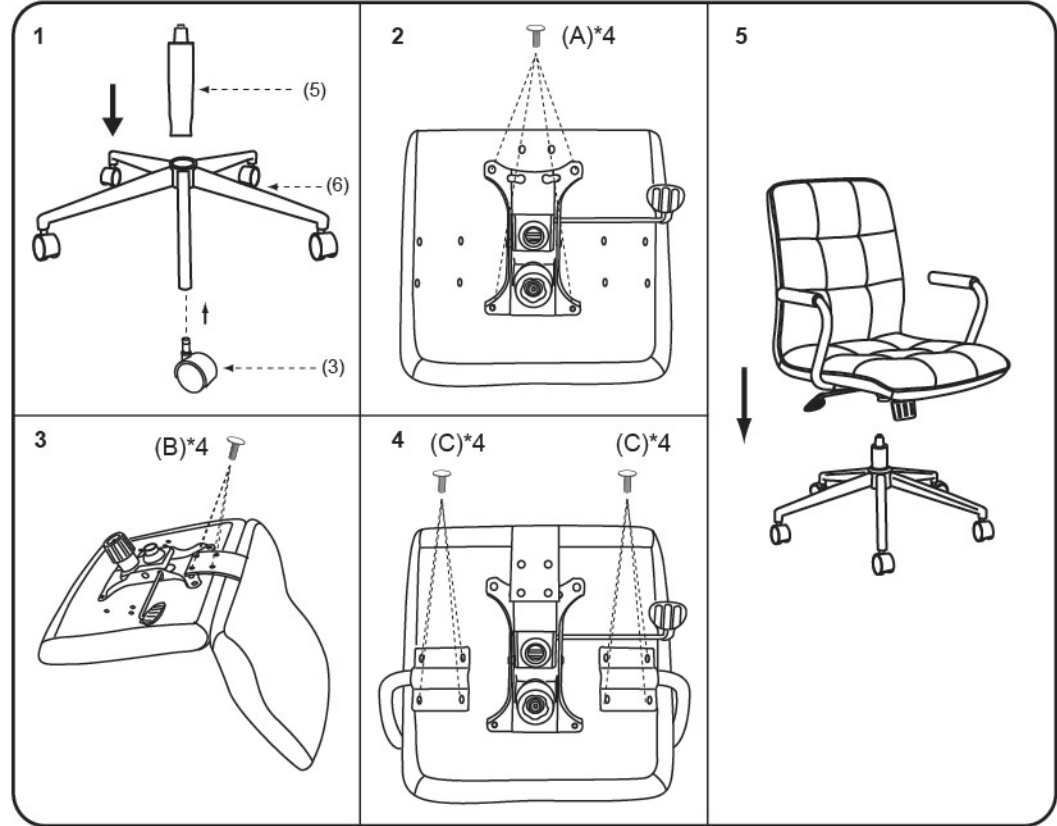


**IMPORTANT NOTICE:  
HARDWARE PACKAGE IS ATTACHED  
ON THE BOTTOM OF SEAT CUSHION.**

MODEL: B330A B331A

(1)x1  BACK	(2)x1  SEAT	(3)x5  CASTERS
(4)x1 (L)x1 (R)  LARM LEFT ARM RARM RIGHT ARM	(5)x1  GAS LIFT	(6)x1  BASE
(7)x1  MECHANISM	(A)x4  M8*22 MECHANISM SCREW	(B)x4  M8*30 L-BAR SCREW
	(C)x8  M6*22 ARM SCREW	



B330A



B331A

**Insert and loosely tighten all screws. When assembly is completed, fully tighten all screws before using. This chair is only intended for sitting. Any other use will void the warranty.**