

Latitude 3340/Latitude 3340 2-in-1

Technical Guidebook

Notes, cautions, and warnings

 **NOTE:** A NOTE indicates important information that helps you make better use of your product.

 **CAUTION:** A CAUTION indicates either potential damage to hardware or loss of data and tells you how to avoid the problem.

 **WARNING:** A WARNING indicates a potential for property damage, personal injury, or death.

Chapter 1: Views of Latitude 3340.....	5
Right.....	5
Left.....	5
Top.....	6
Display.....	6
Bottom.....	9
Service Tag.....	9
Modes.....	11
Battery charge and status light	14
Chapter 2: Specifications of Latitude 3340.....	15
Dimensions and weight.....	15
Processor.....	15
Chipset.....	16
Operating system.....	16
Memory.....	16
External ports.....	17
Internal slots.....	17
Wireless module.....	17
Audio.....	18
Storage.....	18
Keyboard.....	19
Camera.....	19
Touchpad.....	20
Power adapter.....	20
Battery.....	21
Display.....	22
Fingerprint reader.....	23
Sensor	24
GPU—Integrated.....	24
Multiple display support matrix.....	24
Hardware security.....	24
Operating and storage environment.....	25
Chapter 3: Engineering specifications.....	26
Wireless module.....	26
Realtek RTL8852BE, 2x2 MIMO, Wi-Fi 6 (WiFi 802.11ax), Bluetooth 5.3.....	26
Intel AX211, 2x2 MIMO, 2400 Mbps, 2.4/5/6 GHz, Wi-Fi 6E (WiFi 802.11ax), Bluetooth 5.3.....	27
GPU—Integrated.....	28
Intel Iris X ^e Graphics.....	28
Intel UHD Graphics.....	29
Video port and resolution matrix.....	29
Storage.....	29
M.2 2230, 256 GB, PCIe NVMe Gen4 x4, Class 35 SSD.....	29

M.2 2230, 512 GB, PCIe NVMe Gen4 x4, Class 35 SSD.....	30
M.2 2230, 1 TB, PCIe NVMe Gen4 x4, Class 35 SSD.....	31
M.2 2280, 512 GB, PCIe NVMe Gen4 x4, Class 40 SSD.....	31
M.2 2280, 1 TB, PCIe NVMe Gen4 x4, Class 40 SSD.....	32
Power adapter.....	32
Accessories.....	33
Security.....	34
Software security.....	34
Fingerprint reader.....	35
Thermal specifications	35
System management features.....	35
Dell Client Command Suite for In-Band systems management	35
Out of Band Systems Management.....	36
Chapter 4: Color, material, and finish	37
Chapter 5: Keyboard shortcuts of Latitude 3340.....	40
Chapter 6: Getting help and contacting Dell.....	42

Views of Latitude 3340

Right



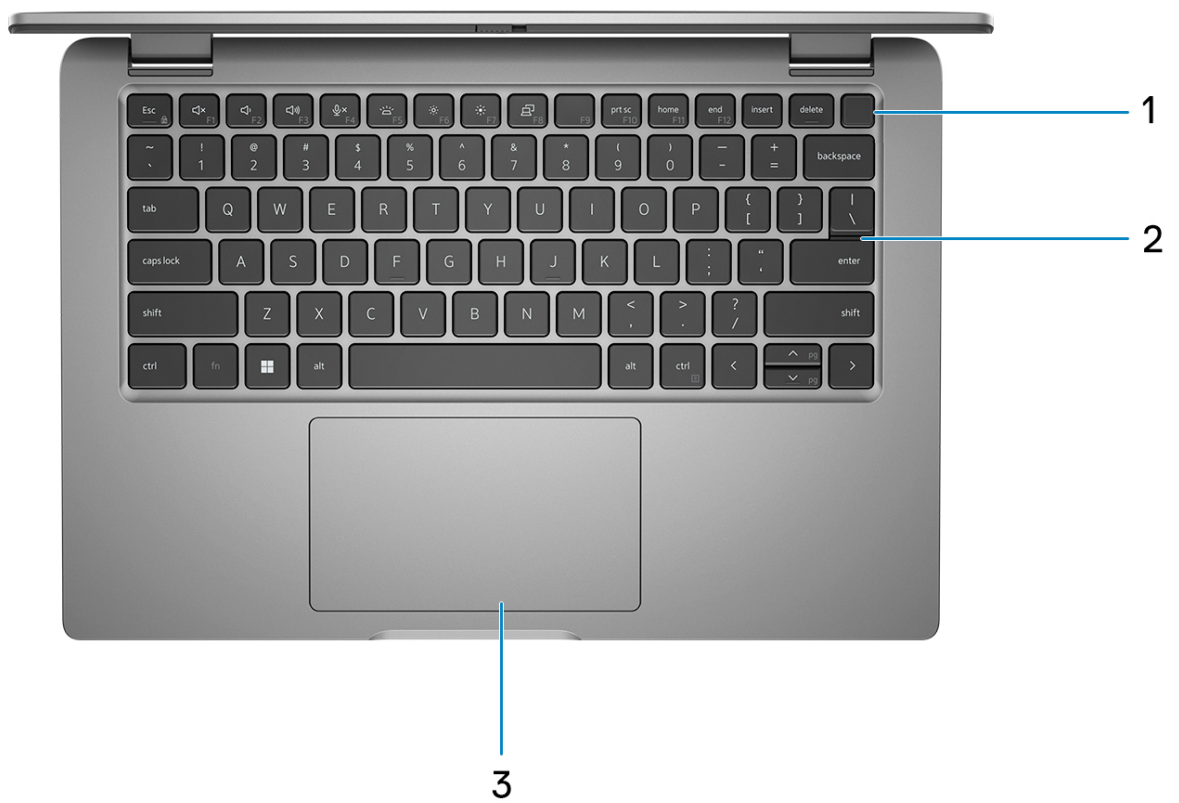
1. Universal audio port
2. USB 3.2 Gen 1 port with PowerShare
3. Wedge-shaped lock slot

Left



1. DC-in port
2. Battery-status light/Diagnostic-status light
3. HDMI 1.4 port
4. USB 3.2 Gen 1 port
5. USB 3.2 Gen 2 Type-C port with Power Delivery and DisplayPort Alt mode

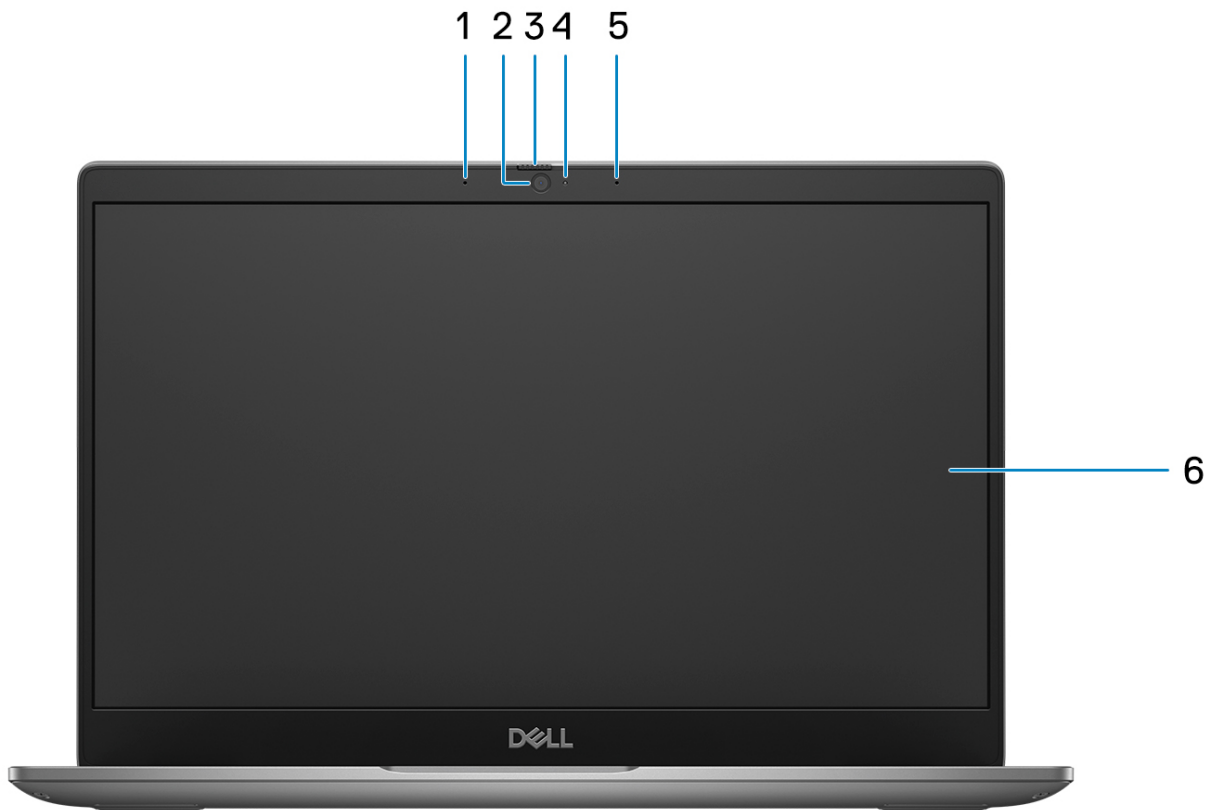
Top



1. Power button with fingerprint reader (optional)
2. Keyboard
3. Touchpad

Display

Clamshell view




1. Digital-array microphone
2. RGB Camera (HD/FHD)
3. Camera shutter
4. Camera status LED
5. Digital-array microphone
6. LCD panel

2-in-1 view



1. Digital-array microphone
2. IR emitter (optional)
3. IR camera (optional)
4. FHD RGB Camera
5. Camera shutter
6. Camera status LED
7. Digital-array microphone
8. LCD panel

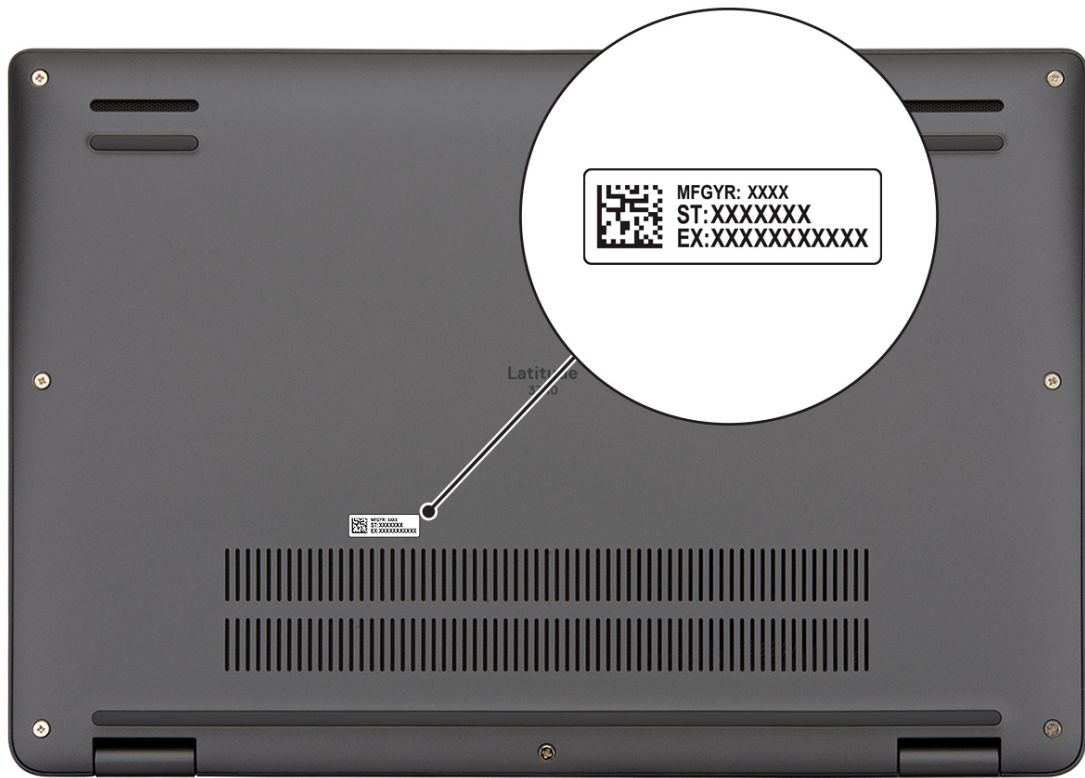
Bottom



1. Speaker mesh
2. Air vents
3. Service Tag and regulatory labels

Service Tag

The service tag is a unique alphanumeric identifier that allows Dell service technicians to identify the hardware components in your computer and access warranty information.



Modes

The following modes are applicable for your 2-in-1 computers.

Notebook



Tablet



Stand





Battery charge and status light

The following table lists the battery charge and status light behavior of your Latitude 3340.

Table 1. Battery charge and status light behavior

Power Source	LED Behavior	System Power State	Battery Charge Level
AC Adapter	Off	S0 - S5	Fully Charged
AC Adapter	Solid White	S0 - S5	< Fully Charged
Battery	Off	S0 - S5	11-100%
Battery	Solid Amber (590+/-3 nm)	S0 - S5	< 10%


- S0 (ON) - System is turned on.
- S4 (Hibernate) - The system consumes the least power compared to all other sleep states. The system is almost at an OFF state, expect for a trickle power. The context data is written to hard drive.
- S5 (OFF) - The system is in a shutdown state.

Specifications of Latitude 3340

Dimensions and weight

The following table lists the height, width, depth, and weight of your Latitude 3340.

Table 2. Dimensions and weight

Description	Clamshell values	2-in-1 values
Height:		
Front height	0.66 in. (16.79 mm)	0.66 in. (16.77 mm)
Rear height	0.73 in. (18.64 mm)	0.74 in. (18.67 mm)
Width	12.05 in. (305.96 mm)	12.05 in. (305.96 mm)
Depth	8.30 in. (210.86 mm)	8.30 in. (210.86 mm)
Weight  NOTE: The weight of your computer depends on the configuration ordered and manufacturing variability.	<ul style="list-style-type: none"> Minimum—1.25 kg (2.76 lbs) 	<ul style="list-style-type: none"> Minimum—1.35 kg (2.98 lbs)

Processor

The following table lists the details of the processors supported by your Latitude 3340.

Table 3. Processor

Description	Option one	Option two	Option three	Option four	Option five
Processor type	12 th Generation Intel Core i3-1215U	13 th Generation Intel Core i3-1315U	13 th Generation Intel Core i5-1335U	13 th Generation Intel Core i5-1345U	13 th Generation Intel Core i7-1355U
Processor wattage	15 W	15 W	15 W	15 W	15 W
Processor core count	6	6	10	10	10
Processor thread count	8	8	12	12	12
Processor speed	Up to 4.40 GHz	Up to 4.50 GHz	Up to 4.60 GHz	Up to 4.70 GHz	Up to 5 GHz
Processor cache	10 MB	10 MB	12 MB	12 MB	12 MB
Integrated graphics	Intel UHD Graphics	Intel UHD Graphics	Intel Iris X ^e Graphics	Intel Iris X ^e Graphics	Intel Iris X ^e Graphics

Chipset

The following table lists the details of the chipset supported by your Latitude 3340

Table 4. Chipset

Description	Option one	Option two
Processors	12 th Generation Intel Core i3	13 th Generation Intel Core i3/i5/i7
Chipset	Intel ADL-U (integrated with the processor)	Intel RPL-U (integrated with the processor)
DRAM bus width	Dual-channel, 64-bit	Dual-channel, 64-bit
Flash EPROM	32 MB	32 MB
PCIe bus	Up to Gen 4.0	Up to Gen 4.0

Operating system


Your Latitude 3340 supports the following operating systems:

- Windows 11 Home, 64-bit
- Windows 11 Pro, 64-bit
- Windows 11 Pro Downgrade (Windows 10 image factory installed)
- Ubuntu 22.04 LTS, 64-bit (Ubuntu OS is not offered for the Latitude 3340 2-in-1 configurations)

Memory

The following table lists the memory specifications of your Latitude 3340.

Table 5. Memory specifications

Description	Values
Memory slots	Integrated on system board  NOTE: You cannot upgrade the memory on your Latitude 3340
Memory type	Dual-channel LPDDR5
Memory speed	4800 MT/s
Maximum memory configuration	16 GB
Minimum memory configuration	8 GB
Memory size per chip	2 GB, 4 GB
Memory configurations supported	<ul style="list-style-type: none">• 8 GB, LPDDR5, 4800 MT/s• 16 GB, LPDDR5, 4800 MT/s

External ports

The following table lists the external ports of your Latitude 3340.

Table 6. External ports

Description	Values
Network port	Ethernet connection available through optional expansion module or dock
USB ports	<ul style="list-style-type: none"> One USB 3.2 Gen 2 Type-C port with Power Delivery and DisplayPort Alt mode One USB 3.2 Gen 1 port with PowerShare One USB 3.2 Gen 1 port
Audio port	One universal audio port
Video port	One HDMI 1.4 port
SIM card slot	No
Power-adaptor port	One DC-in port (4.5 mm standard plug/USB-C port)
Security-cable slot	One wedge-shaped lock slot

Internal slots

The following table lists the internal slots of your Latitude 3340.

Table 7. Internal slots

Description	Values
M.2	<ul style="list-style-type: none"> One M.2 (2280 or 2230) for solid-state drive One M.2 (2230) for WLAN, WiFi/Bluetooth <p>NOTE: To learn more about the features of different types of M.2 cards, search in the Knowledge Base Resource at www.dell.com/support.</p>


Wireless module

The following table lists the Wireless Local Area Network (WLAN) modules that are supported on your Latitude 3340.

Table 8. Wireless module specifications

Description	Option one	Option two
Model number	Intel AX211	Realtek RTL8852BE
Transfer rate	Up to 2400 Mbps	Up to 1200 Mbps
Frequency bands supported	2.4 GHz/5 GHz/6 GHz	2.4 GHz/5 GHz
Wireless standards	<ul style="list-style-type: none"> WiFi 802.11a/b/g Wi-Fi 4 (WiFi 802.11n) Wi-Fi 5 (WiFi 802.11ac) 	<ul style="list-style-type: none"> WiFi 802.11a/b/g Wi-Fi 4 (WiFi 802.11n) Wi-Fi 5 (WiFi 802.11ac)

Table 8. Wireless module specifications (continued)

Description	Option one	Option two
	<ul style="list-style-type: none"> • Wi-Fi 6E (WiFi 802.11ax) • Wi-Fi 6 (WiFi 802.11ax) 	<ul style="list-style-type: none"> • Wi-Fi 6 (WiFi 802.11ax)
Encryption	<ul style="list-style-type: none"> • 64-bit/128-bit WEP • AES-CCMP • TKIP 	<ul style="list-style-type: none"> • 64-bit/128-bit WEP • AES-CCMP • TKIP
Bluetooth wireless card	Bluetooth 5.3	Bluetooth 5.3
<p> NOTE: The version of the Bluetooth wireless card may vary depending on the operating system that is installed on your computer.</p>		

Audio

The following table lists the audio specifications of your Latitude 3340.

Table 9. Audio specifications

Description	Values	
Audio controller	Realtek ALC3204	
Stereo conversion	Supported with Waves MaxxAudio Pro	
Internal audio interface	High definition audio interface	
External audio interface	One universal audio port	
Number of speakers	Two	
Internal-speaker amplifier	Supported (audio codec integrated)	
External volume controls	Supported	
Speaker output:		
	Average speaker output	2 W x 2 = 4 W
	Peak speaker output	2.5 W x 2 = 5 W
Subwoofer output	Not supported	
Microphone	Digital-array microphones	

Storage

This section lists the storage options on your Latitude 3340.

Your Latitude 3340 supports one of the following storage configuration:

- One M.2 2230/2280 solid-state drive

Table 10. Storage specifications

Storage type	Interface type	Capacity
M.2 2230 Class 35 SSD	PCIe NVMe Gen4 x4	Up to 1 TB

Table 10. Storage specifications (continued)

Storage type	Interface type	Capacity
M.2 2280 Class 40 SSD	PCIe NVMe Gen4 x4	Up to 1 TB

Keyboard

The following table lists the keyboard specifications of your Latitude 3340.

Table 11. Keyboard specifications

Description	Values
Keyboard type	<ul style="list-style-type: none"> Standard Backlit Keyboard for clamshell Standard Non-Backlit Keyboard for clamshell Standard Backlit Keyboard for 2-in-1 Standard Non-Backlit Keyboard for 2-in-1
Keyboard layout	QWERTY
Number of keys	<ul style="list-style-type: none"> United States and Canada: 79 keys United Kingdom: 80 keys Japan: 83 keys
Keyboard size	X=18.05 mm key pitch Y=18.05 mm key pitch
Keyboard shortcuts	Some keys on your keyboard have two symbols on them. These keys can be used to type alternate characters or to perform secondary functions. To type the alternate character, press Shift and the desired key. To perform secondary functions, press Fn and the desired key. ⓘ NOTE: You can define the primary behavior of the function keys (F1–F12) changing Function Key Behavior in BIOS setup program.

Camera

The following table lists the camera specifications of your Latitude 3340.

Table 12. Camera specifications

Description	Values
Number of cameras	One
Camera type	<ul style="list-style-type: none"> HD RGB camera (for laptop configurations only) FHD RGB (for laptop and 2-in-1 configurations) FHD RGB + IR (for 2-in-1 configurations only)
Camera location	Front camera
Camera sensor type	CMOS sensor technology
Camera resolution:	
Still image	<ul style="list-style-type: none"> 0.92 megapixels (HD) 2.07 megapixels (FHD)

Table 12. Camera specifications (continued)

Description		Values
	Video	<ul style="list-style-type: none"> • 1280 x 720 (HD) at 30 fps • 1920 x 1080 (FHD) at 30 fps
Infrared camera resolution:		
	Still image	0.23 megapixel
	Video	640 x 360 at 15 fps
Diagonal viewing angle:		
	Camera	<ul style="list-style-type: none"> • 78.6 degrees (HD) • 80 degrees (FHD)
	Infrared camera	86.6 degrees

Touchpad

The following table lists the touchpad specifications of your Latitude 3340.

Table 13. Touchpad specifications

Description		Values
Touchpad resolution:		>300 dpi
Touchpad dimensions:		
	Horizontal	115 mm
	Vertical	67 mm
Touchpad gestures		For more information about touchpad gestures available on Windows, see the Microsoft knowledge base article at support.microsoft.com .


Power adapter

The following table lists the power adapter specifications of your Latitude 3340.

Table 14. Power adapter specifications

Description	Option one	Option two	Option three
Type	60 W AC adapter, USB-C	65 W AC adapter, 4.5 mm barrel	65 W AC adapter, USB-C
Connector dimensions:			
	External diameter	N/A	4.50 mm
	Internal diameter	N/A	2.90 mm
Power-adapter dimensions:			
	Height	22 mm (0.86 in.)	29 mm (1.14 in.)
	Width	55 mm (2.16 in.)	47 mm (1.85 in.)
			28 mm (1.10 in.)
			51 mm (2.01 in.)

Table 14. Power adapter specifications (continued)

Description		Option one	Option two	Option three
	Depth	66 mm (2.59 in.)	108 mm (4.25 in.)	112 mm (4.41 in.)
Weight		0.105 kg (0.231 lb)	0.22 kg (0.50 lb)	0.201 kg (0.443 lb)
Input voltage		100 VAC - 240 VAC	100 VAC - 240 VAC	100 VAC - 240 VAC
Input frequency		50 Hz - 60 Hz	50 Hz - 60 Hz	50 Hz - 60 Hz
Input current (maximum)		1.70 A	1.60 A/1.70 A	1.70 A
Output current (continuous)		<ul style="list-style-type: none"> ● 20 V/3 A ● 15 V/3 A ● 9 V/3 A ● 5 V/3 A 	3.34 A	<ul style="list-style-type: none"> ● 20 V/3.25 A ● 15 V/3 A ● 9 V/3 A ● 5 V/3 A
Rated output voltage		<ul style="list-style-type: none"> ● 20 VDC ● 15 VDC ● 9 VDC ● 5 VDC 	19.50 VDC	<ul style="list-style-type: none"> ● 20 VDC ● 15 VDC ● 9 VDC ● 5 VDC
Temperature range:				
	Operating	0°C to 40°C (32°F to 104°F)	0°C to 40°C (32°F to 104°F)	0°C to 40°C (32°F to 104°F)
	Storage	-40°C to 70°C (-40°F to 158°F)	-40°C to 70°C (-40°F to 158°F)	-40°C to 70°C (-40°F to 158°F)
 CAUTION: Operating and storage temperature ranges may differ among components, so operating or storing the device outside these ranges may impact the performance of specific components.				

Battery

The following table lists the battery specifications of your Latitude 3340.

Table 15. Battery specifications

Description		Option one	Option two	Option three	Option four
Battery type		3-cell, 42 Wh, Lithium-ion, ExpressCharge	3-cell, 54 Wh, Lithium-ion, ExpressCharge	3-cell, 42 Wh, Long Life Cycle, ExpressCharge 1.0	3-cell, 54 Wh, Long Life Cycle, ExpressCharge 1.0
Battery voltage		11.4 V	11.4 V	11.4 V	11.4 V
Battery weight (maximum)		0.19 kg	0.22 kg	0.19 kg	0.22 kg
Battery dimensions:					
	Height	5.73 mm	5.73 mm	5.73 mm	5.73 mm
	Width	263 mm	263 mm	263 mm	263 mm
	Depth	79.42 mm	79.42 mm	79.42 mm	79.42 mm
Temperature range:					

Table 15. Battery specifications (continued)

Description		Option one	Option two	Option three	Option four
	Operating	0°C to 45°C (32°F to 113°F)	0°C to 45°C (32°F to 113°F)	0°C to 45°C (32°F to 113°F)	0°C to 45°C (32°F to 113°F)
	Storage	-20°C to 60°C (-4°F to 140°F)	-20°C to 60°C (-4°F to 140°F)	-20°C to 60°C (-4°F to 140°F)	-20°C to 60°C (-4°F to 140°F)
Battery operating time		Varies depending on operating conditions and can significantly reduce under certain power-intensive conditions.	Varies depending on operating conditions and can significantly reduce under certain power-intensive conditions.	Varies depending on operating conditions and can significantly reduce under certain power-intensive conditions.	Varies depending on operating conditions and can significantly reduce under certain power-intensive conditions.
Battery charging time (approximate) i NOTE: Control the charging time, duration, start and end time, and so on using the Dell Power Manager application. For more information on the Dell Power Manager see, <i>Me and My Dell</i> on www.dell.com .		<ul style="list-style-type: none"> 0~15°C—4 hours (when the computer is off) 16~45°C—2 hours (when the computer is off) 46~50°C—3 hours (when the computer is off) 	<ul style="list-style-type: none"> 0~15°C—4 hours (when the computer is off) 16~45°C—2 hours (when the computer is off) 46~50°C—3 hours (when the computer is off) 	<ul style="list-style-type: none"> 0~15°C—4 hours (when the computer is off) 16~45°C—2 hours (when the computer is off) 46~50°C—3 hours (when the computer is off) 	<ul style="list-style-type: none"> 0~15°C—4 hours (when the computer is off) 16~45°C—2 hours (when the computer is off) 46~50°C—3 hours (when the computer is off)
Coin-cell battery		CR2032	CR2032	CR2032	CR2032
<p>⚠ CAUTION: Operating and storage temperature ranges may differ among components, so operating or storing the device outside these ranges may impact the performance of specific components.</p> <p>⚠ CAUTION: Dell recommends that you charge the battery regularly for optimal power consumption. If your battery charge is completely depleted, connect the power adapter, turn on your computer, and then restart your computer to reduce the power consumption.</p>					

Display

The following table lists the display specifications of your Latitude 3340.

Table 16. Display specifications

Description	Option one	Option two	Option three
Display type	13.3-inch, Full High Definition (FHD)	13.3-inch, Full High Definition (FHD)	13.3-inch, Full High Definition (FHD)
Touch options	No	Passive-touch, no pen support	Active-touch, Wacom with Pandora and Caspian pen support
Color	262,144	262,144	16.2M
Panel type	6 bit	6 bit	6 bit+FRC

Table 16. Display specifications (continued)

Description		Option one	Option two	Option three
Display-panel technology		Wide Viewing Angle (WVA)/In Plane Switching (IPS)	Wide Viewing Angle (WVA)/In Plane Switching (IPS)	Wide Viewing Angle (WVA)/In Plane Switching (IPS)
Display-panel dimensions (active area):				
	Height	293.76 mm	293.76 mm	293.76 mm
	Width	165.24 mm	165.24 mm	165.24 mm
	Diagonal	337.04 mm	337.04 mm	337.04 mm
Display-panel native resolution		1920 x 1080	1920 x 1080	1920 x 1080
Luminance (typical)		250 nits	250 nits	300 nits
Megapixels		0.26	0.26	16.7
Color gamut		45% (NTSC)	45% (NTSC)	72% (NTSC)
Pixels Per Inch (PPI)		166	166	166
Contrast ratio (typical)		800:1	800:1	800:1
Response time (max)		35 ms	35 ms	35 ms
Refresh rate		60 Hz	60 Hz	60 Hz
Horizontal view angle		89 +/- degrees	89 +/- degrees	85 +/- degrees
Vertical view angle		89 +/- degrees	89 +/- degrees	85 +/- degrees
Pixel pitch		0.1529 (H) x 0.1529 (V)	0.1529 (H) x 0.1529 (V)	0.1529 (H) x 0.1529 (V)
Power consumption (maximum)		3.15 W	3.15 W	3.75 W
Anti-glare vs glossy finish		Anti-glare	Anti-glare, anti-smudge	Anti-glare, anti-reflective

Fingerprint reader

The following table lists the fingerprint-reader specifications of your Latitude 3340.

NOTE: The fingerprint reader is located on the power button.

Table 17. Fingerprint reader specifications

Description	Values
Fingerprint-reader sensor technology	Trans-capacitive
Fingerprint-reader sensor resolution	500 ppi
Fingerprint-reader sensor pixel size	<ul style="list-style-type: none"> ● X: 108 ● Y: 88

Sensor

The following table lists the sensor of your Latitude 3340.

Table 18. Sensor

Sensor support
Accelerometer
Digital Compass(Magnetometer) (for 2-in-1 configurations only)
Screen rotation support (for 2-in-1 configurations only)
Accelerometer/Gyroscope (for 2-in-1 configurations only)
Fingerprint sensor

GPU—Integrated

The following table lists the specifications of the integrated Graphics Processing Unit (GPU) supported by your Latitude 3340.

Table 19. GPU—Integrated

Controller	Memory size	Processor
Intel UHD Graphics	Shared system memory	12 th /13 th Generation Intel Core i3 Processors
Intel Iris X ^e Graphics	Shared system memory	13 th Generation Intel Core i5/i7 Processors

Multiple display support matrix

The following table lists the multiple display support matrix for your Latitude 3340.

Table 20. Multiple display support matrix

Graphics Card	Direct Graphics Controller Direct Output Mode	Supported external displays with computer internal display on	Supported external displays with computer internal display off
Intel UHD Graphics	Integrated	3	4
Intel Iris X ^e Graphics	Integrated	3	4

Hardware security

The following table lists the hardware security of your Latitude 3340.

Table 21. Hardware security

Hardware security
One wedge-shaped lock slot
TPM 2.0 discrete

Table 21. Hardware security (continued)

Hardware security
FIPS 140-2 certification for TPM
TCG Certification for TPM (Trusted Computing Group)
Chassis Intrusion Detection
BIOS - TPM clear and/or system boot lock after chassis intrusion detection
RPMC (specify via SPI Flash or eRPMC)
SPI Flash Tamper Detection / Prevention Shunt Circuit

Operating and storage environment

This table lists the operating and storage specifications of your Latitude 3340.

Airborne contaminant level: G1 as defined by ISA-S71.04-1985

Table 22. Computer environment

Description	Operating	Storage
Temperature range	0°C to 35°C (32°F to 95°F)	-40°C to 65°C (-40°F to 149°F)
Relative humidity (maximum)	90% (non-condensing)	95% (non-condensing)
Vibration (maximum)*	0.66 GRMS	NA
Shock (maximum)	140 G†	NA
Altitude range	-15.2 m to 3048 m (-49.8 ft to 10000 ft)	-15.2 m to 10668 m (-49.8 ft to 35000 ft)

⚠ CAUTION: Operating and storage temperature ranges may differ among components, so operating or storing the device outside these ranges may impact the performance of specific components.

* Measured using a random vibration spectrum that simulates user environment.

† Measured using a 2 ms half-sine pulse.

Engineering specifications

Wireless module

Realtek RTL8852BE, 2x2 MIMO, Wi-Fi 6 (WiFi 802.11ax), Bluetooth 5.3

The following table lists the Realtek RTL8852BE, specifications.

Table 23. Realtek RTL8852BE specifications

Host interface	<ul style="list-style-type: none"> • Wi-Fi - PCIe • Bluetooth - USB
Network standard	IEEE 802.11a/b/g/n/ac/ax, MIMO
Wi-Fi Alliance certifications	<ul style="list-style-type: none"> • Wi-Fi certified a/b/g/n/ac/ax • WMM • WPA • WPA2 • WPA3 • Wi-Fi Direct (Windows only)
Operating frequency bands	<ul style="list-style-type: none"> • 2.4 Ghz • 5 Ghz
Data rate	<ul style="list-style-type: none"> • 2.4 GHz 40M: Up to 574 Mbps • 5 GHz 80M: Up to 1201 Mbps
Power consumption	Optimized power modes (sleep states) reduce power consumption during periods of inactivity
Authentication	<ul style="list-style-type: none"> • Open • Shared • WPA • WPA2
Client utility	Native Wi-Fi and Bluetooth Microsoft UI support
Software support	<ul style="list-style-type: none"> • Microsoft WHQL certified for Windows • Linux
Radio On/Off	Supported
Roaming	Support seamless roaming between access points
Wake on wireless	Supported
Wireless display	Native Miracast support by Windows
Wireless PAN standard	<ul style="list-style-type: none"> • Dual Mode Bluetooth 5.3 • BLE
Bluetooth data rates	Up to 3 Mbps
Bluetooth operating frequency bands	2.4 GHz

Table 23. Realtek RTL8852BE specifications (continued)

Bluetooth profiles supported	Support for Microsoft Inbox Bluetooth profiles in Windows
Bluetooth data encryption	128-bit encryption
Operating temperature	-10°C to + 70°C
Storage temperature	-40°C to +85°C

Intel AX211, 2x2 MIMO, 2400 Mbps, 2.4/5/6 GHz, Wi-Fi 6E (WiFi 802.11ax), Bluetooth 5.3

The following table lists the Intel AX211 specifications.

i **NOTE:** Wi-Fi 6 is supported in regions where Wi-Fi 6E is unavailable.

Table 24. Intel AX211 specifications

Host interface	CNVio
Network standard	IEEE 802.11a/b/g/n/ac/ax, 160 MHz channel use, MU-MIMO, new 6 GHz band
Wi-Fi Alliance certifications	Wi-Fi CERTIFIED 6, Wi-Fi CERTIFIED a/b/g/n/ac,WMM, WMM-Power Save, WPA2, WPA3, WPS, PMF,Wi-Fi Direct, Wi-Fi Agile Multiband i NOTE: Other names and brands may be claimed as the property of others.
Operating frequency bands	<ul style="list-style-type: none"> • 2.4 GHz • 5 GHz • 6 GHz
Data rate	<ul style="list-style-type: none"> • 2.4 GHz 40M: Up to 574 Mbps • 5/6 GHz 80M: Up to 1.2 Gbps • 5/6 GHz 160M: Up to 2.4 Gbps
Power consumption	Optimized power modes (sleep states) reduce power consumption during periods of inactivity
Security methods	<ul style="list-style-type: none"> • WPA2 Personal and Enterprise • WPA3
Authentication protocols	<ul style="list-style-type: none"> • 802.1X EAP-TLS • EAP-TTLS/MSCHAPv2 • PEAPv0 -MSCHAPv2 (EAP-SIM, EAP-AKA, EAP-AKA)
Encryption	<ul style="list-style-type: none"> • 64-bit and 128-bit WEP • TKIP • 128-bit AES-CCMP • 256-bit AES-GCMP
Product safety	<ul style="list-style-type: none"> • UL • C-UL • CB (IEC60950-1)
Management capabilities alerting	Support for Intel AMT
Government compliance	<ul style="list-style-type: none"> • FIPS 140-2 • FISMA
Client utility	Intel PRO/Set wireless software v22 and later

Table 24. Intel AX211 specifications (continued)



Antenna diversity	Supported
Radio On/Off	Supported
Roaming	Support seamless roaming between access points
Wake on wireless	Supported
Wireless display	Native Miracast support by Windows
Wireless PAN standard	<ul style="list-style-type: none"> • Dual Mode Bluetooth 5.3 • BLE
Bluetooth data rates	Up to 3 Mbps
Bluetooth operating frequency bands	2.4 GHz
Bluetooth profiles supported	Support for Microsoft Inbox Bluetooth profiles in Windows
Bluetooth data encryption	128-bit encryption
Bluetooth output power	Power class 1
Operating temperature	0°C to + 50°C (Full performance at shield temperatures up to 80°C)
Storage temperature	-40°C to +70°C
Humidity	Up to 90% RH non-condensing (at temperatures of 25°C to 35°C)

GPU—Integrated

Intel Iris X^e Graphics

The following table lists the Intel Iris X^e Graphics specifications.

Table 25. Intel Iris X^e Graphics specifications

Bus type	Integrated graphics  NOTE: Intel Iris X ^e Graphics uses the computers memory as video memory.
Memory type	Unified Memory Architecture (UMA)  NOTE: Requires 128-bit dual-channel memory
Memory interface	Not applicable
Processor graphics	i5/i7
Estimated maximum power consumption (TDP)	15 W, included in the CPU power
Maximum vertical refresh rate	<ul style="list-style-type: none"> • HDMI 2.1: 4096 x 2160 @ 60 Hz, 24bpp • Max Digital: 4096 x 2304 @ 60 Hz, 24bpp
Multiple display support	Up to 4 displays via DisplayPort Multi-Streaming Technology (MST)

Intel UHD Graphics

The following table lists the Intel UHD Graphics specifications.

Table 26. Intel UHD Graphics specifications

Bus type	Integrated graphics i NOTE: Intel UHD Graphics uses the computers memory as video memory.
Memory type	Unified Memory Architecture (UMA)
Memory interface	Not applicable
Processor graphics	i3
Estimated maximum power consumption (TDP)	15 W, included in the CPU power
Maximum vertical refresh rate	<ul style="list-style-type: none"> HDMI 2.1: 4096 x 2160 @ 60 Hz, 24bpp Max Digital: 4096 x 2304 @ 60 Hz, 24bpp
Multiple display support	Up to 4 displays via DisplayPort Multi-Streaming Technology (MST)

Video port and resolution matrix

The following table lists the Video port and resolution matrix of your Latitude 3340.

Table 27. Video port and resolution matrix

Port type	DP++ 1.4/HDCP 2.3 port (UMA and Discrete Graphics)	HDMI-OUT port—HDMI 1.4 (UMA Graphics)	HDMI-OUT port—HDMI 2.0 (Discrete Graphics)
Maximum resolution—single display	4096 x 2304 @ 60 Hz	4096 x 2160 @ 30 Hz	4096 x 2160 @ 60 Hz
Maximum resolution—dual MST	4096 x 2304 @ 60 Hz, 1400 x 1050 @ 60 Hz or 2880 x 1800 @ 60 Hz, 2880 x 1800 @ 60 Hz	Not applicable	Not applicable
Maximum resolution—triple MST	4096 x 2304 @ 60 Hz, 1360 x 768 @ 60 Hz, 640 x 480 @ 60 Hz or 2304 x 1440 @ 60 Hz, 2304 x 1440 @ 60 Hz, 2304 x 1440 @ 60 Hz	Not applicable	Not applicable

Storage

M.2 2230, 256 GB, PCIe NVMe Gen4 x4, Class 35 SSD

The following table lists the M.2 2230, 256 GB SSD specifications.

Table 28. 256 GB SSD specifications

Capacity	256 GB
Height (approximate)	3.5 mm (0.17 in.)
Width (approximate)	22.00 mm (0.87 in.)
Depth (approximate)	30.00 mm (1.18 in.)
Interface type	PCIe Gen4

Table 28. 256 GB SSD specifications (continued)

Speed (maximum)	64 Gb/s (up to 4 lanes)
MTTF	1.4M hours
Logical blocks	500,118,192
Power source	
Power consumption (reference only)	<ul style="list-style-type: none"> ● Idle: 5 mW (PS4) ● Active: 4 W
Environmental operating conditions (non-condensing)	
Temperature range	0°C to 70°C
Relative humidity range	10% to 90%
Op shock	1500G
Environmental non-operating conditions (non-condensing)	
Temperature range	-40°C to 70°C
Relative humidity range	5% to 95%

M.2 2230, 512 GB, PCIe NVMe Gen4 x4, Class 35 SSD

The following table lists the M.2 2230, 512 GB SSD specifications.

Table 29. 512 GB SSD specifications

Capacity	512 GB
Height (approximate)	3.5 mm (0.17 in.)
Width (approximate)	22.00 mm (0.87 in.)
Depth (approximate)	30.00 mm (1.18 in.)
Interface type	PCIe Gen4
Speed (maximum)	64 Gb/s (up to 4 lanes)
MTTF	1.4M hours
Logical blocks	1,000,215,216
Power source	
Power consumption (reference only)	<ul style="list-style-type: none"> ● Idle: 5 mW (PS4) ● Active: 4 W
Environmental operating conditions (non-condensing)	
Temperature range	0°C to 70°C
Relative humidity range	10% to 90%
Op shock	1500G
Environmental non-operating conditions (non-condensing)	
Temperature range	-40°C to 70°C
Relative humidity range	5% to 95%

M.2 2230, 1 TB, PCIe NVMe Gen4 x4, Class 35 SSD

The following table lists the M.2 2230, 1 TB SSD specifications.

Table 30. 1 TB SSD specifications

Capacity	1 TB
Height (approximate)	3.5 mm (0.17 in.)
Width (approximate)	22.00 mm (0.87 in.)
Depth (approximate)	30.00 mm (1.18 in.)
Interface type	PCIe Gen4
Speed (maximum)	64 Gb/s (up to 4 lanes)
MTBF	1.4M hours
Logical blocks	2,000,409,264
Power source	
Power consumption (reference only)	<ul style="list-style-type: none"> ● Idle: 5 mW (PS4) ● Active: 4 W
Environmental operating conditions (non-condensing)	
Temperature range	0°C to 70°C
Relative humidity range	10% to 90%
Op shock	1500G
Environmental non-operating conditions (non-condensing)	
Temperature range	-40°C to 70°C
Relative humidity range	5% to 95%

M.2 2280, 512 GB, PCIe NVMe Gen4 x4, Class 40 SSD

The following table lists the M.2 2280, 512 GB SSD specifications.

Table 31. 512 GB SSD specifications

Capacity	512 GB
Height (approximate)	2.38 mm (0.17 in.)
Width (approximate)	22.00 mm (0.87 in.)
Depth (approximate)	80.00 mm (3.15 in.)
Interface type	PCIe Gen4
Speed (maximum)	64 Gb/s (up to 4 lanes)
MTBF	1.4M hours
Logical blocks	1,000,215,216
Power source	
Power consumption (reference only)	<ul style="list-style-type: none"> ● Idle: 5 mW (PS4 - L1.2) ● Active: 5 W
Environmental operating conditions (non-condensing)	
Temperature range	0°C to 70°C

Table 31. 512 GB SSD specifications (continued)

Relative humidity range	10% to 90%
Op shock	1500G
Environmental non-operating conditions (non-condensing)	
Temperature range	-40°C to 70°C
Relative humidity range	5% to 95%

M.2 2280, 1 TB, PCIe NVMe Gen4 x4, Class 40 SSD

The following table lists the M.2 2280, 1 TB SSD specifications.

Table 32. 1 TB SSD specifications

Capacity	1 TB
Height (approximate)	2.38 mm (0.17 in.)
Width (approximate)	22.00 mm (0.87 in.)
Depth (approximate)	80.00 mm (3.15 in.)
Interface type	PCIe Gen4
Speed (maximum)	64 Gb/s (up to 4 lanes)
MTBF	1.4M hours
Logical blocks	2,000,409,264
Power source	
Power consumption (reference only)	<ul style="list-style-type: none"> Idle: 5 mW (PS4 - L1.2) Active: 5 W
Environmental operating conditions (non-condensing)	
Temperature range	0°C to 70°C
Relative humidity range	10% to 90%
Op shock	1500G
Environmental non-operating conditions (non-condensing)	
Temperature range	-40°C to 70°C
Relative humidity range	5% to 95%

Power adapter

The following table lists the power adapter specifications of your Latitude 3340.

Table 33. Power adapter specifications

Description	Values		
Type	60 W AC adapter, USB-C	65 W AC adapter, 4.5 mm barrel	65 W AC adapter, USB-C
Connector dimensions:			
External diameter	N/A	4.50 mm	N/A

Table 33. Power adapter specifications (continued)

Description		Values		
	Internal diameter	N/A	2.90 mm	N/A
	Input voltage	100 VAC - 240 VAC	100 VAC - 240 VAC	100 VAC - 240 VAC
	Input frequency	50 Hz - 60 Hz	50 Hz - 60 Hz	50 Hz - 60 Hz
	Input current (maximum)	1.70 A	1.60 A/1.70 A	1.70 A
	Output current (continuous)	<ul style="list-style-type: none"> ● 20 V/3 A ● 15 V/3 A ● 9 V/3 A ● 5 V/3 A 	3.34 A	<ul style="list-style-type: none"> ● 20 V/3.25 A ● 15 V/3 A ● 9 V/3 A ● 5 V/3 A
	Rated output voltage	<ul style="list-style-type: none"> ● 20 VDC ● 15 VDC ● 9 VDC ● 5 VDC 	19.50 VDC	<ul style="list-style-type: none"> ● 20 VDC ● 15 VDC ● 9 VDC ● 5 VDC
Temperature range				
	Operating	0°C to 40°C (32°F to 104°F)	0°C to 40°C (32°F to 104°F)	0°C to 40°C (32°F to 104°F)
	Storage	-40°C to 70°C (-40°F to 158°F)	-40°C to 70°C (-40°F to 158°F)	-40°C to 70°C (-40°F to 158°F)
Compliance				
	Erp Lot3 Tier 2 requirement	Yes	Yes	Yes
	Energy Star 8.0 compliant	Yes	Yes	Yes
	GS mark compliant	NA	NA	NA
	NCTC Anti Power Surge certification	NA	NA	NA
	NCTC Anti Lightning Strike certification	NA	NA	NA

Accessories

The following table lists the supported accessories on your Latitude 3340.

Table 34. Accessories

Accessories
<p>Audio:</p> <p>Dell Pro Stereo Headset</p>
<p>Adapters:</p> <p>Dell 7-in-1 USB-C Multiport Adapter</p>
<p>Carrying case:</p> <ul style="list-style-type: none"> ● Dell Pro Slim Backpack 15 ● Dell Pro Slim Briefcase 15

Table 34. Accessories (continued)

Accessories
Dock: Dell WD19S 130 W USB-C Dock
Mouse: Dell Mobile Wireless Mouse
Keyboard: Dell Pro Wireless Keyboard and Mouse
Monitor: <ul style="list-style-type: none"> • Dell 24 USB- C Hub Monitor • Dell 27 Monitor
Pen: Dell Active Pen
Webcam Dell Pro Webcam

Security

Software security

The following table lists the software security details of your Latitude 3340.

Table 35. Software security

Security options
McAfee Generic Build 30-day Commercial (optional)
McAfee Generic Build 30-day Commercial Japan (optional)
McAfee Generic Build 12-month Commercial
McAfee Generic Build 12-month Commercial Japan
McAfee Generic Build 36-month Commercial
McAfee Generic Build 36-month Commercial Japan
McAfee Small Business Security 30 day trial (optional)
McAfee Small Business Security 30 day trial Japan
McAfee Small Business Security 12-month (optional)
McAfee Small Business Security 12-month Japan (optional)
McAfee Small Business Security 24-month (optional)
McAfee Small Business Security 24-month Japan (optional)
McAfee Small Business Security 36-month (optional)
McAfee Small Business Security 36-month Japan (optional)

Fingerprint reader

The following table lists the fingerprint reader specifications of your Latitude 3340.

Table 36. Fingerprint reader specifications

Category	Goodix—GF5288WNC
Sensor technology	Trans-capacitive sensing
Sensor resolution	500 ppi
Sensor size	5.49 mm x 4.47 mm
Sensor pixel size	108 x 88 pixels
Dell ControlVault support	No
Dell ControlVault 3.0 support	No
Anti-spoofing	Yes
Template storage	Yes
Match on chip	Yes
FIPS 201 certified	No

Thermal specifications

The following table lists the thermal specifications of your Latitude 3340.

Table 37. Thermal specifications

Heat pipe Direct Contact design	Increase the heat capacity to improve thermal dissipation
Better system tuning/setting	Get higher performance and good user experience
Pro-OS enhanced thermal setting (Dynamic PL1)	Increases boot-up time
Linear fan control	Fan speed ramp more smoothly for better user experience, no more significant acoustic changing
DDT SSD setting	Protecting the SSD device in high temperature and worse cases to prevent blue screen of death (BSOD)
IEC 60529 ingress protection: IP5X	Dust protected

System management features

Dell commercial systems come with a number of systems management options that are include by default for In-Band management with our Dell Client Command Suite. In-Band management meaning that the Operating System is functional and the device is connected to a network so that it can be managed. The Dell Client Command Suite of tools can be leveraged individually or with a systems management console like SCCM, LANDESK, KACE, etc.

We also offer Out-of-Band management as an option. Out-of-band management is when the system does not have a functional operating system or is turned off and you still want to be able to manage the system in that state.

Dell Client Command Suite for In-Band systems management

Dell Client Command Suite is a free toolkit available for download, for all Latitude Rugged tablets at dell.com/support, that automates and streamlines systems management tasks, saving time, money, and resources. It consists of the following modules that can be used independently, or with a variety of systems management consoles such as SCCM.

Dell Client Command Suite's integration with VMware Workspace ONE Powered by AirWatch, now allows customers to manage their Dell client hardware from the cloud, using a single Workspace ONE console.

Dell Command | Deploy enables easy operating system (OS) deployment across all major OS deployment methodologies and provides numerous system-specific drivers that have been extracted and reduced to an OS-consumable state.

Dell Command | Configure is a graphical user interface (GUI) admin tool for configuring and deploying hardware settings in a pre-OS or post-OS environment, and it operates seamlessly with SCCM and Airwatch and can be self-integrated into LANDesk and KACE. Simply, this is all about the BIOS. Command | Configure allows you to remotely automate and configure over 150+ BIOS settings for a personalized user experience.

Dell Command | PowerShell Provider can do the same things as Command | Configure, but with a different method. PowerShell is a scripting language that allows customers to create a customized and dynamic configuration process.

Dell Command | Monitor is a Windows Management Instrumentation (WMI) agent that provides IT admins with an extensive inventory of the hardware and health-state data. Admins can also configure hardware remotely by using command line and scripting.

Dell Command | Power Manager (end-user tool) is a GUI-based factory-installed battery management tool that allows end users to choose the battery management methods that meet their personal preferences or work schedule without sacrificing IT's capability to control those settings with Group Policy.

Dell Command | Update (end-user tool) is factory-installed and allows admins to individually manage and automatically present and install Dell updates to the BIOS, drivers, and software. Command | Update eliminates the time-consuming hunting and pecking process of update installation.

Dell Command | Update Catalog provides searchable metadata that allows the management console to retrieve the latest system-specific updates (driver, firmware or BIOS). The updates are then delivered seamlessly to end-users using the customer's systems management infrastructure that is consuming the catalog (like SCCM).

Dell Command | vPro Out of Band console extends hardware management to systems that are offline or have an unreachable OS (Dell exclusive features).

Dell Command | Integration Suite for System Center - This suite integrates all the key components of the Client Command Suite into Microsoft System Center Configuration Manager 2012 and Current Branch versions.

Out of Band Systems Management

Intel Standard Manageability option **must be configured in our factory at the time of purchase, as it is NOT field upgradable.** It offers out-of-band management and DASH compliance (https://registry.dmtf.org/registry/results/field_initiative_name%3A%22DASH%201.0%22).

Color, material, and finish


This section details the color, material, and finish (CMF) specifications of your Latitude 3340.

For Latitude 3340—clamshell configuration



Titan Gray Satin

For Latitude 3340—2-in-1 configuration



Titan Gray Satin

Table 38. CMF specifications

A Cover (clamshell)	<ul style="list-style-type: none"> • Plastic • Molded + Painted • Titan Gray Satin, paint • Logo, PET, Platinum Silver, Die cut • 17 + /-3 GU
A Cover (2-in-1)	<ul style="list-style-type: none"> • Plastic • Molded + Painted • Titan Gray Satin, paint • Logo, PET, Platinum Silver, Die cut • 17 + /-3 GU
B Cover (clamshell)	<ul style="list-style-type: none"> • Plastic • Apollo, Resin • Molded • Fine Texture (17 um)
B Cover (2-in-1)	<ul style="list-style-type: none"> • Plastic • Apollo Dull • Molded + Painted • 10 + / -2 GU
C Cover (clamshell-palmrest)	<ul style="list-style-type: none"> • Plastic • Molded + Painted • Titan Gray Satin

Table 38. CMF specifications (continued)

	<ul style="list-style-type: none">● 17 + / -3 GU
C Cover (2-in-1-palmrest)	<ul style="list-style-type: none">● Plastic● Molded + Painted● Titan Gray Satin, paint● 17 + / -3 GU
D Cover	<ul style="list-style-type: none">● Plastic● Molded + Painted● Titan Gray Satin, paint● 17 + / -3 GU

Keyboard shortcuts of Latitude 3340

NOTE: Keyboard characters may differ depending on the keyboard language configuration. Keys used for shortcuts remain the same across all language configurations.

Some keys on your keyboard have two symbols on them. These keys can be used to type alternate characters or to perform secondary functions. The symbol shown on the lower part of the key refers to the character that is typed out when the key is pressed. If you press shift and the key, the symbol shown on the upper part of the key is typed out. For example, if you press **2**, **2** is typed out; if you press **Shift + 2**, **@** is typed out.

The keys F1-F12 at the top row of the keyboard are function keys for multi-media control, as indicated by the icon at the bottom of the key. Press the function key to invoke the task represented by the icon. For example, pressing F1 mutes the audio (refer to the table below).

However, if the function keys F1-F12 are needed for specific software applications, multi-media functionality can be disabled by pressing **Fn + Esc**. Subsequently, multi-media control can be invoked by pressing **Fn** and the respective function key. For example, mute audio by pressing **Fn + F1**.

NOTE: You can also define the primary behavior of the function keys (F1–F12) by changing **Function Key Behavior** in BIOS setup program.

Table 39. List of keyboard shortcuts


Function key	Primary behavior
F1	Mute audio
F2	Decrease volume
F3	Increase volume
F4	Mute mic
F5	Click keyboard backlight (optional). NOTE: Non-backlight keyboards have F5 function key without the backlight icon and do not support toggle keyboard backlight function. NOTE: Toggle to cycle the keyboard backlight status through off, low-backlight, and high-backlight
F6	Decrease brightness
F7	Increase brightness
F8	Switch to external display
F10	Print screen
F11	Home
F12	End

The **Fn** key is also used with selected keys on the keyboard to invoke other secondary functions.

Table 40. Secondary behavior

Function key	Secondary behavior
Fn + F1	Operating system and application specific F1 behavior
Fn + F2	Operating system and application specific F2 behavior
Fn + F3	Operating system and application specific F3 behavior
Fn + F4	Operating system and application specific F4 behavior

Table 40. Secondary behavior (continued)


Function key	Secondary behavior
Fn + F5	Operating system and application specific F5 behavior
Fn + F6	Operating system and application specific F6 behavior
Fn + F7	Operating system and application specific F7 behavior
Fn + F8	Operating system and application specific F8 behavior
Fn + F10	Operating system and application specific F10 behavior
Fn + F11	Operating system and application specific F11 behavior
Fn + F12	Operating system and application specific F12 behavior
Fn + PrtScr	Turn off/on wireless
Fn + B	Pause
Fn + Ctrl + B	Break
Fn + Insert	Sleep
Fn + S	Toggle scroll lock
Fn + H	Toggle between power and battery-status light/hard-drive activity light
Fn + R	System request
Fn + Ctrl	Open application menu
Fn + Esc	Toggle Fn-key lock
Fn + PgUp	Page up
Fn + PgDn	Page down
Fn + Home	Home
Fn + End	End
Fn + Right Ctrl	Shortcut/Secondary menu assigned to right Ctrl key
Fn + Shift + B	<p data-bbox="805 1290 1061 1321">Calls unobtrusive mode</p> <p data-bbox="805 1321 1495 1476"> NOTE:  The key sequence will call unobtrusive mode. The hotkey sequence will be disabled by default to prevent accidental actuation. You may enable through BIOS setup option. </p>

Getting help and contacting Dell

Self-help resources


You can get information and help on Dell products and services using these self-help resources:


Table 41. Self-help resources

Self-help resources	Resource location
Information about Dell products and services	www.dell.com
Tips	
Contact Support	In Windows search, type <code>Contact Support</code> , and press Enter.
Online help for operating system	www.dell.com/support/windows www.dell.com/support/linux
Access top solutions, diagnostics, drivers and downloads, and learn more about your computer through videos, manuals and documents.	Your Dell computer is uniquely identified by a Service Tag or Express Service Code. To view relevant support resources for your Dell computer, enter the Service Tag or Express Service Code at www.dell.com/support . For more information on how to find the Service Tag for your computer, see Locate the Service Tag on your computer .
Dell knowledge base articles for a variety of computer concerns	<ol style="list-style-type: none"> 1. Go to www.dell.com/support. 2. On the menu bar at the top of the Support page, select Support > Knowledge Base. 3. In the Search field on the Knowledge Base page, type the keyword, topic, or model number, and then click or tap the search icon to view the related articles.

Contacting Dell

To contact Dell for sales, technical support, or customer service issues, see www.dell.com/contactdell.

 **NOTE:** Availability varies by country/region and product, and some services may not be available in your country/region.

 **NOTE:** If you do not have an active Internet connection, you can find contact information about your purchase invoice, packing slip, bill, or Dell product catalog.