



**Lenovo ThinkSystem SE350**  
**Type 7Z46, 7D1X, and 7D27**  
**Lenovo ThinkSystem SE350 1U2N Enclosure**  
**Type 7D1R**  
**Quick Start**



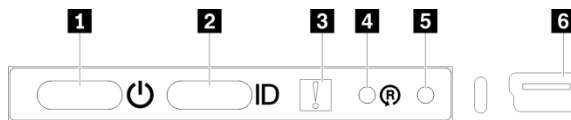
PN: SP47A46580  
 Printed in China

Your shipping box contains the following items:

- SE350
- Material box, including printed documentation

If any item is missing or damaged, contact your place of purchase. Ensure that you retain your proof of purchase and packing material. They might be required to receive warranty service.

• **Front operator panel**

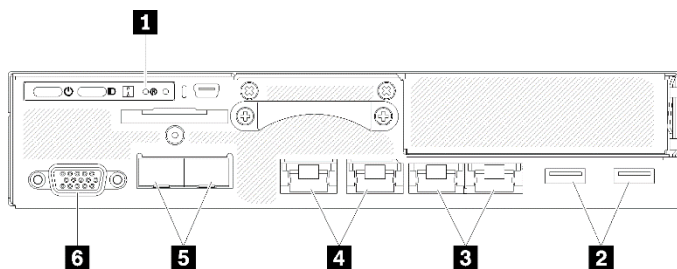


<b>1</b> Power button/LED (green)	<b>4</b> Wireless enabled LOM package reset button
<b>2</b> Identification button/LED (blue)	<b>5</b> NMI button
<b>3</b> System-error LED (yellow)	<b>6</b> XClarity Controller mini USB connector

**First glance**

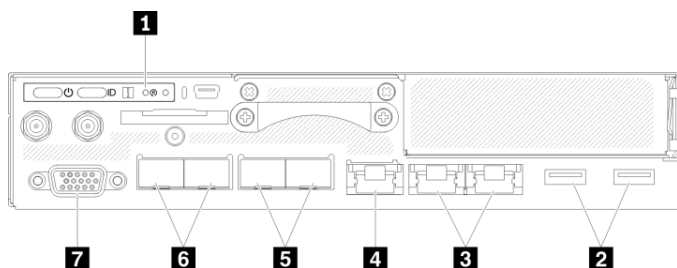
Server front view:

- **10G SFP+ LOM package**



<b>1</b> Front operator panel	<b>4</b> Shared XClarity Controller network connectors
<b>2</b> USB 3.1 Gen 1 connectors	<b>5</b> 10Gb SFP+ connectors
<b>3</b> 1Gb Ethernet connectors	<b>6</b> VGA connector

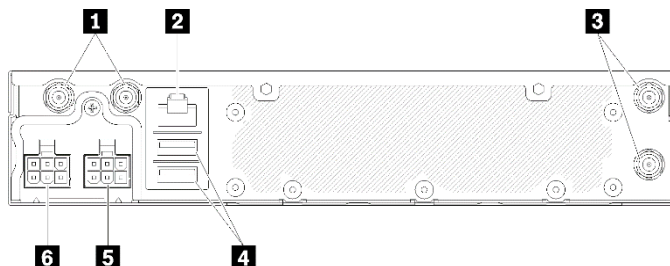
- **Wireless enabled LOM package**



<b>1</b> Front operator panel	<b>5</b> 1Gb SFP connectors
<b>2</b> USB 3.1 Gen 1 connectors	<b>6</b> 10Gb SFP+ connectors
<b>3</b> 1Gb Ethernet connectors	<b>7</b> VGA connector
<b>4</b> XClarity Controller network connector	

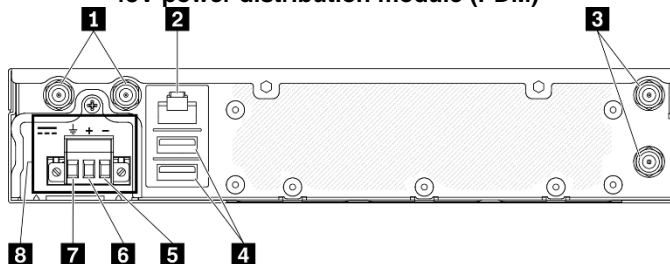
Server rear view:

- **12V power distribution module (PDM)**



<b>1</b> WLAN Antenna connectors	<b>4</b> USB 2.0 connectors
<b>2</b> RS-232 port (RJ-45)	<b>5</b> Power connector 1
<b>3</b> LTE Antenna connectors	<b>6</b> Power connector 2

- **-48V power distribution module (PDM)**



<b>1</b> WLAN Antenna connectors	<b>5</b> Vin- terminal
<b>2</b> RS-232 port (RJ-45)	<b>6</b> Vin+ terminal
<b>3</b> LTE Antenna connectors	<b>7</b> GND terminal
<b>4</b> USB 2.0 connectors	<b>8</b> Power connector

**Note:** Depending on the configuration, the illustrations above might differ slightly from your server.

Antenna connectors are available on wireless enabled model only

Reduce | Reuse | Recycle



## Setting up the System

1. Install the required server components.
2. Refer to the following guides according to your request.
  - Rail Installation Guide
  - Booked-Stand Configuration Installation Guide
  - DIN Rail Configuration Installation Guide
  - Wall-mounted Configuration Installation Guide
3. Connect the cables.
4. Refer to the relevant documentations to activate your server.
5. Turn on the server.
6. Connect the server to the network.
7. Configure the server.

For detailed information about installing hardware options and configuring the system, see the following website:

<https://thinksystem.lenovofiles.com/help/topic/SE350/introduction.html>



## Technical specifications

### Dimensions and weight

- Height: 43.2 mm (1.7 inches)
- Width: 209.0 mm (8.2 inches)
- Depth: 376.1 mm (14.8 inches)
- Weight (depending upon configuration):
  - Maximum: 3.6 kg (7.9 lbs)

### Processor

Your server comes with one Intel® Xeon® processor D-2100 product family.











### Memory

- Minimum: 8 GB
- Maximum: 256 GB
- DIMM types:
  - PC4-21300 (single-rank, dual-rank), 2666 MT/s, error correcting code (ECC), double-data-rate 4 (DDR4) registered DIMM (RDIMM)
  - PC4-21300 (quad-rank), 2666 MT/s, error correcting code (ECC), double-data-rate 4 (DDR4) load reduced DIMM (LRDIMM)
- Slots: Four DIMM slots

### Storage

- Supports up to two M.2 SATA/NVMe Data adapters
- One M.2 Single/Dual Boot adapter

## Where to go for support

Link	QR Code
 Lenovo Press (Product guides and white papers) <a href="https://lenovopress.com/">https://lenovopress.com/</a>	
 Lenovo Datacenter Systems Forums <a href="https://forums.lenovo.com/t5/Datacenter-Systems/ct-p/sv_eg">https://forums.lenovo.com/t5/Datacenter-Systems/ct-p/sv_eg</a>	
 Lenovo Support – SE350 (including drivers and software) <a href="https://support.lenovo.com/p/servers/se350">https://support.lenovo.com/p/servers/se350</a>	
 Lenovo Product Security Advisories <a href="http://support.lenovo.com/us/en/product_security/home">http://support.lenovo.com/us/en/product_security/home</a>	
 Lenovo Server Proven (Compatibility information) <a href="https://static.lenovo.com/us/en/serverproven/index.shtml">https://static.lenovo.com/us/en/serverproven/index.shtml</a>	

Third Edition (January 2021)

© Copyright Lenovo 2021.

LIMITED AND RESTRICTED RIGHTS NOTICE: If data or software is delivered pursuant to a General Services Administration (GSA) contract, use, reproduction, or disclosure is subject to restrictions set forth in Contract No. GS-35F-05925.