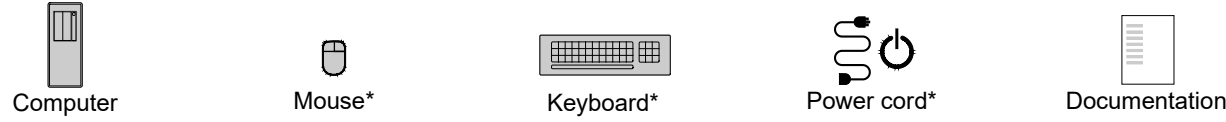


Unpack

* Available on some models



Note: Your computer might not come with a Windows® recovery disc set or USB key. To restore the Microsoft® Windows operating system, see the recovery information in the *User Guide*. See "Accessing your *User Guide*" later in this document for additional information.

Read this documentation before using your computer



This documentation provides critical safety and regulatory information for Lenovo computers.

Safety information



Laser compliance statement

CAUTION:

When laser products (such as CD-ROMs, DVD drives, fiber optic devices, or transmitters) are installed, note the following:

- Do not remove the covers. Removing the covers of the laser product could result in exposure to hazardous laser radiation. There are no serviceable parts inside the device.
- Use of controls or adjustments or performance of procedures other than those specified herein might result in hazardous radiation exposure.

DANGER

Some laser products contain an embedded Class 3A or Class 3B laser diode. Note the following:

Laser radiation when open. Do not stare into the beam, do not view directly with optical instruments, and avoid direct exposure to the beam.

Plastic bag notice

DANGER

Plastic bags can be dangerous. Keep plastic bags away from babies and children to avoid danger of suffocation.

Lithium coin-cell battery notice



DANGER

Danger of explosion if battery is incorrectly replaced.

When replacing the lithium coin-cell battery, use only the same type or equivalent type that is recommended by the manufacturer. The battery contains lithium and can explode if not properly used, handled, or disposed of. Swallowing the lithium coin-cell battery will cause choking or severe internal burns in just two hours and might even result in death. Keep batteries away from children. If the lithium coin-cell battery is swallowed or placed inside any part of the body, seek medical care immediately.

Do not:

- Throw or immerse into water
- Heat to more than 100°C (212°F)
- Repair or disassemble

- Leave in an extremely low air pressure environment
- Leave in an extremely high-temperature environment
- Crush, puncture, cut, or incinerate

Dispose of the battery as required by local ordinances or regulations.

The following statement applies to users in the state of California, U.S.A.

California Perchlorate Information:

Products containing manganese dioxide lithium coin-cell batteries may contain perchlorate.

Perchlorate Material - special handling may apply, See <https://www.dtsc.ca.gov/hazardouswaste/perchlorate/>

Using earphones, headphones, or a headset

- If your computer has both a headphone connector and an audio line-out connector, always use the headphone connector for earphones, headphones, or a headset. However, the headphone connector does not support the microphone of the headset.
- If your computer has both a headset connector and an audio line-out connector, always use the headset connector for earphones, headphones, or a headset.



CAUTION:

Excessive sound pressure from earphones and headphones can cause hearing loss. Adjustment of

the equalizer to maximum increases the earphone and headphone output voltage and the sound pressure level. Therefore, to protect your hearing, adjust the equalizer to an appropriate level.

Excessive use of headphones or earphones for a long period of time at high volume can be dangerous if the output of the headphone or earphone connectors do not comply with specifications of EN 50332-2. The headphone output connector of your computer complies with EN 50332-2 Sub clause 7. This specification limits the computer's maximum wide band true RMS output voltage to 150 mV. To help protect against hearing loss, ensure that the headphones or earphones you use also comply with EN 50332-2 (Clause 7 Limits) or a wide band characteristic voltage of 75 mV. Using headphones that do not comply with EN 50332-2 can be dangerous due to excessive sound pressure levels.

If your Lenovo computer came with headphones or earphones in the package, as a set, the combination of the headphones or earphones and the computer already complies with the specifications of EN 50332-1. If different headphones or earphones are used, ensure that they comply with EN 50332-1 (Clause 6.5 Limitation Values). Using headphones that do not comply with EN 50332-1 can be dangerous due to excessive sound pressure levels.

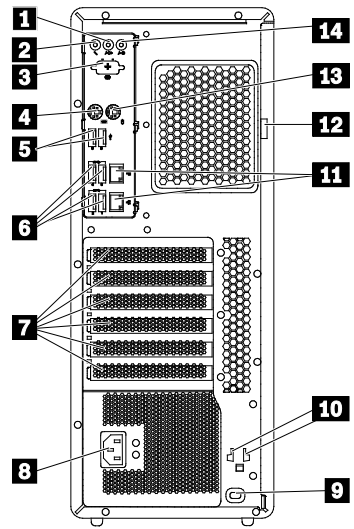
Connector locations

Note: The locations of the connectors, controls, and indicators on your computer might be slightly different from the illustrations.

* Available on some models

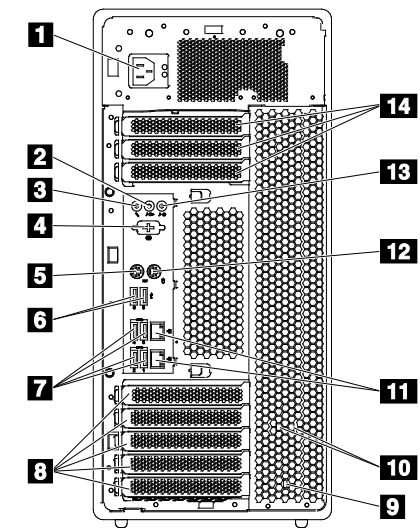
P720, rear view

- Audio line-out connector
- Microphone connector
- Serial connector*
- PS/2 keyboard connector
- USB 2.0 connectors (2)
- USB 3.0 connectors (4)
- PCI/PCIe card area (different cards provide different connectors)
- Power-cord connector
- Security-lock slot
- Key-nest slots
- Ethernet connectors (2)
- Padlock loop
- PS/2 mouse connector
- Audio line-in connector



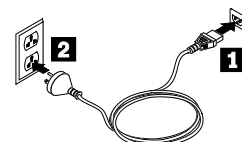
P920, rear view

- Power-cord connector
- Audio line-out connector
- Microphone connector
- Serial connector*
- PS/2 keyboard connector
- USB 2.0 connectors (2)
- USB 3.0 connectors (4)
- PCIe card area (different cards provide different connectors)
- Security-lock slot
- Key-nest slots
- Ethernet connectors (2)
- PS/2 mouse connector
- Audio line-in connector
- PCIe card area (different cards provide different connectors)



Initial setup instructions

- Connect the cable from your monitor to an appropriate connector on the graphics card installed in the computer.
- Connect the keyboard cable and the mouse cable to the appropriate connector respectively (PS/2 or USB).
- If you will be using a wired network connection, connect the Ethernet cable to the Ethernet connector.
- Connect the power cord to the power-cord connector on the computer first and then connect it to a properly-grounded electrical outlet.



Ensure that all power cord connectors are securely and completely plugged into receptacles.

- Press the power button on the front of your computer.
- Follow the on-screen instructions to complete the setup.

For additional information about using your computer, refer to the *User Guide* for your computer.

Accessing your User Guide

- Go to <https://support.lenovo.com>.
- Select your product, and then click **Knowledge Base & Guides**.
- Click **User Guides**.

Service, support, and warranty information

The following information describes the technical support that is available for your product during the warranty period and throughout the life of your product. Online technical support is available throughout the lifetime of your product at: <https://support.lenovo.com>

If you purchased Lenovo services, refer to the following terms and conditions for detailed information:

- For **Lenovo Warranty Service Upgrades or Extensions**, go to: <https://support.lenovo.com/lwsu>
- For **Lenovo Accidental Damage Protection Services**, go to: <https://support.lenovo.com/ladps>

Warranty information

Lenovo provides a warranty period for your computer. To check the warranty status of your computer, go to <https://www.lenovo.com/warranty-status>, and then follow the instructions on the screen.

Your computer is covered by the terms of the Lenovo Limited Warranty (LLW), version L505-0010-02 08/2011. Read the LLW at https://www.lenovo.com/warranty/llw_02. You can view the LLW in a number of languages from this Web site.

Customer Replaceable Units

Customer Replaceable Units (CRUs) are parts that can be upgraded or replaced by the customer. To view the instructions on replacing the CRUs, see the respective section in the *User Guide*. See "Accessing your *User Guide*" for additional information.

The following table lists the CRUs for your computer.

Note: Depending on your computer model, some hardware parts might not be available.

Self-service CRUs	Optional-service CRUs
<ul style="list-style-type: none"> Computer cover Cover presence switch Direct cooling air baffle (for ThinkStation P920) Flex module Front-access storage enclosure Front fan assembly Hard disk drive Keyboard Mouse Multi-drive conversion kit Multi-function brackets (for ThinkStation P920) Optical drive 	<ul style="list-style-type: none"> Coin-cell battery M.2 solid-state drive heat sink M.2 solid-state drive holder M.2 solid-state drive holder Memory air baffle (For ThinkStation P720) Memory module Wi-Fi adapter card Wi-Fi antenna Wi-Fi card module

Self-service CRUs	Optional-service CRUs
<ul style="list-style-type: none"> Flex-bay bracket (for ThinkStation P720) Peripheral Component Interconnect (PCI) or PCI Express (PCIe) card PCI/PCIe card retainer Power supply assembly Rear fan assembly Slim-optical-drive adapter Solid-state drive Storage drive bracket Super capacitor module 	

Worldwide telephone technical support

This section lists Lenovo Support telephone numbers. If you cannot find the support telephone number for your country or region, contact your Lenovo reseller or Lenovo marketing representative.

Before contacting a Lenovo technical support representative, have the following information available: model and serial number, the exact wording of any error message, and a description of the problem.

Important: Telephone numbers are subject to change without notice. The most up-to-date telephone list for the Customer Support Center is always available at: <https://pcsupport.lenovo.com/supportphonenumberlist>

Country or region	Telephone number
Algeria	+33 6 7348 1739 (French, Spanish)
Anguilla	1-800-426-7378 (English)
Antigua and Barbuda	1-800-426-7378 (English)
Argentina	0800-666-0011 0800-266-1583 (Spanish, English)
Armenia	0-60690077 (Standard charges apply) (Russian, English)
Australia	1800 041 267 (English)
Austria	0810-100-654 (German)
Bahamas	1-800-426-7378 (English)
Bahrain	Kanoo IT: 00 973 1771 1722 Bahrain Business Machine LLC: 00 973 1758 4302 (Arabic, English)
Bangladesh	AWSP Flora Limited: 70-200-6853 88-0171-000-0000 (Mobile) Email: hasan_reaz@globalbrand.com.bd
Belarus	8-256400184 (Standard charges apply) (Russian, English)

Country or region	Telephone number
Belgium	02-339-36-11 (Warranty service and support) (Dutch, French)
Bermuda	1-800-426-7378 (English)
Bolivia	0800-10-0189 (Spanish)
Brazil	Calls made from within the Sao Paulo region: 11-3889-8986 Calls made from outside the Sao Paulo region: 0800-701-4815 (Portuguese)
Brunei Darussalam	Dial 800-1111, and then dial 866-273-5446 (Bahasa Melayu, English)
Canada	1-800-565-3344 (English, French)
Cayman Islands	1-800-426-7378 (English)
Chile	800-361-213 (Spanish)
Colombia	01-800-011-0227 01-800-912-3021 (Spanish)
Costa Rica	0-800-011-1029 (Spanish)
Croatia	385-1-3033-120 (Hrvatski)
Cyprus	800-92537 (Greek)
Czech Republic	800-353-637 (Czech)
Denmark	7010-5150 (Warranty service and support) (Danish)
Dominican Republic	1-866-434-2080 (Spanish)



Country or region	Telephone number
Ecuador	1-800-426911-OPCION 4 (Spanish)
Egypt	Primary: 0800-0000-850 Secondary: 0800-0000-744 (Arabic, English)
El Salvador	800-6264 (English)
Estonia	372-66-00-800 (Estonian, Russian, English)
Finland	358-800-1-4260 (Warranty service and support) (Finnish)
France	Hardware: 0810-631-213 (Warranty service and support) (French)
Georgia	995-706-777-826 (Standard charges apply) (Russian, English)
Germany	0800-500-4618 (Gebührenfrei) (Garantieservice und Support) (German)
Greece	Contact the nearest Lenovo Business Partner
Grenada	1-800-426-7378 (English)
Guatemala	Dial 999-9190, wait for operator, and request to reach 877-404-9661 (Spanish)
Honduras	800-0123 (Spanish)
Hong Kong	(852) 3516-8977 (Cantonese, English, Mandarin)
Hungary	+ 36-13-825-716 (English, Hungarian)
India	(Primary) 1800-419-4666 (Tata) (Secondary) 1800-3000-8465 (Reliance) Email: commercialts@lenovo.com (English, Hindi)
Indonesia	1-803-442-425 62 213-002-1090 (Standard charges apply) (English, Bahasa Indonesia)
Ireland	1-881-1444 (Warranty service and support) (English)
Israel	972-3-9142-800 (Hebrew, English)
Italy	39-800-820-094 (Warranty service and support) (Italian)
Jamaica	1-800-426-7378 (English)
Japan	0120-000-817 (Japanese, English)
Jordan	Jordan Business Systems: 00-962-6-500-0999 Ext 713/127 General Computer & Electronic (GCE): 00-962-6-551-3879 (Arabic, English)
Kazakhstan	77-273-231-427 (Standard charges apply) (Russian, English)
Kenya	080-0733-256 (English)
Korea	1670-0088 (Standard charges apply)
Kuwait	Easa Hussain Al Yousifi: 00-965-2244-5280 AM, KHORAFI: 00-965-2200-1100 1127 Khorafi Business Machines (KBM): 00-965-2259-4611 Diyar United Company: 00-965-4378-383 Redington Kuwait: 00-965-2433-3203; 2545-6250 / 2545-6251 (Arabic, English)
Latvia	371-6707-360 (Latvian, Russian, English)
Lebanon	Quantech: 00-961-1999-500 Computer Business Machine (CBM): 00-961-1680-180 El Haceb S.A.L.: 00-961-1771-300 (Arabic, English, French)
Libyan Arab Jamahiriya	33-6-7348-1739 (French, English)
Lithuania	370 5278 6602 (Lithuanian, Russian, English)
Luxembourg	352-360-385-343 (French)
Macao	0800-807 / (852) 3071-3559 (Cantonese, English, Mandarin)
Macedonia	389-2309-625 (Macedonian)
Mainland China	Technical Support Line: 400-100-6000 (Mandarin)
Malaysia	1-800-88-0013 03-7724-8023 (Standard charges apply) (English)
Malta	356-21-445-566 (English, Italian, Maltese, Arabic)
Mexico	001-866-434-2080 01-800-083-5622 01-554-738-0318 (Standard charges apply) (Spanish)
Moldova	0-60223433 (Standard charges apply) (Russian, English)
Morocco	212-5-22-509-35 (Arabic)
Nepal	977-985-0-0 300-071-399 (mobile) Email: suresh@megatech.com.np
Netherlands	020-513-3939 (Dutch)
New Zealand	0508-770-506 (English)
Nicaragua	001-800-220-2282 (Spanish)
Nigeria	070-8060-1481 (English)

Country or region	Telephone number
Norway	8152-1550 (Norwegian)
Oman	Khimji Ramdas Computer Communication Systems: 00-968-2469-6255 Overseas Business Machines (OBM): 00-968-2460-1072, 2460-5018 Gulf Business Machines Services (GBMS): 00-968-2455-9831
Pakistan	International Office Products (pvt) Ltd.: 00-92-212-422-569 00-92-213-241-2023 Selling Business Systems: 00-92-21-568-9823
Panama	001-866-434 (Lenovo Customer Support Center- toll free) (Spanish)
Paraguay	009-800-52-10026 009-800-44-10119 (Spanish)
Peru	0-800-50-866 OPCION 2 (Spanish)
Philippines	1-800-8908-6454 (GLOBE subscribers) 1-800-1441-0719 (PLDT subscribers) (Tagalog, English)
Poland	48-22-878-6999 (Polish, English)
Portugal	808-225-115 (Standard charges apply) (Portuguese)
Qatar	Al Mana Computer Services: 00-9744-4489-966 (ext. 1992) Qatar Computer Services W.L.L.: 00-9744-4441-212 (Arabic)
Romania	4-021-224-4015 (Romanian)
Russia	+7-499-705-6204 +7-495-240-8558 (Standard charges apply) (Russian)
Saint Lucia	1-800-426-7378 (English)
Saudi Arabia	800-84-451-28 (Standard charges apply) (Arabic)
Singapore	6818-5315 (Standard charges apply) 1-800-415-5529 (English, Mandarin, Bahasa Malaysia)
Slovakia	421-2-4954-5555
Slovenia	386-1-2005-60 (Slovenian)
South Africa	0800-110-756 (English)
Spain	34-917-147-833 (Spanish)
Sri Lanka	9477-7357-123 (Sumathi Information systems) (English)
Sweden	077-117-1040 (Warranty service and support) (Swedish)
Switzerland	0800-55-54-54 (Warranty service and support) (German, French, Italian)
Taiwan	0800-000-702 (Mandarin)
Thailand	001-800-4415-734 (+662) 787-3067 (Standard charges apply) (Thai, English)
Tortola	1-800-426 7378 (English)
Trinidad and Tobago	1-800-426-7378 (English)
Turkey	444-04-26 (Turkish)
Turks and Caicos	1-800-426-7378 (English)
Ukraine	044-362-42-81 (Standard charges apply) 089-320-24-92 (Standard charges apply) (Ukraine, Russian, English)
United Arab Emirates	8000-3570-2810 (Standard charges apply) (Arabic)
United Kingdom	03705-500-900 (local rate) (Standard warranty support) (English)
United States	1-800-426-7378 (English)
Uruguay	000-411-005-6649 (Spanish)
Venezuela	0-800-100-2011 (Spanish)
Vietnam	120-11072 (Toll Free) 84-8-4458-1042 (Standard charges apply)
Yemen	Al Khirbash and Agencies: 00-967-1209-8278 Yemen Business Machines (YBM): 00-967-3-213324 00-967-3-214655 00-967-3-213909 (Arabic)

Lenovo product service information for Taiwan

委製商/進口商名稱: 荷蘭商聯想股份有限公司台灣分公司
進口商地址: 台北市中山區樂群三路 128 號 16 樓
進口商電話: 0800-000-702 (代表號)

Recycling and environmental information

This section shows the recycling and environmental information for specific countries and regions.

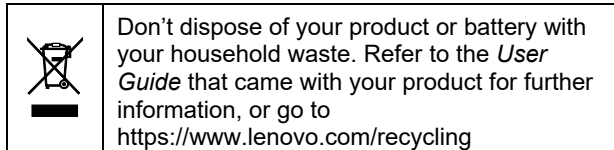
Lenovo encourages owners of information technology (IT) equipment to responsibly recycle their equipment when it is no longer needed. Lenovo offers a variety of programs and services to assist equipment owners in recycling their IT products.

For information on recycling Lenovo products, go to: <https://www.lenovo.com/recycling>

For additional recycling and environmental statements, refer to your *User Guide*. See "Accessing your *User Guide*" for details.

The latest environmental information about our products is available at: <https://www.lenovo.com/ecodeclaration>

Important battery and WEEE information



WEEE information (Hungary)

A magyar törvények értelmében, a 197/2014 (VIII.1.) kormányrendelet 12. szakaszának (1)-(5) cikkében foglaltak szerinti Lenovo mint gyártó állja a keletkező költségeket.

Recycling information for Japan

日本でのリサイクルまたは廃棄についての詳細は、Web サイト <https://www.lenovo.com/recycling/japan> を参照してください。

Recycling information for Mainland China

《废弃电器电子产品回收处理管理条例》提示性说明
联想鼓励拥有联想品牌产品的用户当不再需要此类产品时，遵守国家废弃电器电子产品回收处理相关法律法规，将其交给当地具有国家认可的回收处理资质的厂商进行回收处理。更多回收服务信息，请点击进入 <http://support.lenovo.com.cn/activity/551.htm>

Restriction of Hazardous Substances Directive (RoHS)

European Union (EU) / United Kingdom (UK) RoHS

This Lenovo product, with included parts (cables, cords, and so on) meets the requirements of EU Directive 2011/65/EU (as amended by Directive 2015/863/EU) and UK SI 2012 No. 3032 on the restriction of the use of certain hazardous substances in electrical and electronic equipment ("RoHS recast" or "RoHS 2").

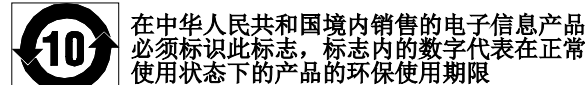
For more information about Lenovo worldwide compliance on RoHS, go to: www.lenovo.com/rohs-communication

Mainland China RoHS

部件名称	产品中有毒物质的名称及含量					
	有害物质					
	铅 (Pb)	汞 (Hg)	镉 (Cd)	六价铬 (Cr(VI))	多溴联苯 (PBB)	多溴二苯醚 (PBDE)
印刷电路板组件*	X	O	O	O	O	O
硬盘	X	O	O	O	O	O
光驱	X	O	O	O	O	O
内存	X	O	O	O	O	O
电脑I/O附件	X	O	O	O	O	O
电源	X	O	O	O	O	O
键盘	X	O	O	O	O	O
鼠标	X	O	O	O	O	O
机箱/附件	X	O	O	O	O	O
电池	X	O	O	O	O	O

本表格依据SJ/T 11364的规定编制。
O: 表示该有害物质在该部件所有均质材料中的含量均在GB/T 26572规定的限量要求以下。
X: 表示该有害物质至少在该部件的某一均质材料中的含量超出GB/T 26572规定的限量要求。
注: 表中标记“X”的部件, 皆因全球技术发展水平限制而无法实现有害物质的替代。

印刷电路板组件*: 包括印刷电路板及其零部件、电容和连接器
根据型号的不同, 可能不会含有以上的所有部件, 请以实际购买机型为准



Turkish RoHS

The Lenovo product meets the requirements of the Republic of Turkey Directive on the Restriction of the Use of Certain Hazardous Substances in Waste Electrical and Electronic Equipment (WEEE).

Türkiye AEEE Yönetmeliğine Uygunluk Beyanı

Bu Lenovo ürünü, T.C. Çevre ve Orman Bakanlığı'nın "Atık Elektrik ve Elektronik Eşyalarda Bazı Zararlı Maddelerin Kullanımının Sınırlanmasına Dair Yönetmelik (AEEE)" direktiflerine uygundur. AEEE Yönetmeliğine Uygundur.

Ukraine RoHS

Цим підтверджуємо, що продукція Леново відповідає вимогам нормативних актів України, які обмежують вміст небезпечних речовин

India RoHS

RoHS compliant as per E-Waste (Management) Rules.

Compliance information

This section shows the compliance information for specific countries or regions. The latest compliance information is available at: <https://www.lenovo.com/compliance>

Electromagnetic emission notices

This device has been tested and found to comply with the limits for a Class B digital device. The *User Guide* for this product provides the complete Class B compliance statements that are applicable for this device. See "Accessing your *User Guide*" for additional information.

European Union (EU) / United Kingdom (UK) compliance

CE EU contact: Lenovo (Slovakia), Landererova 12, 811 09 Bratislava, Slovakia
UK CA UK contact: Lenovo, Redwood, Crockford Lane, Basingstoke, RG24 8WQ, UK.

Models with a radio device:

European Union (EU) / United Kingdom (UK) — Radio Equipment Compliance

Hereby, Lenovo declares that the radio equipment type ThinkStation P720 and P920 are in compliance with Directive 2014/53/EU, as well as UK Radio Equipment Regulations SI 2017 No. 1206.

The full text of the system declarations of conformity are available at:

<https://www.lenovo.com/us/en/compliance/eu-doc> for EU and <https://www.lenovo.com/us/en/compliance/uk-doc> for UK.

This radio equipment operates with the following frequency bands and maximum radio-frequency power:

Frequency band	Wireless Module	Maximum transmit power [dBm]
802.11b/g/n 2400 – 2483.5 MHz	7260HMMW 8265NGW	< 20
802.11a/n/ac 5150 – 5725 MHz	7260HMMW 8265NGW	< 23
802.11a/n/ac 5725 – 5875 MHz	8265NGW	< 13.98
Bluetooth BR/EDR/LE 2400 – 2483.5 MHz	7260HMMW 8265NGW	< 20

Usage of this device is limited to indoor use in the WLAN band 5150 – 5350 MHz.

Wireless-radio compliance information

Computer models equipped with wireless communications comply with the radio frequency and safety standards of any country or region in which it has been approved for wireless use.

Besides this document, ensure that you read the *Regulatory Notice* for your country or region before using the wireless devices contained in your computer. To obtain a PDF version of the *Regulatory Notice*, go to <https://support.lenovo.com>.

Brazil wireless-radio compliance information

Este equipamento não tem direito à proteção contra interferência prejudicial e não pode causar interferência em sistemas devidamente autorizados.

This equipment is not protected against harmful interference and may not cause interference with duly authorized systems.

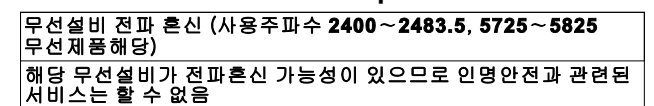
Mexico wireless-radio compliance information

Advertencia: En Mexico la operación de este equipo está sujeta a las siguientes dos condiciones: (1) es posible que este equipo o dispositivo no cause interferencia perjudicial y (2) este equipo o dispositivo debe aceptar cualquier interferencia, incluyendo la que pueda causar su operación no deseada.

Singapore wireless-radio compliance information



Korean wireless-radio compliance information



Additional compliance information

Brazil audio notice

Ouvir sons com mais de 85 decibéis por longos períodos pode provocar danos ao sistema auditivo.

Eurasian compliance mark



ENERGY STAR



Select models conform to ENERGY STAR® requirements. Additional ENERGY STAR information is in your *User Guide*. See "Accessing your *User Guide*".