


# Latitude 5340/Latitude 5340 2-in-1

## Technical Guidebook

## Notes, cautions, and warnings

 **NOTE:** A NOTE indicates important information that helps you make better use of your product.

 **CAUTION:** A CAUTION indicates either potential damage to hardware or loss of data and tells you how to avoid the problem.


 **WARNING:** A WARNING indicates a potential for property damage, personal injury, or death.

<b>Chapter 1: Views of Latitude 5340/Latitude 5340 2-in-1</b>	<b>5</b>
Right	5
Left	6
Top	7
Front	8
Bottom	9
Service Tag	9
Modes	10
Battery charge and status light	12
<b>Chapter 2: Specifications of Latitude 5340/Latitude 5340 2-in-1</b>	<b>13</b>
Dimensions and weight	13
Processor	13
Chipset	14
Operating system	14
Memory	15
External ports	15
Internal slots	16
Wireless module	16
WWAN module	16
Audio	17
Storage	18
Keyboard	18
Camera	19
Touchpad	20
Power adapter	20
Battery	21
Display	22
Fingerprint reader (optional)	24
Sensor	24
GPU—Integrated	24
Hardware security	24
Smart-card reader	25
Contactless smart-card reader	25
Contacted smart-card reader	26
Operating and storage environment	27
<b>Chapter 3: Engineering specifications</b>	<b>29</b>
Wireless module	29
Realtek RTL8852BE, 2x2, Wi-Fi 6 (Wi-Fi 802.11 a/b/g/n/ac/ax), Bluetooth wireless card	29
Intel AX211, 2x2 MIMO, 2400 Mbps, 2.4/5/6 GHz, Wi-Fi 6E (WiFi 802.11ax), Bluetooth wireless card	30
WWAN module	31
Intel 5000 Global 5G Modem	31

Intel XMM 7560 R Global LTE-Advanced .....	32
GPU—Integrated.....	33
Intel Iris X <sup>e</sup> Graphics.....	33
Intel UHD Graphics.....	33
Video port and resolution matrix.....	34
Storage.....	34
M.2 2230, 256 GB, PCIe NVMe Gen4 x4, Class 35 SSD.....	34
M.2 2230, 512 GB, PCIe NVMe Gen4 x4, Class 35 SSD.....	34
M.2 2230, 1 TB, PCIe NVMe Gen4 x4, Class 35 SSD.....	35
M.2 2230, 2 TB, PCIe NVMe Gen4 x4, Class 25 SSD.....	36
M.2 2230, 256 GB, PCIe NVMe Gen4 x4, Opal Self-Encrypting, Class 35 SSD.....	36
Power adapter.....	37
Accessories.....	38
Security.....	38
Software security.....	38
Fingerprint reader.....	39
Dell ControlVault 3.0 .....	39
Trusted Platform Module.....	40
Thermal and acoustic improvements.....	40
System management features.....	40
Dell Client Command Suite for In-Band systems management .....	41
Out of Band Systems Management.....	41
<b>Chapter 4: ComfortView Plus.....</b>	<b>42</b>
<b>Chapter 5: Using the privacy shutter.....</b>	<b>43</b>
<b>Chapter 6: Dell Optimizer.....</b>	<b>44</b>
<b>Chapter 7: Color, material, and finish .....</b>	<b>45</b>
<b>Chapter 8: Keyboard function keys.....</b>	<b>46</b>
<b>Chapter 9: Getting help and contacting Dell.....</b>	<b>47</b>

# Views of Latitude 5340/Latitude 5340 2-in-1

## Right



### 1. Nano-SIM card slot (optional)

Insert a nano-SIM card to connect to a mobile broadband network.

**NOTE:** Availability of the nano-SIM card slot depends on the region and configuration ordered.

### 2. Universal audio jack

Connect headphones or a headset (headphone and microphone combo).

### 3. USB 3.2 Gen 1 Type-C port with PowerShare

Connect devices such as an external storage device, printer, Type-C docking station or an external display.

Provides data transfer speeds up to 5 Gbps. Supports Power Delivery that enables two-way power supply between devices. Provides up to 15 W power output that enables faster charging.

**NOTE:** If the charge on your computer's battery is less than 10 percent, you must connect the power adapter to charge your computer, and USB devices connected to the PowerShare port. PowerShare enables you to charge your USB devices even when your computer is turned off.

**NOTE:** Your computer supports USB Type-C charging. If you need an additional power adapter, search for a compatible 45 W Dell USB-C power adapter at [www.dell.com](http://www.dell.com).

**NOTE:** To expand the number of ports and connectors on your computer, connect it to a USB Type-C docking station. Search for a compatible USB Type-C docking station at [www.dell.com](http://www.dell.com).


### 4. HDMI 2.0 port

Connect to a TV, external display or another HDMI-in enabled device. Provides video and audio output.

### 5. Security-cable slot (wedge-shaped)

Connect a security cable to prevent unauthorized movement of your computer.

# Left



## 1. USB 3.2 Gen 1 port

Connect devices such as external storage devices and printers. Provides data transfer speeds up to 5 Gbps.

## 2. Thunderbolt 4.0 with DisplayPort Alt Mode/USB Type-C/USB4/Power Delivery

Supports USB4, DisplayPort 1.4, Thunderbolt 4 and also enables you to connect to an external display using a display adapter. Provides data transfer rates of up to 40 Gbps for USB4 and Thunderbolt 4.

**NOTE:** You can connect a Dell Docking Station to the Thunderbolt 4 ports. For more information, search in the Knowledge Base Resource at [www.dell.com/support](http://www.dell.com/support).

**NOTE:** A USB Type-C to DisplayPort adapter (sold separately) is required to connect a DisplayPort device.

**NOTE:** USB4 is backward compatible with USB 3.2, USB 2.0, and Thunderbolt 3.

**NOTE:** Thunderbolt 4 supports two 4K displays or one 8K display.

## 3. Thunderbolt 4.0 with DisplayPort Alt Mode/USB Type-C/USB4/Power Delivery

Supports USB4, DisplayPort 1.4, Thunderbolt 4 and also enables you to connect to an external display using a display adapter. Provides data transfer rates of up to 40 Gbps for USB4 and Thunderbolt 4.

**NOTE:** You can connect a Dell Docking Station to the Thunderbolt 4 ports. For more information, search in the Knowledge Base Resource at [www.dell.com/support](http://www.dell.com/support).

**NOTE:** A USB Type-C to DisplayPort adapter (sold separately) is required to connect a DisplayPort device.

**NOTE:** USB4 is backward compatible with USB 3.2, USB 2.0, and Thunderbolt 3.

**NOTE:** Thunderbolt 4 supports two 4K displays or one 8K display.

## 4. Power and battery-status light

Indicates the power state and battery state of the computer.

Solid white—Power adapter is connected and the battery is charging.

Solid amber—Battery charge is low or critical.

Off—Battery is fully charged.

**NOTE:** On certain computer models, the power and battery-status light are also used for diagnostics. For more information, see the *Troubleshooting* section in your computer's *Service Manual*.

## 5. Smart card reader (optional)

Provides authentication in a corporate networks using a smart card.

# Top



## 1. Power button with optional fingerprint reader

Press to turn on the computer if it is turned off, in sleep state, or in hibernate state.

When the computer is turned on, press the power button to put the computer into sleep state; press and hold the power button for 10 seconds to force shut-down the computer.

If the power button has a fingerprint reader, place your finger on the power button steadily to log in.

**NOTE:** The power-status light on the power button is available only on computers without the fingerprint reader. Computers that are shipped with the fingerprint reader that is integrated on the power button will not have the power-status light on the power button.

**NOTE:** You can customize the power-button behavior in Windows.

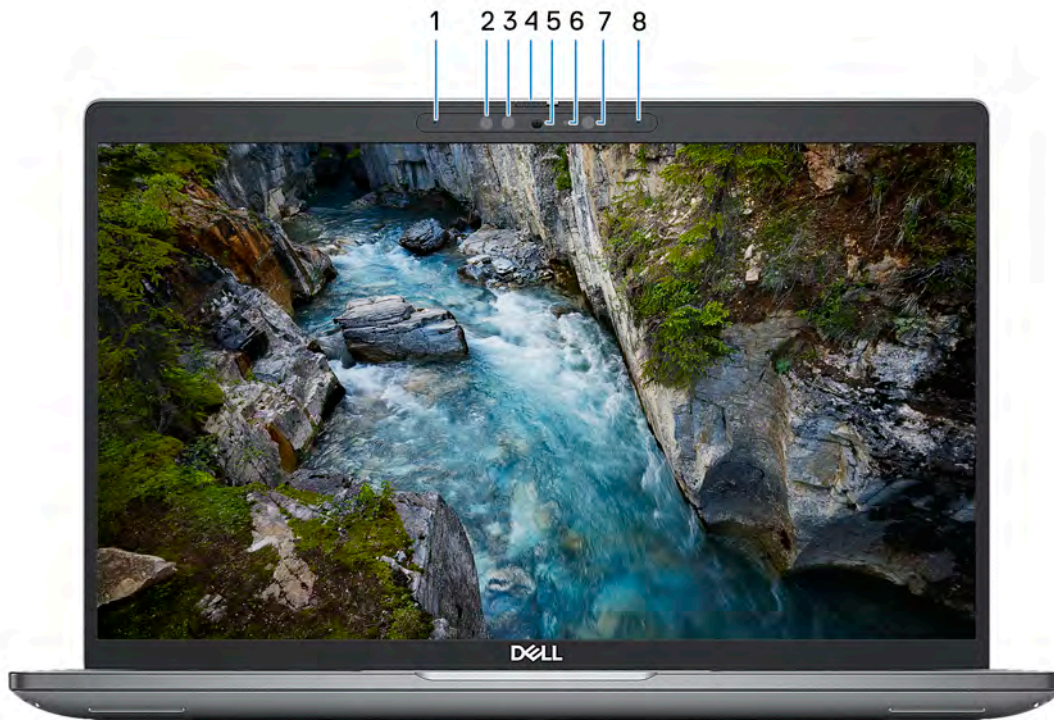
## 2. NFC/Contactless smart card reader (optional)

Provides contactless access of cards in corporate networks.

## 3. Touchpad

Move your finger on the touchpad to move the mouse pointer. Tap to left-click and two fingers tap to right-click.

# Front



**1. Left microphone**

Provides digital sound input for audio recording and voice calls.

**2. Infrared emitter (optional)**

Emits infrared light, which enables the infrared camera to sense and track motion.

**3. Infrared camera (optional)**

Enhances security when paired with Windows Hello face authentication.

**4. Camera shutter**

Slide the privacy shutter to the left to access the camera lens.

**5. Camera**

Enables you to video chat, capture photos, and record videos.

**6. Camera-status light**

Turns on when the camera is in use.

**7. Ambient-light sensor**


The sensor detects the ambient light and automatically adjusts the display brightness.

**8. Right microphone**

Provides digital sound input for audio recording and voice calls.



# Bottom



**1. Speakers**


Provide audio output.

**2. Service Tag label**

The Service Tag is a unique alphanumeric identifier that enables Dell service technicians to identify the hardware components in your computer and access warranty information.

## Service Tag

The service tag is a unique alphanumeric identifier that allows Dell service technicians to identify the hardware components in your computer and access warranty information.



## Modes

The following modes are applicable for your 2-in-1 computers.

### Notebook



Tablet



Stand



Tent



# Battery charge and status light

The following table lists the battery charge and status light behavior of your Latitude 5340/Latitude 5340 2-in-1.

**Table 1. Battery charge and status light behavior**

Power Source	LED Behavior	System Power State	Battery Charge Level
AC Adapter	Off	S0 - S5	Fully Charged
AC Adapter	Solid White	S0 - S5	< Fully Charged
Battery	Off	S0 - S5	11-100%
Battery	Solid Amber (590+/-3 nm)	S0 - S5	< 10%


- S0 (ON) - System is turned on.
- S4 (Hibernate) - The system consumes the least power compared to all other sleep states. The system is almost at an OFF state, expect for a trickle power. The context data is written to hard drive.
- S5 (OFF) - The system is in a shutdown state.

# Specifications of Latitude 5340/Latitude 5340 2-in-1

## Dimensions and weight

The following table lists the height, width, depth, and weight of your Latitude 5340/Latitude 5340 2-in-1.


**Table 2. Dimensions and weight**

Description	Values
Height:	
Front height	16.79 mm (0.66 in.)
Rear height	18.44 mm (0.73 in.)
Width	305.70 mm (12.04 in.)
Depth	207.50 mm (8.17 in.)
Weight  <b>NOTE:</b> The weight of your computer depends on the configuration ordered and manufacturing variability.	<ul style="list-style-type: none"> <li>Laptop: 1.23 kg (2.71 lb)</li> <li>2-in-1: 1.35 kg (2.97 lb)</li> </ul>

## Processor

The following table lists the details of the processors supported by your Latitude 5340/Latitude 5340 2-in-1.

**Table 3. Processor**

Description	Option one	Option two	Option three	Option four
Processor type	13 <sup>th</sup> Generation Intel Core i3-1315U	13 <sup>th</sup> Generation Intel Core i5-1335U	13 <sup>th</sup> Generation Intel Core i5-1345U vPro	13 <sup>th</sup> Generation Intel Core i7-1365U vPro
Processor wattage	15 W	15 W	15 W	15 W
Processor total core count	6	10	10	10
Performance-cores	2	2	2	2
Efficient-cores	4	8	8	8
Processor total thread counts  <b>NOTE:</b> Intel Hyper-Threading Technology is only available on Performance-cores.	8	12	12	12

**Table 3. Processor (continued)**

Description	Option one	Option two	Option three	Option four
Processor speed	Up to 4.50 GHz	Up to 4.60 GHz	Up to 4.70 GHz	Up to 5.20 GHz
Performance-cores frequency				
Processor base frequency	1.20 GHz	1.30 GHz	1.60 GHz	1.80 GHz
Maximum turbo frequency	4.50 GHz	4.60 GHz	4.70 GHz	5.20 GHz
Efficient-cores frequency				
Processor base frequency	0.9 GHz	0.9 GHz	1.20 GHz	1.30 GHz
Maximum turbo frequency	3.30 GHz	3.40 GHz	3.50 GHz	3.90 GHz
Processor cache	10 MB	12 MB	12 MB	12 MB
Integrated graphics	Intel UHD Graphics	Intel Iris Xe Graphics	Intel Iris Xe Graphics	Intel Iris Xe Graphics

## Chipset

The following table lists the details of the chipset supported by your Latitude 5340/Latitude 5340 2-in-1.

**Table 4. Chipset**

Description	Values
Chipset	Integrated in the processor
Processor	13 <sup>th</sup> Generation Intel Core i3/i5/i7 processors
DRAM bus width	64-bit (for dual-channel)
Flash EPROM	<ul style="list-style-type: none"> <li>vPro: 16 MB + 32 MB</li> <li>Non-vPro: 32 MB</li> </ul>
PCIe bus	Up to Gen 4.0

## Operating system


Your Latitude 5340/Latitude 5340 2-in-1 supports the following operating systems:

- Windows 11 Home
- Windows 11 Pro
- Windows 11 Pro Downgrade (Windows 10 Pro Image-factory installed + Windows 11 Pro DPK)
- Ubuntu Linux 22.04 LTS (applicable only for Latitude 5340 laptop and not for the 2-in-1 configuration)

# Memory

The following table lists the memory specifications of your Latitude 5340/Latitude 5340 2-in-1.


**Table 5. Memory specifications**

Description	Values
Memory slots	Dual-channel on-board memory  <b>NOTE:</b> Memory cannot be upgraded
Memory type	LPDDR5
Memory speed	4800 MHz
Maximum memory configuration	32 GB
Minimum memory configuration	8 GB
Memory size per slot	8 GB, 16 GB, or 32 GB
Memory configurations supported	<ul style="list-style-type: none"> <li>• 8 GB, LPDDR5, 4800 MHz, dual-channel</li> <li>• 16 GB, LPDDR5, 4800 MHz, dual-channel</li> <li>• 32 GB, LPDDR5, 4800 MHz, dual-channel</li> </ul>

# External ports

The following table lists the external ports on your Latitude 5340/Latitude 5340 2-in-1.

**Table 6. External ports**

Description	Values
USB ports	<ul style="list-style-type: none"> <li>• One USB 3.2 Gen 1 port</li> <li>• One USB 3.2 Gen 1 port with PowerShare</li> <li>• Two Thunderbolt 4 port with DisplayPort Alt Mode/USB Type-C/USB4/Power Delivery</li> </ul>  <b>NOTE:</b> You can connect a Dell Docking Station to this port. For more information, search in the Knowledge Base Resource at <a href="http://www.dell.com/support">www.dell.com/support</a> .
Audio port	One Universal audio jack
Video port/ports	One HDMI 2.0 port
Media-card reader	Not supported
Power-adaptor port	USB Type-C power input
Security-cable slot	One security-cable slot (wedge-shaped)

## Internal slots

The following table lists the internal slots of your Latitude 5340/Latitude 5340 2-in-1.

**Table 7. Internal slots**

Description	Values
M.2	<ul style="list-style-type: none"> <li>One M.2 2230 slot for WiFi and Bluetooth card</li> <li>One M.2 2230 slot for solid-state drive</li> </ul> <p><b>NOTE:</b> To learn more about the features of different types of M.2 cards, search in the Knowledge Base Resource at <a href="http://www.dell.com/support">www.dell.com/support</a>.</p>

## Wireless module

The following table lists the Wireless Local Area Network (WLAN) modules supported on your Latitude 5340/Latitude 5340 2-in-1.

**Table 8. Wireless module specifications**

Description	Option one	Option two
Model number	Realtek RTL8852BE	Intel AX211
Transfer rate	Up to 1201 Mbps	Up to 2400 Mbps
Frequency bands supported	2.4 GHz/5 GHz	2.4 GHz/5 GHz/6 GHz
Wireless standards	<ul style="list-style-type: none"> <li>Wi-Fi 802.11a/b/g</li> <li>Wi-Fi 4 (WiFi 802.11n)</li> <li>Wi-Fi 5 (WiFi 802.11ac)</li> <li>Wi-Fi 6 (WiFi 802.11ax)</li> </ul>	<ul style="list-style-type: none"> <li>Wi-Fi 802.11a/b/g</li> <li>Wi-Fi 4 (WiFi 802.11n)</li> <li>Wi-Fi 5 (WiFi 802.11ac)</li> <li>Wi-Fi 6E (WiFi 802.11ax)</li> </ul> <p><b>NOTE:</b> Wi-Fi 6 is supported in regions where Wi-Fi 6E is unavailable.</p>
Encryption	<ul style="list-style-type: none"> <li>64-bit/128-bit WEP</li> <li>AES-CCMP</li> <li>TKIP</li> </ul>	<ul style="list-style-type: none"> <li>64-bit/128-bit WEP</li> <li>AES-CCMP</li> <li>TKIP</li> </ul>
Bluetooth	Bluetooth wireless card	Bluetooth wireless card

## WWAN module


The following table lists the Wireless Wide Area Network (WWAN) module supported on your Latitude 5340/Latitude 5340 2-in-1.

**Table 9. WWAN module specifications**

Description	Option one	Option two
Model number	Intel 7560R (DW5823e, DW5823e-eSIM)	Intel 5000 Global 5G Modem
Form factor	M.2 3042 Key-B	M.2 3042 Key-B
Host interface	PCIe Gen2	PCIe Gen3



**Table 9. WWAN module specifications (continued)**

Description	Option one	Option two
Network standard	LTE FDD/TDD, WCDMA/HSPA+, GPS/BDS/GLONASS/Galileo	LTE FDD/TDD, WCDMA/HSPA+, GNSS/Beidou NR FR1(Sub6) FDD/TDD, LTE FDD/TDD, WCDMA/HSPA+, GPS/GLONASS/Galileo/BDS/QZSS
Transfer data rate	<ul style="list-style-type: none"> <li>• LTE FDD 1 Gbps DL(Cat16)/150 Mbps UL(Cat13)</li> <li>• LTE TDD 756 Mbps DL(Cat16)/90 Mbps UL(Cat13)</li> <li>• UMTS 384 Kbps DL/384 Kbps UL</li> <li>• HSPA+ 42 Mbps DL/5.76 Mbps UL</li> </ul>	<ul style="list-style-type: none"> <li>• SA: DL 4.67 Gbps/UL 1.25 Gbps</li> <li>• NSA: DL 3.74 Gbps/UL 700 Mbps</li> <li>• LTE: DL 1.6 Gbps (CAT19)/UL 150 Mbps</li> <li>• UMTS: DL 384 kbps/UL 384 kbps</li> <li>• DL DC-HSPA+: 42 Mbps (CAT24)/UL 11.5 Mbps (CAT7)</li> </ul>
Operating frequency bands	<ul style="list-style-type: none"> <li>• FDD-LTE: B1/2/3/4/5/7/8/12/13/14/17/18/19/20/25/26/28/29/30/32/66/71</li> <li>• TDD-LTE: B34/38/39/40/41(HPUE)/42/43/48, LAA B46 receiver only</li> <li>• WCDMA/HSPA+: B1/2/4/5/8</li> </ul>	<ul style="list-style-type: none"> <li>• NR (n1, n2, n3, n5, n7, n8, n20, n25, n28, n30, n38, n40, n41, n48, n66, n71, n77, n78, n79)</li> <li>• LTE (B1, B2, B3, B4, B5, B7, B8, B12, B13, B14, B17, B18, B19, B20, B25, B26, B28, B29, B30, B32, B34, B38, B39, B40, B41, B42, B43, B46, B48, B66, B71)</li> <li>• WCDMA/HSPA+ (1, 2, 4, 5, 8)</li> </ul>
Power supply	DC 3.135 V to 4.4 V, Typical 3.3 V	DC 3.135 V to 4.4 V, Typical 3.3 V
SIM card	Supported through external SIM slot	Supported through external SIM slot
eSIM with dual SIM (DSSA)	Supported	Supported
Antenna diversity	Supported	Supported
Radio On/Off	Supported	Supported
Wake on wireless	Supported	Supported
Temperature	<ul style="list-style-type: none"> <li>• Normal operating temperature: -10°C to + 55°C</li> <li>• Extended Operating temperature: -20°C to +65°C</li> </ul>	<ul style="list-style-type: none"> <li>• Normal operating temperature: -10°C to + 55°C</li> <li>• Extended Operating temperature: -20°C to +65°C</li> </ul>
Antenna connector	<ul style="list-style-type: none"> <li>• WWAN Main Antenna x 1</li> <li>• WWAN Diversity Antenna x 1</li> <li>• 4 x 4 MIMO Antenna x 2</li> </ul>	<ul style="list-style-type: none"> <li>• WWAN Main Antenna x 1</li> <li>• WWAN Diversity Antenna x 1</li> <li>• 4 x 4 MIMO Antenna x 2</li> </ul>
<p> <b>NOTE:</b> For instructions on how to find your computer's IMEI (International Mobile Station Equipment Identity) number, search in the Knowledge Base Resource at <a href="http://www.dell.com/support">www.dell.com/support</a>.</p>		

## Audio

The following table lists the audio specifications of your Latitude 5340/Latitude 5340 2-in-1.

**Table 10. Audio specifications**

Description	Values
Audio controller	Realtek Waves, MaxxAudio 12.0

**Table 10. Audio specifications (continued)**

Description		Values
Stereo conversion		Supported
Internal audio interface		High definition audio interface
External audio interface		Universal audio jack
Number of speakers		Two
Internal-speaker amplifier		Supported (audio codec integrated)
External volume controls		Keyboard shortcut controls
Speaker output:		
	Average speaker output	2 W
	Peak speaker output	2 W
Subwoofer output		Not supported
Microphone		Dual-array microphones

## Storage

This section lists the storage options on your Latitude 5340/Latitude 5340 2-in-1.

**Table 11. Storage specifications**

Storage type	Interface type	Capacity
M.2 2230, Class 25 SSD	PCIe NVMe Gen4 x4, up to 64 Gb/s	2 TB
M.2 2230, Class 35 SSD	PCIe NVMe Gen4 x4, up to 64 Gb/s	1 TB
M.2 2230, Class 35 SSD	PCIe NVMe Gen4 x4, up to 64 Gb/s	512 GB
M.2 2230, Class 35 SSD	PCIe NVMe Gen4 x4, up to 64 Gb/s	256 GB
M.2 2230, Class 35 SSD, self-encrypting drive	PCIe NVMe Gen4 x4, up to 64 Gb/s	256 GB

## Keyboard

The following table lists the keyboard specifications of your Latitude 5340/Latitude 5340 2-in-1.

**Table 12. Keyboard specifications**

Description	Values
Keyboard type	<ul style="list-style-type: none"> <li>Standard backlit keyboard</li> <li>Standard non-backlit keyboard</li> </ul>
Keyboard layout	QWERTY
Number of keys	<ul style="list-style-type: none"> <li>United States and Canada: 79 keys</li> </ul>

**Table 12. Keyboard specifications (continued)**

Description	Values
	<ul style="list-style-type: none"> <li>• United Kingdom: 80 keys</li> <li>• Japan: 83 keys</li> </ul>
Keyboard size	X=18.05 mm key pitch Y=18.05 mm key pitch
Key distance (Key size: X/Y)	X=15.05 mm Y=15.05 mm
Keyboard shortcuts	Some keys on your keyboard have two symbols on them. These keys can be used to type alternate characters or to perform secondary functions. To type the alternate character, press Shift and the desired key. To perform secondary functions, press fn and the desired key. For more information, see <a href="#">Keyboard function keys</a> . <b>NOTE:</b> You can define the primary behavior of the function keys (F1–F12) by changing <b>Function Key Behavior</b> in BIOS setup program.

## Camera

The following table lists the camera specifications of your Latitude 5340/Latitude 5340 2-in-1.

**Table 13. Camera specifications**

Description	Option one	Option two	Option three
Number of cameras	One	One	One
Camera type	FHD RGB camera	FHD RGB + IR camera	FHD RGB + IR camera with Ambient light sensor, and Express Sign-In with Presence Detection and Intelligent Privacy
Camera location	Front camera	Front camera	Front camera
Camera sensor type	CMOS sensor technology	CMOS sensor technology	CMOS sensor technology
Camera resolution:			
Still image	2.07 megapixel	2.07 megapixel	2.07 megapixel
Video	1920 x 1080 (FHD) at 30 fps	1920 x 1080 (FHD) at 30 fps	1920 x 1080 (FHD) at 30 fps
Infrared camera resolution:			
Still image	0.23 megapixel	0.23 megapixel	0.23 megapixel
Video	640 x 360 at 30 fps	640 x 360 at 30 fps	640 x 360 at 30 fps
Diagonal viewing angle:			
Camera	80 degrees	80 degrees	80 degrees
Infrared camera	86.60 degrees	86.60 degrees	86.60 degrees

# Touchpad

The following table lists the touchpad specifications of your Latitude 5340/Latitude 5340 2-in-1.

**Table 14. Touchpad specifications**

Description	Values
Touchpad resolution:	>=300 dpi
Touchpad dimensions:	
Horizontal	115 mm (4.53 in.)
Vertical	67 mm (2.64 in.)
Touchpad gestures	For more information about touchpad gestures available on: <ul style="list-style-type: none"> <li>Windows, see the Microsoft knowledge base article at <a href="https://support.microsoft.com">support.microsoft.com</a></li> <li>Ubuntu, see <a href="https://ubuntu.com/support">ubuntu.com/support</a></li> </ul>


# Power adapter

The following table lists the power adapter specifications of your Latitude 5340/Latitude 5340 2-in-1.

**Table 15. Power adapter specifications**

Description	Option one	Option two	Option three	Option four
Type	60 W AC adapter, USB-C	60 W AC adapter, USB-C, 2-pin	65 W AC adapter, USB-C	100 W AC adapter, USB-C
Power-adapter dimensions:				
Height	22 mm (0.87 in.)	22 mm (0.87 in.)	28 mm (1.10 in.)	26.50 mm (1.04 in.)
Width	55 mm (2.16 in.)	55 mm (2.16 in.)	51 mm (2.01 in.)	60 mm (2.36 in.)
Depth	66 mm (2.60 in.)	66 mm (2.60 in.)	112 mm (4.41 in.)	122 mm (4.80 in.)
Input voltage	100 VAC–240 VAC	100 VAC–240 VAC	100 VAC–240 VAC	100 VAC–240 VAC
Input frequency	50 Hz–60 Hz	50 Hz–60 Hz	50 Hz to 60 Hz	50 Hz to 60 Hz
Input current (maximum)	1.70 A	1.70 A	1.70 A	1.70 A
Output current (continuous)	<ul style="list-style-type: none"> <li>20 V/3 A (Continuous)</li> <li>15 V/3 A (Continuous)</li> <li>9 V/3 A (Continuous)</li> <li>5 V/3 A (Continuous)</li> </ul>	<ul style="list-style-type: none"> <li>20 V/3 A (Continuous)</li> <li>15 V/3 A (Continuous)</li> <li>9 V/3 A (Continuous)</li> <li>5 V/3 A (Continuous)</li> </ul>	<ul style="list-style-type: none"> <li>20 V/3.25 A (Continuous)</li> <li>15 V/3 A (Continuous)</li> <li>9 V/3 A (Continuous)</li> <li>5 V/3 A (Continuous)</li> </ul>	<ul style="list-style-type: none"> <li>20 V/5 A (Continuous)</li> <li>15 V/3 A (Continuous)</li> <li>9 V/3 A (Continuous)</li> <li>5 V/3 A (Continuous)</li> </ul>
Rated output voltage	20 VDC/15 VDC/9 VDC/5 VDC	20 VDC/15 VDC/9 VDC/5 VDC	20 VDC/15 VDC/9 VDC/5 VDC	20 VDC/15 VDC/9 VDC/5 VDC
Temperature range:				

**Table 15. Power adapter specifications (continued)**

Description		Option one	Option two	Option three	Option four
	Operating	0°C to 40°C (32°F to 104°F)	0°C to 40°C (32°F to 104°F)	0°C to 40°C (32°F to 104°F)	0°C to 40°C (32°F to 104°F)
	Storage	-20°C to 70°C (-4°F to 158°F)	-20°C to 70°C (-4°F to 158°F)	-40°C to 70°C (-40°F to 158°F)	-40°C to 70°C (-40°F to 158°F)
 <b>CAUTION:</b> Operating and storage temperature ranges may differ among components, so operating or storing the device outside these ranges may impact the performance of specific components.					

## Battery

The following table lists the battery specifications of your Latitude 5340/Latitude 5340 2-in-1.

**Table 16. Battery specifications**

Description		Option one	Option two	Option three	Option four
	Battery type	3 cell, 42 Wh, ExpressCharge, ExpressCharge Boost	3 cell, 42 Wh, Long Cycle Life, ExpressCharge	3 cell, 54 Wh, ExpressCharge, ExpressCharge Boost	3 cell, 54 Wh, Long Cycle Life, ExpressCharge
	Battery voltage	11.40 VDC	11.40 VDC	11.40 VDC	11.40 VDC
	Battery weight (minimum)	0.19 kg (0.41 lb)	0.19 kg (0.41 lb)	0.22 kg (0.48 lb)	0.22 kg (0.48 lb)
Battery dimensions:					
	Height	5.73 mm (0.22 in.)	5.73 mm (0.22 in.)	5.73 mm (0.22 in.)	5.73 mm (0.22 in.)
	Width	263 mm (10.35 in.)	263 mm (10.35 in.)	263 mm (10.53 in.)	263 mm (10.35 in.)
	Depth	68.90 mm (2.71 in.)	68.90 mm (2.71 in.)	68.90 mm (2.71 in.)	68.90 mm (2.71 in.)
Temperature range:					
	Operating	<ul style="list-style-type: none"> <li>Charge: 0°C to 45°C (32°F to 113°F)</li> <li>Discharge: 0°C to 70°C (32°F to 158°F)</li> </ul>	<ul style="list-style-type: none"> <li>Charge: 0°C to 45°C (32°F to 113°F)</li> <li>Discharge: 0°C to 70°C (32°F to 158°F)</li> </ul>	<ul style="list-style-type: none"> <li>Charge: 0°C to 45°C (32°F to 113°F)</li> <li>Discharge: 0°C to 70°C (32°F to 158°F)</li> </ul>	<ul style="list-style-type: none"> <li>Charge: 0°C to 45°C (32°F to 113°F)</li> <li>Discharge: 0°C to 70°C (32°F to 158°F)</li> </ul>
	Storage	-20°C to 65°C (-4°F to 149°F)	-20°C to 65°C (-4°F to 149°F)	-20°C to 65°C (-4°F to 149°F)	-20°C to 65°C (-4°F to 149°F)
	Battery operating time	Varies depending on operating conditions and can significantly reduce under certain power-intensive conditions.			
	Battery charging time (approximate)	<b>Express Charge Method:</b> <ul style="list-style-type: none"> <li>0°C to 15°C maximum allowable charge time from</li> </ul>	<b>Standard Charge/Predominately AC User Charge Method:</b> <ul style="list-style-type: none"> <li>0°C to 15°C maximum allowable</li> </ul>	<b>Express Charge Method:</b> <ul style="list-style-type: none"> <li>0°C to 15°C maximum allowable charge time from</li> </ul>	<b>Standard Charge/Predominately AC User Charge Method:</b> <ul style="list-style-type: none"> <li>0°C to 15°C maximum allowable</li> </ul>

**Table 16. Battery specifications (continued)**

Description	Option one	Option two	Option three	Option four
Dell Power Manager application. For more information on the Dell Power Manager see, <i>Me and My Dell</i> on <a href="http://www.dell.com">www.dell.com</a> .	<p>0% to 100% RSOC is 4 hours</p> <ul style="list-style-type: none"> <li>16°C to 45°C normal express charge</li> <li>46°C to 50°C maximum allowable charge time from 0% to 100% RSOC is 3 hours</li> </ul> <p><b>Standard Charge/ Predominately AC User Charge Method:</b></p> <ul style="list-style-type: none"> <li>0°C to 15°C maximum allowable charge time from 0% to 100% RSOC is 4 hours</li> <li>16°C to 50°C maximum allowable charge time from 0% to 100% RSOC is 3 hours</li> </ul> <p><b>Express Charge Boost Charge Method (Fast Charge for Initial 35%):</b></p> <ul style="list-style-type: none"> <li>16°C to 45°C target charge time from 0% to 35% RSOC is 20 mins for Accelerated Charge</li> </ul>	<p>charge time from 0% to 100% RSOC is 4 hours</p> <ul style="list-style-type: none"> <li>16°C to 50°C maximum allowable charge time from 0% to 100% RSOC is 3 hours</li> </ul>	<p>0% to 100% RSOC is 4 hours</p> <ul style="list-style-type: none"> <li>16°C to 45°C normal express charge</li> <li>46°C to 50°C maximum allowable charge time from 0% to 100% RSOC is 3 hours</li> </ul> <p><b>Standard Charge/ Predominately AC User Charge Method:</b></p> <ul style="list-style-type: none"> <li>0°C to 15°C maximum allowable charge time from 0% to 100% RSOC is 4 hours</li> <li>16°C to 50°C maximum allowable charge time from 0% to 100% RSOC is 3 hours</li> </ul> <p><b>Express Charge Boost Charge Method (Fast Charge for Initial 35%):</b></p> <ul style="list-style-type: none"> <li>16°C to 45°C target charge time from 0% to 35% RSOC is 20 mins for Accelerated Charge</li> </ul>	<p>charge time from 0 to 100% RSOC is 4 hours</p> <ul style="list-style-type: none"> <li>16°C to 50°C maximum allowable charge time from 0 to 100% RSOC is 3 hours</li> </ul>
Coin-cell battery	Supported	Supported	Supported	Supported
<p><b>⚠ CAUTION: Operating and storage temperature ranges may differ among components, so operating or storing the device outside these ranges may impact the performance of specific components.</b></p> <p><b>⚠ CAUTION: Dell recommends that you charge the battery regularly for optimal power consumption. If your battery charge is completely depleted, connect the power adapter, turn on your computer, and then restart your computer to reduce the power consumption.</b></p>				

## Display

The following table lists the display specifications of your Latitude 5340/Latitude 5340 2-in-1.

**Table 17. Display specifications**

Description	Option one	Option two	Option three	Option for 2-in-1 only
Display type	Full High Definition (FHD)	Full High Definition (FHD), ComfortView Plus Low Blue Light, Battery saving	Full High Definition (FHD)	Full High Definition (FHD)

**Table 17. Display specifications (continued)**

Description		Option one	Option two	Option three	Option for 2-in-1 only
Display-panel technology		In-Plane Switching (IPS)	In-Plane Switching (IPS)	In-Plane Switching (IPS)	In-Plane Switching (IPS)
Display-panel dimensions (active area):					
	Height	165.24 mm (6.51 in.)	165.24 mm (6.51 in.)	165.24 mm (6.51 in.)	165.24 mm (6.51 in.)
	Width	293.76 mm (11.57 in.)	293.76 mm (11.57 in.)	293.76 mm (11.57 in.)	293.76 mm (11.57 in.)
	Diagonal	337.08 mm (13.27 in.)	337.08 mm (13.27 in.)	337.08 mm (13.27 in.)	337.08 mm (13.27 in.)
Display-panel native resolution		1920 x 1080	1920 x 1080	1920 x 1080	1920 x 1080
Luminance (typical)		250 nits	400 nits	300 nits	270 nits
Megapixels		2073600	2073600	2073600	2073600
Color gamut		45% NTSC typical	100% sRGB typical	72% NTSC typical	72% NTSC typical
Color depth		6-bit	True 8-bit	6-bit+FRC	6-bit+FRC
Color		262 K	16.7 M	16.7 M	16.2 M
Pixels Per Inch (PPI)		166	166	166	166
Contrast ratio (typical)		800:1	1000:1	700:1	800:1
Response time (max)		35 ms	35 ms	35 ms	35 ms
Refresh rate		60 Hz	60 Hz	60 Hz	60 Hz
Horizontal view angle		80/80 min. 85/85 typ. +/- degrees	80/80 min. 85/85 typ. +/- degrees	80/80 min. 85/85 typ. +/- degrees	80/80 min. 85/85 typ. +/- degrees
Vertical view angle		80/80 min. 85/85 typ. +/- degrees	80/80 min. 85/85 typ. +/- degrees	80/80 min. 85/85 typ. +/- degrees	80/80 min. 85/85 typ. +/- degrees
Pixel pitch		0.153 x 0.153 mm	0.153 x 0.153 mm	0.153 x 0.153 mm	0.153 x 0.153 mm
Power consumption (maximum)		3.5 W@Mosaic	2.52 W@Mosaic	4.4 W@Mosaic	4.5 W@Mosaic
Anti-glare vs glossy finish		Anti-glare	Anti-glare	Anti-glare	(DXC) Anti-reflection/Anti-smudge
Touch options		No	No	Yes	Yes

## Fingerprint reader (optional)

The following table lists the specifications of the optional fingerprint-reader of your Latitude 5340/Latitude 5340 2-in-1.

**Table 18. Fingerprint reader specifications**

Description	Values
Fingerprint-reader sensor technology	Capacitive
Fingerprint-reader sensor resolution	500 dpi
Fingerprint-reader sensor pixel size	108 x 88

## Sensor

The following table lists the sensor of your Latitude 5340/Latitude 5340 2-in-1.

**Table 19. Sensor**

Sensor support
Ambient Light Sensor on the hinge-up (optional)
P-sensor on the hinge-up (optional)
1 Accelerometer in the base (system board) for both laptop and 2-in-1
1 Accelerometer (Accelerometer + Gyro) in the hinge-up sensor board (Upsell on laptops with Proximity/ALS/IR camera and 100% attached on 2-in-1)

## GPU—Integrated

The following table lists the specifications of the integrated Graphics Processing Unit (GPU) supported by your Latitude 5340/Latitude 5340 2-in-1.

**Table 20. GPU—Integrated**

Controller	Memory size	Processor
Intel Iris Xe Graphics	Dual-channel memory	13 <sup>th</sup> Generation Intel Core i5/i7 processors
Intel UHD Graphics	Single-channel memory	13 <sup>th</sup> Generation Intel Core i3 processor

## Hardware security

The following table lists the hardware security of your Latitude 5340/Latitude 5340 2-in-1.

**Table 21. Hardware security**

Hardware security
Windows Hello - Fingerprint Reader (optional)
Trusted Platform Module (TPM) 2.0 FIPS 140-2 Certified
TCG Certification for TPM (Trusted Computing Group)
One wedge-shaped lock slot



**Table 21. Hardware security (continued)**

<b>Hardware security</b>
Fingerprint Reader in Power Button tied to ControlVault 3
ControlVault 3 Advanced Authentication (optional) FIPS 140-2 Level 3 Certified
Contacted Smart-card reader with Control Vault 3 (optional)
Contactless Smart-card, NFC/FPR with CV3 (optional)
NVMe SED SSD (Opal 2.0) and NVMe Non SED SSD as per SDL

## Smart-card reader

### Contactless smart-card reader


This section lists the contactless smart-card reader specifications of your Latitude 5340/Latitude 5340 2-in-1.

**Table 22. Contactless smart-card reader specifications**

<b>Title</b>	<b>Description</b>	<b>Dell ControlVault 3 contactless smart-card reader with NFC</b>
Felica Card Support	Reader and software capable of supporting Felica contactless cards	Yes
ISO 14443 Type A Card Support	Reader and software capable of supporting ISO 14443 Type A contactless cards	Yes
ISO 14443 Type B Card Support	Reader and software capable of supporting ISO 14443 Type B contactless cards	Yes
ISO/IEC 21481	Reader and software capable of supporting ISO/IEC 21481 compliant contactless cards and tokens	Yes
ISO/IEC 18092	Reader and software capable of supporting ISO/IEC 21481 compliant contactless cards and tokens	Yes
ISO 15693 Card Support	Reader and software capable of supporting ISO15693 contactless cards	Yes
NFC Tag Support	Supports reading and processing of NFC compliant tag information	Yes
NFC Reader Mode	Support for NFC Forum Defined Reader mode	Yes
NFC Writer Mode	Support for NFC Forum Defined Writer mode	Yes
NFC Peer-to-Peer Mode	Support for NFC Forum Defined Peer to Peer mode	Yes
EMVCo Compliant	Compliant with EMVCO smart-card standards as posted to <a href="http://www.emvco.com">www.emvco.com</a>	Yes
EMVCo Certified	Formally certified based on EMVCO smart-card standards	Yes
NFC Proximity OS Interface	Enumerates NFP (Near Field Proximity) device for OS to utilize	Yes

**Table 22. Contactless smart-card reader specifications (continued)**

Title	Description	Dell ControlVault 3 contactless smart-card reader with NFC
PC/SC OS interface	Personal Computer/Smart-card specification for integration of hardware readers into personal computer environments	Yes
CCID driver compliance	Common driver support for Integrated Circuit Card Interface Device for OS level drivers	Yes
Windows Certified	Device certified by Microsoft WHCK	Yes
Dell ControlVault support	Device connects to Dell ControlVault for usage and processing	Yes
FIDO2 compliance	Dell ControlVault 3 Smart-card reader is compliant with the FIDO SPEC	Yes

 **NOTE:** 125 kHz proximity cards are not supported.

**Table 23. Supported cards**

Manufacturer	Card
HID	jCOP readertest3 A card (14443a)
	1430 1L
	DESFire D8H
	iClass (Legacy)
	iClass SEOS
NXP/Mifare	Mifare DESFire 8K White PVC card
	Mifare Classic 1K White PVC card
	NXP Mifare Classic S50 ISO card
G&D	idOnDemand - SCE3.2 144K
	SCE6.0 FIPS 80K Dual+ 1 K Mifare
	SCE6.0 nonFIPS 80K Dual+ 1 K Mifare
	SCE6.0 FIPS 144K Dual + 1K Mifare
	SCE6.0 nonFIPS 144K Dual + 1 K Mifare
	SCE7.0 FIPS 144K
Oberthur	idOnDemand - OCS5.2 80K
	ID-One Cosmo 64 RSA D V5.4 T=0 card

## Contacted smart-card reader

The following table lists the contacted smart-card reader specifications of your Latitude 5340/Latitude 5340 2-in-1.

**Table 24. Contacted smart-card reader specifications**

Title	Description	Dell ControlVault 3 smart-card reader
ISO 7816 -3 Class A Card Support	Reader capable of reading 5 V powered smart-card	Yes

**Table 24. Contacted smart-card reader specifications (continued)**

Title	Description	Dell ControlVault 3 smart-card reader
ISO 7816 -3 Class B Card Support	Reader capable of reading 3 V powered smart-card	Yes
ISO 7816 -3 Class C Card support	Reader capable of reading 1.8 V powered smart-card	Yes
ISO 7816-1 Compliant	Specification for the reader	Yes
ISO 7816 -2 Compliant	Specification for smart-card device physical characteristics (size, location of connection points, and so on)	Yes
T=0 support	Cards support character level transmission	Yes
T=1 support	Cards support block level transmission	Yes
EMVCo Compliant	Compliant with EMVCo (for electronic payment standards) smart-card standards as posted to <a href="http://www.emvco.com">www.emvco.com</a>	Yes
EMVCo Certified	Formally certified based on EMVCO smart-card standards	Yes
PC/SC OS interface	Personal Computer/Smart-card specification for integration of hardware readers into personal computer environments	Yes
CCID driver compliance	Common driver support for Integrated Circuit Card Interface Device for OS level drivers.	Yes
Windows Certified	Device certified by WHCK	Yes
FIPS 201 (PIV/HSPD-12) Compliant through GSA	Device compliant with FIPS 201/PIV/HSPD-12 requirements	Yes
FIDO2 compliance	Dell ControlVault 3 Smart-card reader is compliant with the FIDO SPEC	Yes

## Operating and storage environment


This table lists the operating and storage specifications of your Latitude 5340/Latitude 5340 2-in-1.

**Airborne contaminant level:** G1 as defined by ISA-S71.04-1985

**Table 25. Computer environment**

Description	Operating	Storage
Temperature range	0°C to 35°C (32°F to 95°F)	-40°C to 65°C (-40°F to 149°F)
Relative humidity (maximum)	10% to 90% (non-condensing)	0% to 95% (non-condensing)
Vibration (maximum)*	0.66 GRMS	1.30 GRMS
Shock (maximum)	110 G†	160 G†
Altitude range	-15.2 m to 3048 m (-49.87 ft to 10000 ft)	-15.2 m to 10668 m (-49.87 ft to 35000 ft)

**Table 25. Computer environment (continued)**

Description	Operating	Storage
 <b>CAUTION: Operating and storage temperature ranges may differ among components, so operating or storing the device outside these ranges may impact the performance of specific components.</b>		

\* Measured using a random vibration spectrum that simulates user environment.

† Measured using a 2 ms half-sine pulse.

# Engineering specifications

## Wireless module

### Realtek RTL8852BE, 2x2, Wi-Fi 6 (Wi-Fi 802.11 a/b/g/n/ac/ax), Bluetooth wireless card

The following table lists the Realtek RTL8852BE specifications.

**Table 26. Realtek RTL8852BE specifications**

Host interface	<ul style="list-style-type: none"> <li>• PCIe for Wi-Fi</li> <li>• USB for Bluetooth</li> </ul>
Network standard	IEEE 802.11a/b/g/n/ac/ax, MU-MIMO
Wi-Fi Alliance certifications	Wi-Fi CERTIFIED* a/b/g/n/ac/ax, WMM*, WPA, WPA2*, WPA3*, and Wi-Fi Direct (Microsoft Windows* only)
Operating frequency bands	<ul style="list-style-type: none"> <li>• 2.4 GHz</li> <li>• 5 GHz</li> </ul>
Data rate	<ul style="list-style-type: none"> <li>• 2.4 GHz 40M: Up to 574 Mbps</li> <li>• 5 GHz 80M: Up to 1201 Mbps</li> </ul>
Power consumption	Optimized power modes (sleep states) reduce power consumption during periods of inactivity
Authentication	<ul style="list-style-type: none"> <li>• WPA* and WPA2* Personal and Enterprise</li> <li>• WPA3* Personal and Enterprise</li> </ul>
Client utility	Native Wi-Fi and Bluetooth Microsoft UI support
Software support	<ul style="list-style-type: none"> <li>• Microsoft WHQL certified for Windows</li> <li>• Linux</li> </ul>
Radio On/Off	Supported
Roaming	Support seamless roaming between access points
Wake on wireless	Supported
Wireless display	Native Miracast support by Windows
Wireless PAN standard	<ul style="list-style-type: none"> <li>• Dual Mode Bluetooth</li> <li>• BLE</li> </ul>
Bluetooth data rates	Up to 3 Mbps
Bluetooth operating frequency bands	2.4 GHz
Bluetooth profiles supported	Support for Microsoft Inbox Bluetooth profiles in Windows
Bluetooth data encryption	128-bit encryption
Operating temperature	0°C to + 70°C
Storage temperature	-40°C to +85°C

**Table 26. Realtek RTL8852BE specifications (continued)**

**i** **NOTE:** \*Other names and brands may be claimed as the property of others

## Intel AX211, 2x2 MIMO, 2400 Mbps, 2.4/5/6 GHz, Wi-Fi 6E (WiFi 802.11ax), Bluetooth wireless card


The following table lists the Intel AX211 specifications.

**i** **NOTE:** Wi-Fi 6 is supported in regions where Wi-Fi 6E is unavailable.

**Table 27. Intel AX211 specifications**

Host interface	CNVio
Network standard	IEEE 802.11a/b/g/n/ac/ax, 160 MHz channel use, MU-MIMO, new 6 GHz band
Wi-Fi Alliance certifications	Wi-Fi CERTIFIED* 6, Wi-Fi CERTIFIED* a/b/g/n/ac, WMM*, WMM*-Power Save, WPA2*, WPA3*, WPS*, PMF* ,Wi-Fi Direct*, Wi-Fi Agile Multiband*
Operating frequency bands	<ul style="list-style-type: none"> <li>• 2.4 GHz</li> <li>• 5 GHz</li> <li>• 6 GHz</li> </ul>
Data rate	<ul style="list-style-type: none"> <li>• 2.4 GHz 40M: Up to 574 Mbps</li> <li>• 5/6 GHz 80M: Up to 1.2 Gbps</li> <li>• 5/6 GHz 160M: Up to 2.4 Gbps</li> </ul>
Power consumption	Optimized power modes (sleep states) reduce power consumption during periods of inactivity
Security methods	<ul style="list-style-type: none"> <li>• WPA2 Personal and Enterprise</li> <li>• WPA3</li> </ul>
Authentication protocols	<ul style="list-style-type: none"> <li>• 802.1X EAP-TLS</li> <li>• EAP-TTLS/MSCHAPv2</li> <li>• PEAPv0 -MSCHAPv2 (EAP-SIM, EAP-AKA, EAP-AKA)</li> </ul>
Encryption	<ul style="list-style-type: none"> <li>• 64-bit and 128-bit WEP</li> <li>• TKIP</li> <li>• 128-bit AES-CCMP</li> <li>• 256-bit AES-GCMP</li> </ul>
Product safety	<ul style="list-style-type: none"> <li>• UL</li> <li>• C-UL</li> <li>• CB (IEC60950-1)</li> </ul>
Management capabilities alerting	Support for Intel AMT
Government compliance	<ul style="list-style-type: none"> <li>• FIPS 140-2</li> <li>• FISMA</li> </ul>
Client utility	Intel PRO/Set wireless software v22 and later
Antenna diversity	Supported
Radio On/Off	Supported
Roaming	Support seamless roaming between access points
Wake on wireless	Supported

**Table 27. Intel AX211 specifications (continued)**


Wireless display	Native Miracast support by Windows
Wireless PAN standard	<ul style="list-style-type: none"> <li>• Dual Mode Bluetooth</li> <li>• BLE</li> </ul>
Bluetooth data rates	Up to 3 Mbps
Bluetooth operating frequency bands	2.4 GHz
Bluetooth profiles supported	Support for Microsoft Inbox Bluetooth profiles in Windows
Bluetooth data encryption	128-bit encryption
Bluetooth output power	Power class 1
Operating temperature	0°C to + 50°C (Full performance at shield temperatures up to 80°C)
Storage temperature	-40°C to +70°C
Humidity	Up to 90% RH non-condensing (at temperatures of 25°C to 35°C)
 <b>NOTE:</b> *Other names and brands may be claimed as the property of others.	

## WWAN module

### Intel 5000 Global 5G Modem

The following table lists the Intel 5000 Global 5G Modem specifications.

**Table 28. Intel 5000 Global 5G Modem specifications**

Form factor	M.2 3052 Key-B
Host interface	PCIe Gen3
Network standard	<ul style="list-style-type: none"> <li>• NR FR1 (Sub6) FDD/TDD</li> <li>• LTE FDD/TDD</li> <li>• WCDMA/HSPA+</li> <li>• GPS/GLONASS/Galileo/BDS/QZSS</li> </ul>
Transfer rate	Up to 3Gbps DL/250 Mbps UL (3GPP Release15 NR/LTE CAT19)
Operating frequency bands	<ul style="list-style-type: none"> <li>• NR(n1, n2, n3, n5, n7, n8, n20, n25, n28, n30, n38, n40, n41, n48, n66, n71, n77, n78, n79)</li> <li>• LTE (B1, B2, B3, B4, B5, B7, B8, B12, B13, B14, B17, B18, B19, B20, B25, B26, B28, B29, B30, B32, B34, B38, B39, B40, B41, B42, B43, B46, B48, B66)</li> <li>• WCDMA/HSPA+ (1, 2, 4, 5, 8)</li> </ul>
Power supply	DC 3.135 V to 4.4 V, Typical 3.3 V
SIM card	Supported through external SIM slot
eSIM with Dual SIM (DSSA)	Supported  <b>NOTE:</b> The availability of eSIM functionality embedded on the module is dependent on the region and specific carrier requirements.
Antenna diversity	Supported
Radio On/Off	Supported

**Table 28. Intel 5000 Global 5G Modem specifications (continued)**

Wake on wireless	Supported
Normal operating temperature	-10°C to +55°C
Extended operating temperature	-30°C to +75°C
Storage temperature	-40°C to +85°C
Antenna connector	<ul style="list-style-type: none"> <li>• WWAN Antenna x 4</li> <li>• Supports 4x4 MIMO</li> </ul>

## Intel XMM 7560 R Global LTE-Advanced

The following table lists the Intel XMM 7560 R Global LTE-Advanced specifications.

**Table 29. Intel XMM 7560 R Global LTE-Advanced specifications**

Form factor	M.2 3042 Key-B
Host interface	PCIe Gen2
Network standard	<ul style="list-style-type: none"> <li>• LTE FDD/TDD</li> <li>• WCDMA/HSPA+</li> <li>• GPS/GLONASS/BDS/Galileo</li> </ul>
Transfer rate	<ul style="list-style-type: none"> <li>• DL CAT16 - Up to 1 Gbps</li> <li>• UL - Up to 150 Mbps</li> </ul>
Operating frequency bands	<ul style="list-style-type: none"> <li>• LTE (B1, B2, B3, B4, B5, B7, B8, B12, B13, B14, B17, B18, B19, B20, B25, B26, B28, B29, B30, B32, B34, B38, B39, B40, B41 (HPUE), B42, B43, B46 (receiver only), B48, B66, B71)</li> <li>• WCDMA/HSPA+ (1, 2, 4.5, 8)</li> </ul>
Power supply	DC 3.135 V to 4.4 V, typical 3.3 V
SIM card	Supported through external SIM slot
eSIM with Dual SIM (DSSA)	Supported (the availability of eSIM functionality embedded on the module is dependent on the region and specific carrier requirements)
Antenna diversity	Supported
Radio On/Off	Supported
Wake on wireless	Supported
Normal operating temperature	-10°C to +55°C
Extended operating temperature	-20°C to +65°C
Antenna connector	<ul style="list-style-type: none"> <li>• WWAN Antenna x 4</li> <li>• Supports 4x4 MIMO</li> </ul>



# GPU—Integrated

## Intel Iris X<sup>e</sup> Graphics

The following table lists the Intel Iris X<sup>e</sup> Graphics specifications.

**Table 30. Intel Iris X<sup>e</sup> Graphics specifications**

Bus type	Integrated graphics <i>i</i> <b>NOTE:</b> Intel Iris X <sup>e</sup> Graphics uses the computers memory as video memory. <i>i</i> <b>NOTE:</b> System with single-channel memory is shown as Intel UHD Graphics in Intel Graphics Command Centre (IGCC).
Memory type	Shared with system memory
Memory interface	Not applicable (Unified Memory Architecture)
Estimated maximum power consumption (TDP)	15 W, included in the CPU power
Maximum color depth	10 bits
Maximum vertical refresh rate	Up to 120 Hz <i>i</i> <b>NOTE:</b> The refresh rate depends on the resolution.
External ports	HDMI 2.0 port, DisplayPort over USB Type-C
Multiple display support	Up to 4 displays including laptop display

## Intel UHD Graphics

The following table lists the Intel UHD Graphics specifications.

**Table 31. Intel UHD Graphics specifications**

Bus type	Integrated graphics
Memory type	Shared with system memory
Graphics level	i5/i7: GT2 (UHD)
Estimated maximum power consumption (TDP)	15 W
Overlay planes	Yes
Operating systems graphics/video API support	DirectX 12, OpenGL (4.5 from Intel CML POR)
Maximum vertical refresh rate	<ul style="list-style-type: none"> <li>HDMI 2.0: 4096 x 2160 @ 60 Hz, 24bpp (HDMI or optional USB Type-C to HDMI dongle)</li> <li>Max Digital: 4096 x 2304 @ 60 Hz, 24bpp (mDP or DP 1.4 over Type-C port)</li> </ul>
External ports	<ul style="list-style-type: none"> <li>HDMI 2.0 port</li> <li>DisplayPort over USB Type-C</li> </ul>
Multiple display support	Up to 4 displays through DisplayPort Multi-Streaming Technology (MST)

# Video port and resolution matrix

The following table lists the Video port and resolution matrix of your Latitude 5340/Latitude 5340 2-in-1.

**Table 32. Video port and resolution matrix**

Port type	HDMI 2.0 port
Maximum resolution—single display	4096 x 2160 @ 60 Hz
Maximum resolution—dual MST	Not applicable
Maximum resolution—triple MST	Not applicable

# Storage

## M.2 2230, 256 GB, PCIe NVMe Gen4 x4, Class 35 SSD

The following table lists the M.2 2230, 256 GB SSD specifications.

**Table 33. 256 GB SSD specifications**

Capacity	256 GB
Height (approximate)	3.5 mm (0.17 in.)
Width (approximate)	22.00 mm (0.87 in.)
Depth (approximate)	30.00 mm (1.18 in.)
Interface type	PCIe Gen4
Speed (maximum)	64 Gb/s (up to 4 lanes)
MTTF	1.4M hours
Logical blocks	500,118,192
<b>Power source</b>	
Power consumption (reference only)	<ul style="list-style-type: none"> <li>● Idle: 5 mW (PS4)</li> <li>● Active: 4 W</li> </ul>
<b>Environmental operating conditions (non-condensing)</b>	
Temperature range	0°C to 70°C
Relative humidity range	10% to 90%
Op shock	1500G
<b>Environmental non-operating conditions (non-condensing)</b>	
Temperature range	-40°C to 70°C
Relative humidity range	5% to 95%

## M.2 2230, 512 GB, PCIe NVMe Gen4 x4, Class 35 SSD

The following table lists the M.2 2230, 512 GB SSD specifications.

**Table 34. 512 GB SSD specifications**

Capacity	512 GB
Height (approximate)	3.5 mm (0.17 in.)

**Table 34. 512 GB SSD specifications (continued)**

Width (approximate)	22.00 mm (0.87 in.)
Depth (approximate)	30.00 mm (1.18 in.)
Interface type	PCIe Gen4
Speed (maximum)	64 Gb/s (up to 4 lanes)
MTTF	1.4M hours
Logical blocks	1,000,215,216
<b>Power source</b>	
Power consumption (reference only)	<ul style="list-style-type: none"> <li>• Idle: 5 mW (PS4)</li> <li>• Active: 4 W</li> </ul>
<b>Environmental operating conditions (non-condensing)</b>	
Temperature range	0°C to 70°C
Relative humidity range	10% to 90%
Op shock	1500G
<b>Environmental non-operating conditions (non-condensing)</b>	
Temperature range	-40°C to 70°C
Relative humidity range	5% to 95%

## M.2 2230, 1 TB, PCIe NVMe Gen4 x4, Class 35 SSD

The following table lists the M.2 2230, 1 TB SSD specifications.

**Table 35. 1 TB SSD specifications**

Capacity	1 TB
Height (approximate)	3.5 mm (0.17 in.)
Width (approximate)	22.00 mm (0.87 in.)
Depth (approximate)	30.00 mm (1.18 in.)
Interface type	PCIe Gen4
Speed (maximum)	64 Gb/s (up to 4 lanes)
MTBF	1.4M hours
Logical blocks	2,000,409,264
<b>Power source</b>	
Power consumption (reference only)	<ul style="list-style-type: none"> <li>• Idle: 5 mW (PS4)</li> <li>• Active: 4 W</li> </ul>
<b>Environmental operating conditions (non-condensing)</b>	
Temperature range	0°C to 70°C
Relative humidity range	10% to 90%
Op shock	1500G
<b>Environmental non-operating conditions (non-condensing)</b>	
Temperature range	-40°C to 70°C
Relative humidity range	5% to 95%

## M.2 2230, 2 TB, PCIe NVMe Gen4 x4, Class 25 SSD

The following table lists the M.2 2230, 2 TB SSD specifications.

**Table 36. 2 TB SSD specifications**

Capacity	2 TB
Height (approximate)	2.38 mm (0.09 in.)
Width (approximate)	22.00 mm (0.87 in.)
Depth (approximate)	30.00 mm (1.18 in.)
Interface type	PCIe Gen4
Speed (maximum)	64 Gb/s (up to 4 lanes)
MTBF	1.4M hours
Logical blocks	4,000,797,360
<b>Power source</b>	
Power consumption (reference only)	<ul style="list-style-type: none"> <li>● Idle: 5 mW (PS4)</li> <li>● Active: 4 W</li> </ul>
<b>Environmental operating conditions (non-condensing)</b>	
Temperature range	0°C to 70°C
Relative humidity range	10% to 90%
Op shock	1500G
<b>Environmental non-operating conditions (non-condensing)</b>	
Temperature range	-40°C to 70°C
Relative humidity range	5% to 95%

## M.2 2230, 256 GB, PCIe NVMe Gen4 x4, Opal Self-Encrypting, Class 35 SSD

The following table lists the M.2 2230, 256 GB SSD specifications.

**Table 37. 256 GB SSD, self-encrypting drive specifications**

Capacity	256 GB
Height (approximate)	2.38 mm (0.09 in.)
Width (approximate)	22.00 mm (0.87 in.)
Depth (approximate)	30.00 mm (1.18 in.)
Interface type	PCIe Gen4
Speed (maximum)	64 Gb/s (up to 4 lanes)
MTBF	1.4M hours
Logical blocks	500,118,192
<b>Power source</b>	
Power consumption (reference only)	<ul style="list-style-type: none"> <li>● Idle: 5 mW (PS4)</li> <li>● Active: 4 W</li> </ul>
<b>Environmental operating conditions (non-condensing)</b>	

**Table 37. 256 GB SSD, self-encrypting drive specifications (continued)**

Temperature range	0°C to 70°C
Relative humidity range	10% to 90%
Op shock	1500G
<b>Environmental non-operating conditions (non-condensing)</b>	
Temperature range	-40°C to 70°C
Relative humidity range	5% to 95%

## Power adapter

The following table lists the power adapter specifications of your Latitude 5340/Latitude 5340 2-in-1.

**Table 38. Power adapter specifications**

Description	Values			
Type	60 W AC adapter, USB-C	60 W AC adapter, USB-C, 2-pin	65 W AC adapter, USB-C	100 W AC adapter, USB-C
Diameter (connector)	Not supported	Not supported	Not supported	Not supported
Input voltage	100 VAC-240 VAC	100 VAC-240 VAC	100 VAC-240 VAC	100 VAC-240 VAC
Input frequency	50 Hz-60 Hz	50 Hz-60 Hz	50 Hz-60 Hz	50 Hz-60 Hz
Input current (maximum)	1.60 A	1.60 A	1.70 A	1.50 A
Output current (continuous)	<ul style="list-style-type: none"> <li>● 20 V/4.50 A</li> <li>● 15 V/3 A</li> <li>● 9 V/3 A</li> <li>● 5 V/3 A</li> </ul>	<ul style="list-style-type: none"> <li>● 20 V/4.50 A</li> <li>● 15 V/3 A</li> <li>● 9 V/3 A</li> <li>● 5 V/3 A</li> </ul>	<ul style="list-style-type: none"> <li>● 20 V/4.50 A</li> <li>● 15 V/3 A</li> <li>● 9 V/3 A</li> <li>● 5 V/3 A</li> </ul>	<ul style="list-style-type: none"> <li>● 20 V/4.50 A</li> <li>● 15 V/3 A</li> <li>● 9 V/3 A</li> <li>● 5 V/3 A</li> </ul>
Rated output voltage	20 VDC/15 VDC/9 VDC/5 VDC	20 VDC/15 VDC/9 VDC/5 VDC	20 VDC/15 VDC/9 VDC/5 VDC	20 VDC/15 VDC/9 VDC/5 VDC
<b>Temperature range</b>				
Operating	0°C to 40°C (32°F to 104°F)	0°C to 40°C (32°F to 104°F)	0°C to 40°C (32°F to 104°F)	0°C to 40°C (32°F to 104°F)
Storage	-40°C to 40°C (-40°F to 104°F)	-40°C to 40°C (-40°F to 104°F)	-40°C to 40°C (-40°F to 104°F)	-40°C to 40°C (-40°F to 104°F)
<b>Compliance</b>				
Erp Lot3 Tier 2 requirement	Yes	Yes	Yes	Yes
Energy Star 8.0 compliant	Yes	Yes	Yes	Yes
GS mark compliant	NA	NA	NA	NA
NCTC Anti Power Surge certification	NA	NA	NA	NA
NCTC Anti Lightning Strike certification	NA	NA	NA	NA

# Accessories

The following table lists the supported accessories on your Latitude 5340/Latitude 5340 2-in-1.

**Table 39. Accessories**

<b>Accessories</b>
<b>Audio:</b> Dell Pro Wireless Headset - WL5022
<b>Adapters:</b> <ul style="list-style-type: none"> <li>• Dell USB-C Mobile Adapter - MH3021P</li> <li>• Dell Mobile Adapter Speaker phone - DA310</li> </ul>
<b>Carrying case:</b> <ul style="list-style-type: none"> <li>• Dell Pro Hybrid Briefcase Backpack 15 - PO1521HB</li> </ul>
<b>Dock:</b> Dell Thunderbolt 4 Dock - WD22TB4
<b>Mouse:</b> Dell Mobile Pro Wireless Mice - MS5120W
<b>Keyboard:</b> Dell Pro Wireless Keyboard and Mouse - KM5221W
<b>Monitor:</b> <ul style="list-style-type: none"> <li>• Dell 24 Monitor - P2422H</li> <li>• Dell 27 Monitor - P2722H</li> </ul>
<b>Webcam:</b> Dell Pro Webcam - WB5023

# Security

## Software security

The following table lists the software security details of your Latitude 5340/Latitude 5340 2-in-1.

**Table 40. Software security**

<b>Security options</b>
Latitude Security software per software functional plan/cycle list
McAfee Small Business Security 30-day trial
McAfee Small Business Security 12-month subscription, digitally delivered
McAfee Small Business Security 24-month subscription, digitally delivered
McAfee Small Business Security 36-month subscription, digitally delivered
Dell Digital Device ID: TPM Platform Root Key provisioning
BIOS complies to Dell SMBIOS implementation spec (DSIS)
SW and Drivers MUP/DUP compliant per spec Agile S01310

**Table 40. Software security (continued)**

Security options
Dell Power Manager 3.0 or later version (DPM)
Dell Command   Configure 4.0 or later (DCC) with Remote BIOS configuration
Dell Command   Monitor 10.0 or later (DCM)
Dell Command   Update 3.0 or later (DCU)
Dell Command   Update Catalog (DCUC)
Dell Command   Deploy (DCP)
Dell Command   Integration Suite for System Center 5.0 (DCIS)
Dell Command   Intel® vPro™ Out of Band (DCIV)
Dell Command   PowerShell Provider 2.0 or later
Dell Command   Deploy Driver Pack Catalog 1.0 or later
Dell Client System Repository Manager (RM) - client support
Dell SCOM Managability Pack (SCOM MP) - client support

## Fingerprint reader

The following table lists the fingerprint reader specifications of your Latitude 5340/Latitude 5340 2-in-1.

**Table 41. Fingerprint reader specifications**

<b>Category</b>	Goodix—GF5288WNC
<b>Sensor technology</b>	Capacitive sensing
<b>Sensor resolution</b>	500 dpi
<b>Sensor pixel size</b>	108 x 88 pixels
<b>Dell ControlVault support</b>	Yes
<b>Dell ControlVault 3.0 support</b>	Yes
<b>Anti-spoofing</b>	Yes
<b>Template storage</b>	Dell ControlVault HW protected and encrypted
<b>Match on chip</b>	Yes
<b>FIPS 201 certified</b>	No

## Dell ControlVault 3.0

The following table lists the Dell ControlVault 3.0 specifications of your Latitude 5340/Latitude 5340 2-in-1.

**Table 42. Dell ControlVault 3.0 specifications**

Title	Description	Dell ControlVault 3.0
CPU technology	N/A	1 GHz ARM Cortex A7
RAM	N/A	1 MB
ROM	N/A	16 MB
TPM included	TPM enumeration included within ControlVault	No
Host Interface	N/A	USB 2.0

**Table 42. Dell ControlVault 3.0 specifications (continued)**

Title	Description	Dell ControlVault 3.0
Fingerprint procession on chip	Fingerprint processing occurs within secure boundary of ControlVault	Yes
Windows WBF support	Support for Windows biometric framework when Fingerprint reader is attached	Yes
FIPS 140-2 level 3 complaint	Device complaint with FIPS 140-2 level 3 requirements	Yes
FIPS 140-2 level 3 certified	Device certified with FIPS 140-2 level 3 requirements	Yes

## Trusted Platform Module

The following table lists the Trusted Platform Module (TPM) of your Latitude 5340/Latitude 5340 2-in-1.

**Table 43. Trusted Platform Module (TPM)**

<b>TPM: ST/ST33 HTPH2X32AHE4</b>
SPI interface
TPM 2.0
FIPs 140-2 certificate

## Thermal and acoustic improvements

The following table lists the thermal and acoustic improvements of your Latitude 5340/Latitude 5340 2-in-1.

**Table 44. Thermal and acoustic improvements**

New larger single heat pipe	Increase the heat capacity to improve thermal dissipation
Better system tuning/setting	Get higher performance and good user experience
Pro-OS enhanced thermal setting (Dynamic PL1)	Optimized boot-up time to balance thermals at start-up
Linear fan control	Fan speed ramp more smoothly for better user experience, no more significant acoustic changing
DDT SSD setting	Protecting the SSD device in high temperature and worse cases to prevent blue screen of death (BSOD)
IEC 60529 ingress protection: IP-54	<ul style="list-style-type: none"> <li>Dust protected</li> <li>Protected against dripping water</li> </ul>
Better acoustic experience	Enhance acoustic to 0.6 sone during daily working conditions and fan off when system is idle

## System management features

Dell commercial systems come with a number of systems management options that are include by default for In-Band management with our Dell Client Command Suite. In-Band management meaning that the Operating System is functional and the device is connected to a network so that it can be managed. The Dell Client Command Suite of tools can be leveraged individually or with a systems management console like SCCM, LANDESK, KACE, etc.

We also offer Out-of-Band management as an option. Out-of-band management is when the system does not have a functional operating system or is turned off and you still want to be able to manage the system in that state.



## Dell Client Command Suite for In-Band systems management

**Dell Client Command Suite** is a free toolkit available for download, for all Latitude Rugged tablets at [dell.com/support](http://dell.com/support), that automates and streamlines systems management tasks, saving time, money, and resources. It consists of the following modules that can be used independently, or with a variety of systems management consoles such as SCCM.

Dell Client Command Suite's integration with VMware Workspace ONE Powered by AirWatch, now allows customers to manage their Dell client hardware from the cloud, using a single Workspace ONE console.

**Dell Command | Deploy** enables easy operating system (OS) deployment across all major OS deployment methodologies and provides numerous system-specific drivers that have been extracted and reduced to an OS-consumable state.

**Dell Command | Configure** is a graphical user interface (GUI) admin tool for configuring and deploying hardware settings in a pre-OS or post-OS environment, and it operates seamlessly with SCCM and Airwatch and can be self-integrated into LANDesk and KACE. Simply, this is all about the BIOS. Command | Configure allows you to remotely automate and configure over 150+ BIOS settings for a personalized user experience.

**Dell Command | PowerShell Provider** can do the same things as Command | Configure, but with a different method. PowerShell is a scripting language that allows customers to create a customized and dynamic configuration process.

**Dell Command | Monitor** is a Windows Management Instrumentation (WMI) agent that provides IT admins with an extensive inventory of the hardware and health-state data. Admins can also configure hardware remotely by using command line and scripting.

**Dell Command | Power Manager (end-user tool)** is a GUI-based factory-installed battery management tool that allows end users to choose the battery management methods that meet their personal preferences or work schedule without sacrificing IT's capability to control those settings with Group Policy.

**Dell Command | Update (end-user tool)** is factory-installed and allows admins to individually manage and automatically present and install Dell updates to the BIOS, drivers, and software. Command | Update eliminates the time-consuming hunting and pecking process of update installation.

**Dell Command | Update Catalog** provides searchable metadata that allows the management console to retrieve the latest system-specific updates (driver, firmware or BIOS). The updates are then delivered seamlessly to end-users using the customer's systems management infrastructure that is consuming the catalog (like SCCM).


**Dell Command | vPro Out of Band** console extends hardware management to systems that are offline or have an unreachable OS (Dell exclusive features).

**Dell Command | Integration Suite for System Center** - This suite integrates all the key components of the Client Command Suite into Microsoft System Center Configuration Manager 2012 and Current Branch versions.

## Out of Band Systems Management

Intel Standard Manageability option **must be configured in our factory at the time of purchase, as it is NOT field upgradable**. It offers out-of-band management and DASH compliance ([https://registry.dmtf.org/registry/results/?field\\_initiative\\_name%3A%22DASH%201.0%22](https://registry.dmtf.org/registry/results/?field_initiative_name%3A%22DASH%201.0%22)).

## ComfortView Plus

 **WARNING: Prolonged exposure to blue light from the display may lead to long-term effects such as eye strain, eye fatigue, or damage to the eyes.**

Blue light is a color in the light spectrum which has a short wavelength and high energy. Chronic exposure to blue light, particularly from digital sources, may disrupt sleep patterns and cause long-term effects such as eye strain, eye fatigue, or damage to the eyes.

The display on this computer is designed to minimize blue light and complies with TÜV Rheinland's requirement for low blue light displays.

Low blue light mode is enabled at the factory, so no further configuration is necessary.

To reduce the risk of eye strain, it is also recommended that you:

- Position the display at a comfortable viewing distance between 20 and 28 inches (50 and 70 cm) from your eyes.
- Blink frequently to moisten your eyes, wet your eyes with water, or apply suitable eye drops.
- Look away from your display, and gaze at a distant object at 20 ft (609.60 cm) away for at least 20 seconds during each break.
- Take an extended break for 20 minutes every two hours.

## Using the privacy shutter

1. Slide the privacy shutter to the left to access the camera lens.
2. Slide the privacy shutter to the right to cover the camera lens.



## Dell Optimizer

This section details the Dell Optimizer specifications of your Latitude 5340/Latitude 5340 2-in-1.

On Latitude 5340/Latitude 5340 2-in-1 with Dell Optimizer, the following features are supported:

- **ExpressConnect**—Automatically joins the access point with the strongest signal, and directs bandwidth to conferencing applications when in use.
- **ExpressSign-in**—The Intel Context Sensing Technology's proximity sensor detects your presence to instantly wake up the computer and login using the IR camera and Windows Hello feature. Windows locks when you walk away.
- **ExpressResponse**—Prioritizes the most important applications. Applications open faster and perform better.
- **ExpressCharge**—Extends the battery runtime and improves battery performance by adapting to your patterns.
- **Intelligent Audio**—Collaborate like you're in the same room. Intelligent Audio enhances your audio quality and reduces background noises, so you can hear and be heard, creating a better conference experience for all.

For more information about configuring and using these features, see [Dell Optimizer User Guide](#).

## Color, material, and finish

This section provides the color, material, and finish (CMF) specifications of your Latitude 5340/Latitude 5340 2-in-1.



**Table 45. CMF specifications**

A Cover (Top)	<ul style="list-style-type: none"> <li>Carbon Fiber Reinforced Plastic (CFRP) + Bi-Injection Antenna Cover</li> <li>Titan Gray Waterborne UV Monocoat (WUVM)</li> <li>10+/-2 Gloss Units (GU)</li> </ul>
B Cover (Bezel)	<ul style="list-style-type: none"> <li>PC/ ABS + Elastomer</li> <li><b>i</b> <b>NOTE:</b> PC/ABS: PC/ABS (polycarbonate / acrylonitrile-butadiene-styrene terpolymer blend) is a thermoplastic alloy of (PC) polycarbonate and (ABS) acrylonitrile-butadiene-styrene.</li> <li>Apollo, Resin</li> <li>Bezel: MT11520, 4+/-1 GU and Bumper: MT 11510, 3+/-1 GU</li> </ul>
C Cover (Palmrest)	<ul style="list-style-type: none"> <li>Plastic (Rustic Pewter, Resin)</li> <li>Titan Gray WUVM</li> <li>10+/-2 GU</li> </ul>
D Cover (Bottom)	<ul style="list-style-type: none"> <li>Black CFRP</li> <li>PC+50%GF (For 2-in-1)</li> <li>Titan Gray WUVM</li> <li>10+/-2 GU</li> </ul>

**i** **NOTE:** Titan Gray, Cool Gray 9C = RGB 117 120 123 HEX/HTML 75787B CMYK 30 22 17 57

## Keyboard function keys

The **F1-F12** keys at the top of the keyboard are function keys. By default, these keys are used to perform specific functions defined by the software application in use.

You can run the secondary tasks that are indicated by the symbols on the function keys by pressing the function key with **fn**, for example, **fn** and **F1**. See the table below for the list of secondary tasks and the key combinations to run them.

**NOTE:** Keyboard characters may differ depending on the keyboard language configuration. Keys that are used for tasks remain the same, regardless of the keyboard language.

**NOTE:** You can define the primary behavior of function keys in the **Function Key Behavior** menu of the BIOS setup program.

**Table 46. Secondary tasks of keyboard keys**

Key combination for task	What the task does
<b>fn</b> and <b>F1</b>	Operating system and application specific F1 behavior
<b>fn</b> and <b>F2</b>	Operating system and application specific F2 behavior
<b>fn</b> and <b>F3</b>	Operating system and application specific F3 behavior
<b>fn</b> and <b>F4</b>	Operating system and application specific F4 behavior
<b>fn</b> and <b>F5</b>	Operating system and application specific F5 behavior
<b>fn</b> and <b>F6</b>	Operating system and application specific F6 behavior
<b>fn</b> and <b>F8</b>	Operating system and application specific F8 behavior
<b>fn</b> and <b>F9</b>	Operating system and application specific F9 behavior
<b>fn</b> and <b>F10</b>	Operating system and application specific F10 behavior
<b>fn</b> and <b>F11</b>	Operating system and application specific F11 behavior
<b>fn</b> and <b>F12</b>	Operating system and application specific F12 behavior
<b>fn</b> and <b>Right Ctrl</b>	Open application menu
<b>fn</b> and <b>PgUp</b>	Page up
<b>fn</b> and <b>PgDn</b>	Page down

## Keys with alternate characters


There are other keys on your keyboard with alternate characters. The symbol shown on the lower part of the key refers to the character that is typed out when the key is pressed. If you press shift and the key, the symbol shown on the upper part of the key is typed out. For example, if you press **2**, **2** is typed out; if you press **Shift + 2**, **@** is typed out.

# Getting help and contacting Dell

## Self-help resources


You can get information and help on Dell products and services using these self-help resources:


**Table 47. Self-help resources**

Self-help resources	Resource location
Information about Dell products and services	<a href="http://www.dell.com">www.dell.com</a>
Tips	
Contact Support	In Windows search, type <code>Contact Support</code> , and press Enter.
Online help for operating system	<a href="http://www.dell.com/support/windows">www.dell.com/support/windows</a> <a href="http://www.dell.com/support/linux">www.dell.com/support/linux</a>
Access top solutions, diagnostics, drivers and downloads, and learn more about your computer through videos, manuals and documents.	Your Dell computer is uniquely identified by a Service Tag or Express Service Code. To view relevant support resources for your Dell computer, enter the Service Tag or Express Service Code at <a href="http://www.dell.com/support">www.dell.com/support</a> .  For more information on how to find the Service Tag for your computer, see <a href="#">Locate the Service Tag on your computer</a> .
Dell knowledge base articles for a variety of computer concerns	<ol style="list-style-type: none"> <li>1. Go to <a href="http://www.dell.com/support">www.dell.com/support</a>.</li> <li>2. On the menu bar at the top of the Support page, select <b>Support &gt; Knowledge Base</b>.</li> <li>3. In the Search field on the Knowledge Base page, type the keyword, topic, or model number, and then click or tap the search icon to view the related articles.</li> </ol>

## Contacting Dell

To contact Dell for sales, technical support, or customer service issues, see [www.dell.com/contactdell](http://www.dell.com/contactdell).

 **NOTE:** Availability varies by country/region and product, and some services may not be available in your country/region.

 **NOTE:** If you do not have an active Internet connection, you can find contact information about your purchase invoice, packing slip, bill, or Dell product catalog.