


# Latitude 7340

## Technical Guidebook

## Notes, cautions, and warnings

 **NOTE:** A NOTE indicates important information that helps you make better use of your product.

 **CAUTION:** A CAUTION indicates either potential damage to hardware or loss of data and tells you how to avoid the problem.

 **WARNING:** A WARNING indicates a potential for property damage, personal injury, or death.

<b>Chapter 1: Views of Latitude 7340.....</b>	<b>5</b>
Right.....	5
Left.....	5
Top.....	6
Display.....	7
Bottom.....	8
Service Tag.....	8
Modes.....	9
Battery charge and status light .....	13
<b>Chapter 2: Specifications of Latitude 7340.....</b>	<b>14</b>
Dimensions and weight.....	14
Processor.....	14
Chipset.....	15
Operating system.....	15
Memory.....	15
External ports.....	16
Internal slots.....	16
Wireless module.....	16
Audio.....	17
Storage.....	17
Keyboard.....	18
Camera.....	18
Clickpad.....	19
Power adapter.....	19
Battery.....	20
Display.....	21
Fingerprint reader (Optional).....	22
Sensor .....	23
GPU—Integrated.....	23
Multiple display support matrix.....	23
Hardware security.....	24
Smart-card reader.....	24
Contactless smart-card reader.....	24
Contacted smart-card reader.....	26
Operating and storage environment.....	26
<b>Chapter 3: Engineering specifications.....</b>	<b>28</b>
Wireless module.....	28
Intel AX211, 2x2 MIMO, 2400 Mbps, 2.4/5/6 GHz, Wi-Fi 6E (WiFi 802.11ax), Bluetooth wireless card.....	28
GPU—Integrated.....	29
Intel Iris X <sup>e</sup> Graphics.....	29
Video port and resolution matrix.....	30

Storage.....	30
M.2 2230, 256 GB, PCIe NVMe Gen4 x4, Class 35 SSD.....	30
M.2 2230, 512 GB, PCIe NVMe Gen4 x4, Class 35 SSD.....	31
M.2 2230, 1 TB, PCIe NVMe Gen4 x4, Class 35 SSD.....	31
M.2 2230, 2 TB, PCIe NVMe Gen4 x4, Class 25 SSD.....	32
M.2 2230, 256 GB, PCIe NVMe Gen4 x4, Opal Self-Encrypting, Class 35 SSD.....	32
Power adapter.....	33
Accessories.....	34
Security.....	35
Software security.....	35
Dell ControlVault 3.0 .....	36
Trusted Platform Module.....	36
Thermal specifications.....	36
Thermal and acoustic improvements.....	37
System management features.....	37
Dell Client Command Suite for In-Band systems management .....	37
Out of Band Systems Management.....	38
<b>Chapter 4: ComfortView Plus.....</b>	<b>39</b>
<b>Chapter 5: SafeShutter .....</b>	<b>40</b>
<b>Chapter 6: Dell Optimizer.....</b>	<b>41</b>
<b>Chapter 7: Color, material, and finish .....</b>	<b>42</b>
<b>Chapter 8: Keyboard shortcuts of Latitude 7340.....</b>	<b>44</b>
<b>Chapter 9: Getting help and contacting Dell.....</b>	<b>46</b>

## Views of Latitude 7340

### Right




1. Universal audio port
2. USB 3.2 Gen 1 port with PowerShare
3. Wedge-shaped lock slot

### Left



1. HDMI 2.0 port
2. Thunderbolt 4 ports with DisplayPort Alt Mode/USB4/Power Delivery
3. Thunderbolt 4 ports with DisplayPort Alt Mode/USB4/Power Delivery
4. Battery indicator LED

# Top




1. Dual array microphone
2. Camera shutter
3. Power button with fingerprint reader (optional)
4. Keyboard
5. Speaker
6. Clickpad
7. Speaker

# Display



1. IR emitter (optional)
2. IR camera (optional)
3. RGB camera
4. Camera indicator LED
5. Ambient Light Sensor (ALS, optional)
6. LCD panel

## Bottom




1. Speakers
2. Air vents
3. Service Tag and regulatory labels

## Service Tag

The service tag is a unique alphanumeric identifier that allows Dell service technicians to identify the hardware components in your computer and access warranty information.





## Modes

**NOTE:** The following modes are applicable only to Latitude 7340 2-in-1 computers.

## Notebook



# Tablet



## Stand





## Battery charge and status light

The following table lists the battery charge and status light behavior of your Latitude 7340.

**Table 1. Battery charge and status light behavior**

Power Source	LED Behavior	System Power State	Battery Charge Level
AC Adapter	Off	S0 - S5	Fully Charged
AC Adapter	Solid White	S0 - S5	< Fully Charged
Battery	Off	S0 - S5	11-100%
Battery	Solid Amber (590+/-3 nm)	S0 - S5	< 10%


- S0 (ON) - System is turned on.
- S4 (Hibernate) - The system consumes the least power compared to all other sleep states. The system is almost at an OFF state, expect for a trickle power. The context data is written to hard drive.
- S5 (OFF) - The system is in a shutdown state.

# Specifications of Latitude 7340

## Dimensions and weight

The following table lists the height, width, depth, and weight of your Latitude 7340.

**Table 2. Dimensions and weight**

Description	Laptop-Mainstream Values	2-in-1	Laptop-Ultralight
Height:			
Front height	16.44 mm (0.64 in.)	16.45 mm (0.65 in.)	16.64 mm (0.64 in.)
Rear height	17.75 mm (0.69 in.)	17.75 mm (0.70 in.)	17.61 mm (0.69 in.)
Width	299 mm (11.77 in.)	299 mm (11.77 in.)	299 mm (11.77 in.)
Depth	213.16 mm (8.39 in.)	213.16 mm (8.39 in.)	212.86 mm (8.38 in.)
Weight  <b>NOTE:</b> The weight of your computer depends on the configuration ordered and manufacturing variability.	2.55 lbs. (1.156 kg)	2.86 lbs. (1.297 kg)	2.17 lbs. (0.982 kg)

## Processor

The following table lists the details of the processors that are supported by your Latitude 7340.

**Table 3. Processor**

Description	Option one	Option two	Option three	Option four
Processor type	13 <sup>th</sup> Generation Intel Core i5-1335U	13 <sup>th</sup> Generation Intel Core i5-1345U	13 <sup>th</sup> Generation Intel Core i7-1355U	13 <sup>th</sup> Generation Intel Core i7-1365U
Processor wattage	15 W	15 W	15 W	15 W
Processor core count	10	10	10	10
Processor thread count	12	12	12	12
Processor speed	0.9 GHz to 4.6 GHz	1.2 GHz to 4.7 GHz	1.2 GHz to 5.0 GHz	1.3 GHz to 5.2 GHz
Processor cache	12 MB	12 MB	12 MB	12 MB
Integrated graphics	Intel Iris X <sup>e</sup> Graphics	Intel Iris X <sup>e</sup> Graphics	Intel Iris X <sup>e</sup> Graphics	Intel Iris X <sup>e</sup> Graphics

# Chipset

The following table lists the details of the chipset supported by your Latitude 7340.

**Table 4. Chipset**

Description	Values
Chipset	Integrated in the processor
Processor	13 <sup>th</sup> Generation Intel Core i5/i7
DRAM bus width	Dual-channel, 64-bit
Flash EPROM	64 MB
PCIe bus	Up to Gen4.0

# Operating system


Your Latitude 7340 supports the following operating systems:

- Windows 11 2022H2
- Windows 11 2021H2
- Windows 11 Pro Downgrade (Windows 10 image factory installed)
- Ubuntu 22.04, 64-bit
- Windows 10 CMGE 2022-L

# Memory

The following table lists the memory specifications of your Latitude 7340.

**Table 5. Memory specifications**

Description	Values
Memory slots	On-board memory  <b>NOTE:</b> Not upgradable
Memory type	Dual-channel, LPDDR5
Memory speed	4800 MT/s
Maximum memory configuration	32 GB
Minimum memory configuration	8 GB
Memory configurations supported	<ul style="list-style-type: none"><li>• 8 GB, Dual-Channel LPDDR5, 4800 MT/s</li><li>• 16 GB, Dual-Channel LPDDR5, 4800 MT/s</li><li>• 32 GB, Dual-Channel LPDDR5, 4800 MT/s</li></ul>

## External ports

The following table lists the external ports on your Latitude 7340.


**Table 6. External ports**

Description	Values
USB ports	<ul style="list-style-type: none"><li>Two Thunderbolt 4 ports with DisplayPort Alt Mode/USB C/USB4/Power Delivery</li><li>One USB 3.2 Gen 1 port with PowerShare</li></ul>
Audio port	One Universal Audio Jack
Video port/ports	One HDMI 2.0
Media-card reader	Not supported
Power-adaptor port	60 W/65 W/100 W adapter USB-C
Security-cable slot	One wedge-shaped security lock slot
Smart Card Reader	Contacted and Contactless + NFC (optional)
SIM slot	NanoSIM slot (optional)

## Internal slots

The following table lists the internal slots of your Latitude 7340.

**Table 7. Internal slots**

Description	Values
M.2	<ul style="list-style-type: none"><li>One M.2 2230 slot for solid-state drive</li><li>One M.2 3042 slot for 4G WWAN card</li><li>One M.2 3052 slot for 5G WWAN card</li></ul> <p> <b>NOTE:</b> To learn more about the features of different types of M.2 cards, search in the Knowledge Base Resource at <a href="http://www.dell.com/support">www.dell.com/support</a>.</p>

## Wireless module

The following table lists the Wireless Local Area Network (WLAN) module supported on your Latitude 7340.

**Table 8. Wireless module specifications**

Description	Values
Model number	Intel AX211 (Integrated on system board)
Transfer rate	2400 Mbps
Frequency bands supported	2.40 GHz/5 GHz/6 GHz
Wireless standards	<ul style="list-style-type: none"><li>WiFi 802.11a/b/g</li><li>Wi-Fi 4 (WiFi 802.11n)</li><li>Wi-Fi 5 (WiFi 802.11ac)</li></ul>



**Table 8. Wireless module specifications (continued)**

Description	Values
	<ul style="list-style-type: none"> <li>Wi-Fi 6E (WiFi 802.11ax)</li> </ul>
Encryption	<ul style="list-style-type: none"> <li>64-bit/128-bit WEP</li> <li>AES-CCMP</li> <li>TKIP</li> </ul>
Bluetooth	Bluetooth wireless card

## Audio

The following table lists the audio specifications of your Latitude 7340.

**Table 9. Audio specifications**

Description	Values	
Audio controller	Realtek ALC3281 with external Amp ALC1309D	
Stereo conversion	Supported	
Internal audio interface	High definition audio interface	
External audio interface	Universal Audio Jack	
Number of speakers	Four	
Internal-speaker amplifier	Supported	
External volume controls	Supported	
Speaker output:		
	Average speaker output	2 W
	Peak speaker output	2.5 W
Subwoofer output	Not supported	
Microphone	Dual-array	

## Storage

This section lists the storage options on your Latitude 7340.

Your computer supports the following storage configurations:

- One M.2 2230 solid-state drive

The M.2 2230 solid-state drive is the primary drive of your computer.

**Table 10. Storage specifications**

Storage type	Interface type	Capacity
M.2 2230 solid-state drive	PCIe NVMe Gen4 x4	256 GB/512 GB/1 TB/2 TB
M.2 2230 solid-state drive, Self-encrypting drive, Opal 2.0	PCIe NVMe Gen4 x4	Up to 256 GB

# Keyboard

The following table lists the keyboard specifications of your Latitude 7340.

**Table 11. Keyboard specifications**

Description	Values
Keyboard type	New Pro 2.5 battery-saving Mini LED backlit keyboard
Keyboard layout	QWERTY
Number of keys	<ul style="list-style-type: none"> <li>• United States and Canada: 79 keys</li> <li>• United Kingdom: 80 keys</li> <li>• Japan: 83 keys</li> </ul>
Keyboard size	X=18.05 mm key pitch Y=18.05 mm key pitch
Keyboard shortcuts	<p>Some keys on your keyboard have two symbols on them. These keys can be used to type alternate characters or to perform secondary functions. To type the alternate character, press Shift and the desired key. To perform secondary functions, press Fn and the desired key.</p> <p><b>NOTE:</b> You can define the primary behavior of the function keys (F1–F12) changing <b>Function Key Behavior</b> in BIOS setup program.</p>

# Camera

The following table lists the camera specifications of your Latitude 7340.

**Table 12. Camera specifications**

Description	Option one	Option two	Option three
Number of cameras	There is one camera option: <ul style="list-style-type: none"> <li>• FHD RGB Camera</li> </ul>	There is one camera option: <ul style="list-style-type: none"> <li>• FHD RGB + IR Camera</li> </ul>	There is one camera option: <ul style="list-style-type: none"> <li>• 5M RGB + IR Camera</li> </ul>
Camera type	3.8 mm, 1080p at 30 fps, FHD RGB Webcam	3.8 mm, 1080p at 30 fps, FHD RGB+IR Webcam with ALS	4.4 mm, 1080p at 30 fps, 5M RGB+IR Webcam with ALS
Camera location	Front camera	Front camera	Front camera
Camera sensor type	CMOS sensor technology	CMOS sensor technology	CMOS sensor technology
Camera resolution:			
Still image	1920 x 1080 (FHD)	1920 x 1080 (FHD)	2560 x 1920 (5M)
Video	1920 x 1080 (FHD) at 30 fps	1920 x 1080 (FHD) at 30 fps	2560 x 1920 (5M) at 30 fps
Infrared camera resolution:			
Still image	Not supported	640 x 360	640 x 480
Video	Not supported	640 x 360 at 15 fps	640 x 480 at 15 fps
Diagonal viewing angle:			
Camera	82 degrees	80 degrees	92 degrees
Infrared camera	Not supported	86.6 degrees	77.3 degrees

# Clickpad

The following table lists the clickpad specifications of your Latitude 7340.

**Table 13. Clickpad specifications**

Description		Values
Clickpad resolution:		
	Horizontal	>300 dpi
	Vertical	
Clickpad dimensions:		
	Horizontal	125 mm (4.92 in.)
	Vertical	67 mm (2.63 in.)
Clickpad gestures		For more information about clickpad gestures available on Windows, see the Microsoft knowledge base article at <a href="https://support.microsoft.com">support.microsoft.com</a> .


# Power adapter

The following table lists the power adapter specifications of your Latitude 7340.

**Table 14. Power adapter specifications**

Description	Option one	Option two	Option three
Type	60 W AC adapter, USB-C	65 W AC adapter, USB-C	100 W AC adapter, USB-C
Power-adapter dimensions:			
Height	22.00 mm (0.866 in.)	28.00 mm (1.10 in.)	26.50 mm (4.80 in.)
Width	66.00 mm (2.598 in.)	51.00 mm (2.01 in.)	60.00 mm (2.36 in.)
Depth	55.00 mm (2.165 in.)	112.00 mm (4.41 in.)	122.00 mm (4.80 in.)
Weight	0.105 kg (0.231 lbs)	0.201 kg (0.443 lbs)	0.33 kg (0.731 lbs)
Input voltage	100 VAC – 240 VAC	100 VAC – 240 VAC	100 VAC – 240 VAC
Input frequency	50 Hz – 60 Hz	50 Hz – 60 Hz	50 Hz – 60 Hz
Input current (maximum)	1.70 A	1.70 A	1.70 A
Output current (continuous)	<ul style="list-style-type: none"> <li>• 20 V/3 A</li> <li>• 15 V/3 A</li> <li>• 9 V/3 A</li> <li>• 5 V/3 A</li> </ul>	<ul style="list-style-type: none"> <li>• 20 V/3.25 A</li> <li>• 15 V/3 A</li> <li>• 9 V/3 A</li> <li>• 5 V/3 A</li> </ul>	<ul style="list-style-type: none"> <li>• 20 V/5 A</li> <li>• 15 V/3 A</li> <li>• 9 V/3 A</li> <li>• 5 V/3 A</li> </ul>
Rated output voltage	<ul style="list-style-type: none"> <li>• 20 VDC</li> <li>• 15VDC</li> <li>• 9 VDC</li> <li>• 5 VDC</li> </ul>	<ul style="list-style-type: none"> <li>• 20 VDC</li> <li>• 15VDC</li> <li>• 9 VDC</li> <li>• 5 VDC</li> </ul>	<ul style="list-style-type: none"> <li>• 20 VDC</li> <li>• 15VDC</li> <li>• 9 VDC</li> <li>• 5 VDC</li> </ul>
Temperature range:			
Operating	0°C to 40°C (32°F to 104°F)	0°C to 40°C (32°F to 104°F)	0°C to 40°C (32°F to 104°F)
Storage	-20°C to 70°C (-4°F to 158°F)	-40°C to 70°C (-40°F to 158°F)	-40°C to 70°C (-40°F to 158°F)

**Table 14. Power adapter specifications (continued)**

Description	Option one	Option two	Option three
 <b>CAUTION:</b> Operating and storage temperature ranges may differ among components, so operating or storing the device outside these ranges may impact the performance of specific components.			

## Battery

The following table lists the battery specifications of your Latitude 7340.

**Table 15. Battery specifications**

Description	Option one	Option two	Option three	Option four
Battery type	2-cell, 38 Wh, lithium ion, ExpressCharge™	3-cell, 57 Wh, lithium ion, ExpressCharge™	2-cell, 38 Wh, lithium ion, Long Lifecycle, ExpressCharge™	3-cell, 57 Wh, lithium ion, Long Lifecycle, ExpressCharge™
Battery voltage	7.60 VDC	11.40 VDC	7.60 VDC	11.40 VDC
Battery weight (maximum)	0.156 Kg (0.34 lb)	0.227 kg (0.50 lb)	0.156 Kg (0.34 lb)	0.227 kg (0.50 lb)
Battery dimensions:				
	Height	6.30 mm (0.24 in.)	6.30 mm (0.24 in.)	6.30 mm (0.24 in.)
	Width	210.97 mm (8.30 in.)	254.8 mm (10.03 in.)	210.97 mm (8.30 in.)
	Depth	79.80 mm (3.10 in.)	79.8 mm (3.10 in.)	79.8 mm (3.10 in.)
Temperature range:				
	Operating	<ul style="list-style-type: none"> <li>Charge: 0°C to 45°C (32°F to 113°F)</li> <li>Discharge: 0°C to 70°C (32°F to 158°F)</li> </ul>	<ul style="list-style-type: none"> <li>Charge: 0°C to 45°C (32°F to 113°F)</li> <li>Discharge: 0°C to 70°C (32°F to 158°F)</li> </ul>	<ul style="list-style-type: none"> <li>Charge: 0°C to 45°C (32°F to 113°F)</li> <li>Discharge: 0°C to 70°C (32°F to 158°F)</li> </ul>
	Storage	-20°C to 65°C (-4°F to 149°F)	-20°C to 65°C (-4°F to 149°F)	-20°C to 65°C (4°F to 149°F)
Battery operating time	Varies depending on operating conditions and can significantly reduce under certain power-intensive conditions.	Varies depending on operating conditions and can significantly reduce under certain power-intensive conditions.	Varies depending on operating conditions and can significantly reduce under certain power-intensive conditions.	Varies depending on operating conditions and can significantly reduce under certain power-intensive conditions.
Battery charging time (approximate)	<b>Express Charge Method:</b> <ul style="list-style-type: none"> <li>0 - 15°C maximum allowable charge time from 0 to 100% RSOC is 4 hours</li> <li>16 - 45°C normal express charge</li> <li>46 - 50°C maximum allowable charge</li> </ul>	<b>Express Charge Method:</b> <ul style="list-style-type: none"> <li>0 - 15°C maximum allowable charge time from 0 to 100% RSOC is 4 hours</li> <li>16 - 45°C normal express charge</li> <li>46 - 50°C maximum allowable charge time</li> </ul>	<b>Express Charge Method:</b> <ul style="list-style-type: none"> <li>0 - 15°C maximum allowable charge time from 0 to 100% RSOC is 4 hours</li> <li>16 - 45°C normal express charge</li> <li>46 - 50°C maximum</li> </ul>	<b>Express Charge Method:</b> <ul style="list-style-type: none"> <li>0 - 15°C maximum allowable charge time from 0 to 100% RSOC is 4 hours</li> <li>16 - 45°C normal express charge</li> <li>46 - 50°C maximum</li> </ul>

**Table 15. Battery specifications (continued)**

Description	Option one	Option two	Option three	Option four
<p>in the Knowledge Base Resource at <a href="http://www.dell.com/support">www.dell.com/support</a>.</p>	<p>time from 0 to 100% RSOC is 3 hours</p> <p><b>Standard Charge/ Predominately AC User Charge Method:</b></p> <ul style="list-style-type: none"> <li>0 - 15°C maximum allowable charge time from 0 to 100% RSOC is 4 hours</li> <li>16 - 50°C maximum allowable charge time from 0 to 100% RSOC is 3 hours</li> </ul> <p><b>Express Charge Boost Charge Method (Fast Charge for Initial 35%):</b></p> <ul style="list-style-type: none"> <li>16 - 45°C target charge time from 0 to 35% RSOC is 20 mins for Accelerated Charge</li> </ul>	<p>from 0 to 100% RSOC is 3 hours</p> <p><b>Standard Charge/ Predominately AC User Charge Method:</b></p> <ul style="list-style-type: none"> <li>0 - 15°C maximum allowable charge time from 0 to 100% RSOC is 4 hours</li> <li>16 - 50°C maximum allowable charge time from 0 to 100% RSOC is 3 hours</li> </ul> <p><b>Express Charge Boost Charge Method (Fast Charge for Initial 35%):</b></p> <ul style="list-style-type: none"> <li>16 - 45°C target charge time from 0 to 35% RSOC is 20 mins for Accelerated Charge</li> </ul>	<p>allowable charge time from 0 to 100% RSOC is 3 hours</p> <p><b>Standard Charge/ Predominately AC User Charge Method:</b></p> <ul style="list-style-type: none"> <li>0 - 15°C maximum allowable charge time from 0 to 100% RSOC is 4 hours</li> <li>16 - 50°C maximum allowable charge time from 0 to 100% RSOC is 3 hours</li> </ul>	<p>allowable charge time from 0 to 100% RSOC is 3 hours</p> <p><b>Standard Charge/ Predominately AC User Charge Method:</b></p> <ul style="list-style-type: none"> <li>0 - 15°C maximum allowable charge time from 0 to 100% RSOC is 4 hours</li> <li>16 - 50°C maximum allowable charge time from 0 to 100% RSOC is 3 hours</li> </ul>
Coin-cell battery	Supported	Supported	Supported	Supported
<p><b>⚠ CAUTION: Operating and storage temperature ranges may differ among components, so operating or storing the device outside these ranges may impact the performance of specific components.</b></p> <p><b>⚠ CAUTION: Dell recommends that you charge the battery regularly for optimal power consumption. If your battery charge is completely depleted, connect the power adapter, turn on your computer, and then restart your computer to reduce the power consumption.</b></p>				

## Display

The following table lists the display specifications of your Latitude 7340.

**Table 16. Display specifications**


Description	Option one	Option two	Option three	Option four
Display type	Full High Definition (FHD)	Full High Definition (FHD)	Full High Definition (FHD) light weight, super low power, ComfortView Plus, Low Blue Light, Battery-saving	Quad High Definition (QHD) 2-in-1, super low power, ComfortView Plus, Low Blue Light, Gorilla® Glass Victus® with DX
Display-panel technology	Wide Viewing Angle (WVA/IPS)	Wide Viewing Angle (WVA/IPS)	Wide Viewing Angle (WVA/IPS)	Wide Viewing Angle (WVA/IPS)
Display-panel dimensions (active area):				
Height	178.78 mm (7.03 in.)	178.78 mm (7.03 in.)	178.78 mm (7.03 in.)	178.80 mm (7.03 in.)

**Table 16. Display specifications (continued)**

Description		Option one	Option two	Option three	Option four
	Width	286.04 mm (11.26 in.)	286.04 mm (11.26 in.)	286.04 mm (11.26 in.)	286.08 mm (11.26 in.)
	Diagonal	337.31 mm (13.30 in.)	337.31 mm (13.30 in.)	337.31 mm (13.30 in.)	337.36 mm (13.30 in.)
Display-panel native resolution		1920 x 1200	1920 x 1200	1920 x 1200	2560 x 1600
Luminance (typical)		250 nits	300 nits	400 nits	500 nits
Megapixels		2.304	2.304	2.304	4.096
Color gamut		45% NTSC	72% NTSC	100% sRGB	100% sRGB
Pixels Per Inch (PPI)		170 ppi	170 ppi	170 ppi	227 ppi
Contrast ratio (typ)		600:1	700:1	1000:1	1200:1
Response time (min)		35 ms	35 ms	35 ms	35 ms
Refresh rate		60 Hz	60 Hz	60 Hz	60 Hz
Horizontal view angle		<ul style="list-style-type: none"> <li>85 degrees (typical)</li> <li>80 degrees (min)</li> </ul>	<ul style="list-style-type: none"> <li>85 degrees (typical)</li> <li>80 degrees (min)</li> </ul>	<ul style="list-style-type: none"> <li>85 degrees (typical)</li> <li>80 degrees (min)</li> </ul>	<ul style="list-style-type: none"> <li>85 degrees (typical)</li> <li>80 degrees (min)</li> </ul>
Vertical view angle		<ul style="list-style-type: none"> <li>85 degrees (typical)</li> <li>80 degrees (min)</li> </ul>	<ul style="list-style-type: none"> <li>85 degrees (typical)</li> <li>80 degrees (min)</li> </ul>	<ul style="list-style-type: none"> <li>85 degrees (typical)</li> <li>80 degrees (min)</li> </ul>	<ul style="list-style-type: none"> <li>85 degrees (typical)</li> <li>80 degrees (min)</li> </ul>
Pixel pitch		0.149 mm	0.149 mm	0.149 mm	0.111 mm
Power consumption (maximum)		3.25 W	3.50 W	2.90 W	3.62 W
Anti-glare vs glossy finish		Anti-glare	Anti-glare	Anti-glare	Anti-reflection
Touch options		No	Yes	No	Yes
Color		16.7 M	16.7 M	16.7 M	16.7 M
Panel type		6 bit+FRC	6 bit+FRC	True 8 bit	True 8 bit

## Fingerprint reader (Optional)

The following table lists the fingerprint-reader specifications of your Latitude 7340.

 **NOTE:** The fingerprint reader is located on the power button.

**Table 17. Fingerprint reader specifications**

Description	Option One	Option two
Fingerprint-reader sensor technology	Capacitive	Capacitive
Fingerprint-reader sensor resolution	500 dpi	508 dpi

**Table 17. Fingerprint reader specifications (continued)**

Description	Option One	Option two
Fingerprint-reader sensor pixel size	<ul style="list-style-type: none"> <li>X: 108</li> <li>Y: 88</li> </ul>	<ul style="list-style-type: none"> <li>X: 96</li> <li>Y: 96</li> </ul>

## Sensor

The following table lists the sensor of your Latitude 7340.

**Table 18. Sensor**

Sensor support
Accelerometer (ST Micro <b>LIS2DW12TR</b> ): On the base (system board) for both laptop and 2-in-1 systems
Accelerometer + Gyro (ST Micro <b>LSM6DS3USTR</b> (primary) or <b>LSM6DSOISTR</b> (secondary)): On the hinge-up sensor board for 2-in-1 system
Accelerometer (ST Micro <b>LNG2DMTR-GP</b> ): On the hinge-up mid-board in Upsell configuration for clamshell system with MIPI RGB+IR camera
Ambient Light Sensor (optional)
E-compass (ST Micro LIS2MDLTR), only for 2-in-1 system
Proximity for SAR compliance (for the WWAN module) Near Field Proximity Sensor
Hall Effect Sensor

## GPU—Integrated

The following table lists the specifications of the integrated Graphics Processing Unit (GPU) supported by your Latitude 7340.

**Table 19. GPU—Integrated**

Controller	Memory size	Processor
Intel Iris X <sup>e</sup> Graphics	Shared system memory	13 <sup>th</sup> Generation Intel Core i5/i7

## Multiple display support matrix

The following table lists the multiple display support matrix for your Latitude 7340.

**Table 20. Multiple display support matrix**

Graphics Card	Direct Graphics Controller Direct Output Mode	Supported external displays with computer internal display on	Supported external displays with computer internal display off
Intel Iris X <sup>e</sup> Graphics	Not applicable	3	4

# Hardware security

The following table lists the hardware security of your Latitude 7340.

**Table 21. Hardware security**

Hardware security
Trusted Platform Module (TPM) 2.0 discrete
FIPS 140-2 certification for TPM
Trusted Computing Group (TCG) Certification for TPM
Contacted smart card and Control vault 3
Contactless smart card, NFC, and Control vault 3
SED SSD NVMe, SSD and HDD (Opal and non-Opal) per SDL
Fingerprint reader in power button tied to Control vault 3
One wedge-shaped lock slot
SED (Opal 2.0 only - PCIe Interface)
Windows Hello - Fingerprint Reader (optional)
Mechanical privacy shutter for camera (only for metal laptops)

## Smart-card reader

### Contactless smart-card reader

This section lists the contactless smart-card reader specifications of your Latitude 7340.


**Table 22. Contactless smart-card reader specifications**

Title	Description	Dell ControlVault 3 contactless smart-card reader with NFC
Felica Card Support	Reader and software capable of supporting Felica contactless cards	Yes
ISO 14443 Type A Card Support	Reader and software capable of supporting ISO 14443 Type A contactless cards	Yes
ISO 14443 Type B Card Support	Reader and software capable of supporting ISO 14443 Type B contactless cards	Yes
ISO/IEC 21481	Reader and software capable of supporting ISO/IEC 21481 compliant contactless cards and tokens	Yes
ISO/IEC 18092	Reader and software capable of supporting ISO/IEC 21481 compliant contactless cards and tokens	Yes
ISO 15693 Card Support	Reader and software capable of supporting ISO15693 contactless cards	Yes
NFC Tag Support	Supports reading and processing of NFC compliant tag information	Yes



**Table 22. Contactless smart-card reader specifications (continued)**

Title	Description	Dell ControlVault 3 contactless smart-card reader with NFC
NFC Reader Mode	Support for NFC Forum Defined Reader mode	Yes
NFC Writer Mode	Support for NFC Forum Defined Writer mode	Yes
NFC Peer-to-Peer Mode	Support for NFC Forum Defined Peer to Peer mode	Yes
EMVCo Compliant	Compliant with EMVCO smart card standards as posted to <a href="http://www.emvco.com">www.emvco.com</a>	Yes
EMVCo Certified	Formally certified based on EMVCO smart card standards	Yes
NFC Proximity OS Interface	Enumerates NFP (Near Field Proximity) device for OS to utilize	Yes
PC/SC OS interface	Personal Computer/Smart Card specification for integration of hardware readers into personal computer environments	Yes
CCID driver compliance	Common driver support for Integrated Circuit Card Interface Device for OS level drivers	Yes
Windows Certified	Device certified by Microsoft WHCK	Yes
Dell ControlVault support	Device connects to Dell ControlVault for usage and processing	Yes
FIDO2 compliance	Dell ControlVault 3 Smart-card reader is compliant with the FIDO SPEC	No

 **NOTE:** 125 Khz proximity cards are not supported.

**Table 23. Supported cards**

Manufacturer	Card
HID	jCOP readertest3 A card (14443a)
	1430 1L
	DESFire D8H
	iClass (Legacy)
	iClass SEOS
NXP/Mifare	Mifare DESFire 8K White PVC Cards
	Mifare Classic 1K White PVC Cards
	NXP Mifare Classic S50 ISO Card
G&D	idOnDemand - SCE3.2 144K
	SCE6.0 FIPS 80K Dual+ 1 K Mifare
	SCE6.0 nonFIPS 80K Dual+ 1 K Mifare
	SCE6.0 FIPS 144K Dual + 1K Mifare
	SCE6.0 nonFIPS 144K Dual + 1 K Mifare
	SCE7.0 FIPS 144K

**Table 23. Supported cards (continued)**

Manufacturer	Card
Oberthur	idOnDemand - OCS5.2 80K
	ID-One Cosmo 64 RSA D V5.4 T=0 card

## Contacted smart-card reader

The following table lists the contacted smart-card reader specifications of your Latitude 7340.

**Table 24. Contacted smart-card reader specifications**


Title	Description	Dell ControlVault 3 smart-card reader
ISO 7816 -3 Class A Card Support	Reader capable of reading 5V powered smart mcard	Yes
ISO 7816 -3 Class B Card Support	Reader capable of reading 3V powered smart card	Yes
ISO 7816 -3 Class C Card support	Reader capable of reading 1.8V powered smart card	Yes
ISO 7816-1 Compliant	Specification for the reader	Yes
ISO 7816 -2 Compliant	Specification for smart card device physical characteristics (size, location of connection points, etc.)	N/A
T=0 support	Cards support character level transmission	Yes
T=1 support	Cards support block level transmission	Yes
EMVCo Compliant	Compliant with EMVCo (for electronic payment standards) smart card standards as posted to <a href="http://www.emvco.com">www.emvco.com</a>	Yes
EMVCo Certified	Formally certified based on EMVCO smart card standards	Yes
PC/SC OS interface	Personal Computer/Smart Card specification for integration of hardware readers into personal computer environments	Yes
CCID driver compliance	Common driver support for Integrated Circuit Card Interface Device for OS level drivers.	Yes
Windows Certified	Device certified by WHCK	Yes
FIPS 201 (PIV/HSPD-12) Compliant via GSA	Device compliant with FIPS 201/PIV/HSPD-12 requirements	Yes
FIDO2 compliance	Dell ControlVault 3 Smart-card reader is compliant with the FIDO SPEC	No

## Operating and storage environment

This table lists the operating and storage specifications of your Latitude 7340.

**Airborne contaminant level:** G1 as defined by ISA-S71.04-1985

**Table 25. Computer environment**

<b>Description</b>	<b>Operating</b>	<b>Storage</b>
Temperature range	0°C to 35°C (32°F to 95°F)	-40°C to 65°C (-40°F to 149°F)
Relative humidity (maximum)	10% to 90% (non-condensing)	0% to 95% (non-condensing)
Vibration (maximum)*	0.66 GRMS	1.30 GRMS
Shock (maximum)	110 G†	160 G†
Altitude range	-15.2 m to 3048 m (4.64 ft to 5518.4 ft)	-15.2 m to 10668 m (4.64 ft to 19234.4 ft)
 <b>CAUTION: Operating and storage temperature ranges may differ among components, so operating or storing the device outside these ranges may impact the performance of specific components.</b>		

\* Measured using a random vibration spectrum that simulates user environment.


† Measured using a 2 ms half-sine pulse.

# Engineering specifications


## Wireless module

### Intel AX211, 2x2 MIMO, 2400 Mbps, 2.4/5/6 GHz, Wi-Fi 6E (WiFi 802.11ax), Bluetooth wireless card

The following table lists the Intel AX211 specifications.

 **NOTE:** Wi-Fi 6 is supported in regions where Wi-Fi 6E is unavailable.

**Table 26. Intel AX211 specifications**

Host interface	CNVio
Network standard	IEEE 802.11a/b/g/n/ac/ax, 160 MHz channel use, MU-MIMO, new 6 GHz band
Wi-Fi Alliance certifications	Wi-Fi CERTIFIED 6, Wi-Fi CERTIFIED a/b/g/n/ac, WMM, WMM-Power Save, WPA2, WPA3, WPS, PMF, Wi-Fi Direct, Wi-Fi Agile Multiband   <b>NOTE:</b> Other names and brands may be claimed as the property of others.
Operating frequency bands	<ul style="list-style-type: none"> <li>• 2.4 GHz</li> <li>• 5 GHz</li> <li>• 6 GHz</li> </ul>
Data rate	<ul style="list-style-type: none"> <li>• 2.4 GHz 40M: Up to 574 Mbps</li> <li>• 5/6 GHz 80M: Up to 1.2 Gbps</li> <li>• 5/6 GHz 160M: Up to 2.4 Gbps</li> </ul>
Power consumption	Optimized power modes (sleep states) reduce power consumption during periods of inactivity
Security methods	<ul style="list-style-type: none"> <li>• WPA2 Personal and Enterprise</li> <li>• WPA3</li> </ul>
Authentication protocols	<ul style="list-style-type: none"> <li>• 802.1X EAP-TLS</li> <li>• EAP-TTLS/MSCHAPv2</li> <li>• PEAPv0 -MSCHAPv2 (EAP-SIM, EAP-AKA, EAP-AKA)</li> </ul>
Encryption	<ul style="list-style-type: none"> <li>• 64-bit and 128-bit WEP</li> <li>• TKIP</li> <li>• 128-bit AES-CCMP</li> <li>• 256-bit AES-GCMP</li> </ul>
Product safety	<ul style="list-style-type: none"> <li>• UL</li> <li>• C-UL</li> <li>• CB (IEC60950-1)</li> </ul>
Management capabilities alerting	Support for Intel AMT
Government compliance	<ul style="list-style-type: none"> <li>• FIPS 140-2</li> </ul>

**Table 26. Intel AX211 specifications (continued)**



	<ul style="list-style-type: none"> <li>FISMA</li> </ul>
Client utility	Intel PRO/Set wireless software v22 and later
Antenna diversity	Supported
Radio On/Off	Supported
Roaming	Support seamless roaming between access points
Wake on wireless	Supported
Wireless display	Native Miracast support by Windows
Wireless PAN standard	<ul style="list-style-type: none"> <li>Dual Mode Bluetooth wireless card</li> <li>BLE</li> </ul>
Bluetooth data rates	Up to 3 Mbps
Bluetooth operating frequency bands	2.4 GHz
Bluetooth profiles supported	Support for Microsoft Inbox Bluetooth profiles in Windows
Bluetooth data encryption	128-bit encryption
Bluetooth output power	Power class 1
Operating temperature	0°C to + 50°C (Full performance at shield temperatures up to 80°C)
Storage temperature	-40°C to +70°C
Humidity	Up to 90% RH non-condensing (at temperatures of 25°C to 35°C)

## GPU—Integrated

### Intel Iris X<sup>e</sup> Graphics

The following table lists the Intel Iris X<sup>e</sup> Graphics specifications.

**Table 27. Intel Iris X<sup>e</sup> Graphics specifications**

Bus type	Integrated graphics  <b>NOTE:</b> Intel Iris X <sup>e</sup> Graphics uses the computers memory as video memory.
Memory type	Shared system memory
Memory interface	N/A (Unified Memory Architecture)
Estimated maximum power consumption (TDP)	12 W-28 W, included in the CPU power
Maximum color depth	10 bits
Maximum vertical refresh rate	Up to 120 Hz  <b>NOTE:</b> The refresh rate depends on the resolution.
External ports	HDMI 2.0 port, DisplayPort over USB Type-C
Multiple display support	Up to 4 displays including laptop display

# Video port and resolution matrix

The following table lists the Video port and resolution matrix of your Latitude 7340.

**Table 28. Video port and resolution matrix**

Port type	USB Type-C Thunderbolt 4 with DisplayPort 1.4	HDMI-OUT port-HDMI 2.0
Maximum resolution —single display	7680 x 4320 @ 60 Hz	4096 x 2160 @ 60 Hz
Maximum resolution —dual MST	4096 x 2304 @ 60 Hz, 4096 x 2304 @ 60 Hz	Not applicable
Maximum resolution —triple MST	4096 x 2304 @ 60 Hz, 4096 x 2304 @ 60 Hz, 4096 x 2304 @ 60 Hz	Not applicable

# Storage

## M.2 2230, 256 GB, PCIe NVMe Gen4 x4, Class 35 SSD

The following table lists the M.2 2230, 256 GB SSD specifications.

**Table 29. 256 GB SSD specifications**

Capacity	256 GB
Height (approximate)	3.5 mm (0.17 in.)
Width (approximate)	22.00 mm (0.87 in.)
Depth (approximate)	30.00 mm (1.18 in.)
Interface type	PCIe Gen4
Speed (maximum)	64 Gb/s (up to 4 lanes)
MTTF	1.4M hours
Logical blocks	500,118,192
<b>Power source</b>	
Power consumption (reference only)	<ul style="list-style-type: none"> <li>● Idle: 5 mW (PS4)</li> <li>● Active: 4 W</li> </ul>
<b>Environmental operating conditions (non-condensing)</b>	
Temperature range	0°C to 70°C
Relative humidity range	10% to 90%
Op shock	1500G
<b>Environmental non-operating conditions (non-condensing)</b>	
Temperature range	-40°C to 70°C
Relative humidity range	5% to 95%

## M.2 2230, 512 GB, PCIe NVMe Gen4 x4, Class 35 SSD

The following table lists the M.2 2230, 512 GB SSD specifications.

**Table 30. 512 GB SSD specifications**

Capacity	512 GB
Height (approximate)	3.5 mm (0.17 in.)
Width (approximate)	22.00 mm (0.87 in.)
Depth (approximate)	30.00 mm (1.18 in.)
Interface type	PCIe Gen4
Speed (maximum)	64 Gb/s (up to 4 lanes)
MTTF	1.4M hours
Logical blocks	1,000,215,216
<b>Power source</b>	
Power consumption (reference only)	<ul style="list-style-type: none"> <li>• Idle: 5 mW (PS4)</li> <li>• Active: 4 W</li> </ul>
<b>Environmental operating conditions (non-condensing)</b>	
Temperature range	0°C to 70°C
Relative humidity range	10% to 90%
Op shock	1500G
<b>Environmental non-operating conditions (non-condensing)</b>	
Temperature range	-40°C to 70°C
Relative humidity range	5% to 95%

## M.2 2230, 1 TB, PCIe NVMe Gen4 x4, Class 35 SSD

The following table lists the M.2 2230, 1 TB SSD specifications.

**Table 31. 1 TB SSD specifications**

Capacity	1 TB
Height (approximate)	3.5 mm (0.17 in.)
Width (approximate)	22.00 mm (0.87 in.)
Depth (approximate)	30.00 mm (1.18 in.)
Interface type	PCIe Gen4
Speed (maximum)	64 Gb/s (up to 4 lanes)
MTBF	1.4M hours
Logical blocks	2,000,409,264
<b>Power source</b>	
Power consumption (reference only)	<ul style="list-style-type: none"> <li>• Idle: 5 mW (PS4)</li> <li>• Active: 4 W</li> </ul>
<b>Environmental operating conditions (non-condensing)</b>	
Temperature range	0°C to 70°C

**Table 31. 1 TB SSD specifications (continued)**

Relative humidity range	10% to 90%
Op shock	1500G
<b>Environmental non-operating conditions (non-condensing)</b>	
Temperature range	-40°C to 70°C
Relative humidity range	5% to 95%

## M.2 2230, 2 TB, PCIe NVMe Gen4 x4, Class 25 SSD

The following table lists the M.2 2230, 2 TB SSD specifications.

**Table 32. 2 TB SSD specifications**

Capacity	2 TB
Height (approximate)	2.38 mm (0.09 in.)
Width (approximate)	22.00 mm (0.87 in.)
Depth (approximate)	30.00 mm (1.18 in.)
Interface type	PCIe Gen4
Speed (maximum)	64 Gb/s (up to 4 lanes)
MTBF	1.4M hours
Logical blocks	4,000,797,360
<b>Power source</b>	
Power consumption (reference only)	<ul style="list-style-type: none"> <li>• Idle: 5 mW (PS4)</li> <li>• Active: 4 W</li> </ul>
<b>Environmental operating conditions (non-condensing)</b>	
Temperature range	0°C to 70°C
Relative humidity range	10% to 90%
Op shock	1500G
<b>Environmental non-operating conditions (non-condensing)</b>	
Temperature range	-40°C to 70°C
Relative humidity range	5% to 95%

## M.2 2230, 256 GB, PCIe NVMe Gen4 x4, Opal Self-Encrypting, Class 35 SSD

The following table lists the M.2 2230, 256 GB SSD specifications.

**Table 33. 256 GB SSD, self-encrypting drive specifications**

Capacity	256 GB
Height (approximate)	2.38 mm (0.09 in.)
Width (approximate)	22.00 mm (0.87 in.)
Depth (approximate)	30.00 mm (1.18 in.)
Interface type	PCIe Gen4



**Table 33. 256 GB SSD, self-encrypting drive specifications (continued)**

Speed (maximum)	64 Gb/s (up to 4 lanes)
MTBF	1.4M hours
Logical blocks	500,118,192
<b>Power source</b>	
Power consumption (reference only)	<ul style="list-style-type: none"> <li>• Idle: 5 mW (PS4)</li> <li>• Active: 4 W</li> </ul>
<b>Environmental operating conditions (non-condensing)</b>	
Temperature range	0°C to 70°C
Relative humidity range	10% to 90%
Op shock	1500G
<b>Environmental non-operating conditions (non-condensing)</b>	
Temperature range	-40°C to 70°C
Relative humidity range	5% to 95%

## Power adapter

The following table lists the power adapter specifications of your Latitude 7340.

**Table 34. Power adapter specifications**

Description	Values		
Type	60 W AC adapter, USB-C, Small form factor	65 W AC adapter, USB-C	100 W AC adapter, USB-C
Power-adapter dimensions:			
Height	22.00 mm (0.866 in.)	28.00 mm (1.10 in.)	122.00 mm (4.80 in.)
Width	66.00 mm (2.598 in.)	112.00 mm (4.41 in.)	26.5 mm (1.04 in.)
Depth	55.00 mm (2.165 in.)	51.00 mm (2.01 in.)	60.00 mm (2.36 in.)
Weight	0.105 kg (0.231 lb)	0.201 kg (0.443 lb)	0.291 g (0.641 lb)
Input voltage	100 VAC - 240 VAC	100 VAC - 240 VAC	100 VAC – 240 VAC
Input frequency	50 Hz - 60 Hz	50 Hz - 60 Hz	50 Hz – 60 Hz
Input current (maximum)	1.70 A	1.70 A	1.50 A
Output current (continuous)	<ul style="list-style-type: none"> <li>• 5 V/3 A</li> <li>• 9 V/3 A</li> <li>• 15 V/3 A</li> <li>• 20 V/3 A</li> </ul>	<ul style="list-style-type: none"> <li>• 5 V/3 A</li> <li>• 9 V/3 A</li> <li>• 15 V/3 A</li> <li>• 20 V/3.25 A</li> </ul>	<ul style="list-style-type: none"> <li>• 5 V/3 A</li> <li>• 9 V/3 A</li> <li>• 15 V/3 A</li> <li>• 20 V/4.50 A</li> </ul>
Rated output voltage	<ul style="list-style-type: none"> <li>• 5 VDC</li> <li>• 9 VDC</li> <li>• 15 VDC</li> <li>• 20 VDC</li> </ul>	<ul style="list-style-type: none"> <li>• 5 VDC</li> <li>• 9 VDC</li> <li>• 15 VDC</li> <li>• 20 VDC</li> </ul>	<ul style="list-style-type: none"> <li>• 5 VDC</li> <li>• 9 VDC</li> <li>• 15 VDC</li> <li>• 20 VDC</li> </ul>
<b>Temperature range</b>			
Operating	0°C to 40°C (32°F to 104°F)	0°C to 40°C (32°F to 104°F)	0°C to 40°C (32°F to 104°F)

**Table 34. Power adapter specifications (continued)**

Description	Values		
Storage	-20°C to 70°C (-4°F to 158°F)	-40°C to 70°C (-40°F to 158°F)	-40°C to 70°C (-40°F to 158°F)
<b>Compliance</b>			
Erp Lot6 Tier 2 requirement	Yes	Yes	Yes
80Plus compliant	Yes	Yes	Yes
Energy Star 8.0 compliant	Yes	Yes	Yes
GS mark compliant	Yes	Yes	Yes
NCTC Anti Power Surge certification	Yes	Yes	Yes
NCTC Anti Lightning Strike certification	Yes	Yes	Yes

## Accessories

The following table lists the supported accessories on your Latitude 7340.

**Table 35. Accessories**

Accessories
<p><b>Audio:</b> Dell Premier Wireless ANC Headset</p>
<p><b>Adapters:</b></p> <ul style="list-style-type: none"> <li>• Dell 7-in-1 USB-C Multiport Adapter</li> <li>• Dell Mobile Adapter Speakerphone</li> </ul>
<p><b>Carrying case:</b></p> <ul style="list-style-type: none"> <li>• Dell EcoLoop Pro Backpack</li> <li>• Dell EcoLoop Pro Sleeve 11-14</li> <li>• Dell Premier Briefcase 15</li> <li>• Dell Premier Slim Backpack 15</li> </ul>
<p><b>Dock:</b> Dell Thunderbolt 4 Dock</p>
<p><b>Mouse:</b> Dell Premier Rechargeable Wireless Mouse</p>
<p><b>Keyboard:</b> Dell Premier Multi-Device Wireless Keyboard and Mouse</p>
<p><b>Stylus:</b> Dell Premier Rechargeable Active Pen</p>
<p><b>Monitor:</b></p> <ul style="list-style-type: none"> <li>• Dell Collaboration 27 USB-C Hub Monitor</li> <li>• Dell UltraSharp 27 4K USB-C Monitor</li> </ul>

**Table 35. Accessories (continued)**

<b>Accessories</b>
<b>Webcam:</b> Dell UltraSharp Webcam
<b>Power bank:</b> Dell Notebook Power Bank Plus û USB C, 65 Wh

## Security

### Software security

The following table lists the software security details of your Latitude 7340.

**Table 36. Software security**

<b>Security options</b>
Dell Client Command Suite: On-prem
Dell Client Command Suite: Cloud
Dell Optimizer
Dell Power Manager
Dell SupportAssist for PCs
Dell SupportAssist OS Recovery (Excalibur)
Dell SafeBIOS - Off Host Verification
Dell SafeBIOS - Indicators of Attack
Dell SafeID
VMware Carbon Black Endpoint Standard
VMware Carbon Black Endpoint Advanced
VMware Carbon Black Endpoint Enterprise
Absolute Visibility
Absolute Control
Absolute Resilience
Dell Encryption Personal
Dell Encryption Enterprise
Netskope Cloud Access Security Broker (CASB)
Netskope Secure Web Gateway
Netskope Private Access

## Dell ControlVault 3.0

The following table lists the Dell ControlVault 3.0 specifications of your Latitude 7340.

**Table 37. Dell ControlVault 3.0 specifications**

Title	Description	Dell ControlVault 3.0
CPU technology	N/A	1 GHz ARM Cortex A7
RAM	N/A	1 MB
ROM	N/A	16 MB
TPM included	TPM enumeration included within ControlVault	No
Host Interface	N/A	USB 3.2
Fingerprint procession on chip	Fingerprint processing occurs within secure boundary of ControlVault	Yes
Windows WBF support	Support for Windows biometric framework when Fingerprint reader is attached	Yes
FIPS 140-2 level 3 complaint	Device complaint with FIPS 140-2 level 3 requirements	Yes
FIPS 140-2 level 3 certified	Device certified with FIPS 140-2 level 3 requirements	Yes

## Trusted Platform Module

The following table lists the Trusted Platform Module (TPM) of your Latitude 7340.

**Table 38. Trusted Platform Module (TPM)**

<b>TPM: ST/ST33 HTPH2X32AHD8</b>
Trusted Platform Module (TPM) 2.0 discrete
FIPS 140-2 certification for TPM
Trusted Computing Group (TCG) certification for TPM

## Thermal specifications

The following table lists the thermal specifications of your Latitude 7340.

**Table 39. Thermal specifications**

100% single heat pipe (U15 processors)	Increase the heat capacity to improve thermal dissipation
Better system tuning/setting	Get higher performance and good user experience
Pro-OS enhanced thermal setting (Dynamic PL1)	Increases boot-up time
Linear fan control	Fan speed ramp more smoothly for better user experience, no more significant acoustic changing
DDT SSD setting	Protecting the SSD device in high temperature and worse cases to prevent blue screen of death (BSOD)
IEC 60529 ingress protection: IP-54	<ul style="list-style-type: none"> <li>Dust protected</li> <li>Protected against dripping water</li> </ul>

# Thermal and acoustic improvements

The following table lists the thermal and acoustic improvements of your Latitude 7340.

**Table 40. Thermal and acoustic improvements**

100% single heat pipe	Increase the heat capacity to improve thermal dissipation
Better system tuning/setting	Get higher performance and good user experience
Pro-OS enhanced thermal setting (Dynamic PL1)	Increases boot-up time
Linear fan control	Fan speed ramp more smoothly for better user experience, no more significant acoustic changing
DDT SSD setting	Protecting the SSD device in high temperature and worse cases to prevent blue screen of death (BSOD)
IEC 60529 ingress protection: IP-54	<ul style="list-style-type: none"> <li>• Dust protected</li> <li>• Protected against dripping water</li> </ul>
Better acoustic experience	Enhance acoustic to 0.6 sone during daily working conditions and fan off when system is idle

## System management features

Dell commercial systems come with a number of systems management options that are include by default for In-Band management with our Dell Client Command Suite. In-Band management meaning that the Operating System is functional and the device is connected to a network so that it can be managed. The Dell Client Command Suite of tools can be leveraged individually or with a systems management console like SCCM, LANDESK, KACE, etc.

We also offer Out-of-Band management as an option. Out-of-band management is when the system does not have a functional operating system or is turned off and you still want to be able to manage the system in that state.

## Dell Client Command Suite for In-Band systems management

**Dell Client Command Suite** is a free toolkit available for download, for all Latitude Rugged tablets at [dell.com/support](http://dell.com/support), that automates and streamlines systems management tasks, saving time, money, and resources. It consists of the following modules that can be used independently, or with a variety of systems management consoles such as SCCM.

Dell Client Command Suite's integration with VMware Workspace ONE Powered by AirWatch, now allows customers to manage their Dell client hardware from the cloud, using a single Workspace ONE console.

**Dell Command | Deploy** enables easy operating system (OS) deployment across all major OS deployment methodologies and provides numerous system-specific drivers that have been extracted and reduced to an OS-consumable state.

**Dell Command | Configure** is a graphical user interface (GUI) admin tool for configuring and deploying hardware settings in a pre-OS or post-OS environment, and it operates seamlessly with SCCM and Airwatch and can be self-integrated into LANDesk and KACE. Simply, this is all about the BIOS. Command | Configure allows you to remotely automate and configure over 150+ BIOS settings for a personalized user experience.

**Dell Command | PowerShell Provider** can do the same things as Command | Configure, but with a different method. PowerShell is a scripting language that allows customers to create a customized and dynamic configuration process.

**Dell Command | Monitor** is a Windows Management Instrumentation (WMI) agent that provides IT admins with an extensive inventory of the hardware and health-state data. Admins can also configure hardware remotely by using command line and scripting.

**Dell Command | Power Manager (end-user tool)** is a GUI-based factory-installed battery management tool that allows end users to choose the battery management methods that meet their personal preferences or work schedule without sacrificing IT's capability to control those settings with Group Policy.

**Dell Command | Update (end-user tool)** is factory-installed and allows admins to individually manage and automatically present and install Dell updates to the BIOS, drivers, and software. Command | Update eliminates the time-consuming hunting and pecking process of update installation.

**Dell Command | Update Catalog** provides searchable metadata that allows the management console to retrieve the latest system-specific updates (driver, firmware or BIOS). The updates are then delivered seamlessly to end-users using the customer's systems management infrastructure that is consuming the catalog (like SCCM).


**Dell Command | vPro Out of Band** console extends hardware management to systems that are offline or have an unreachable OS (Dell exclusive features).

**Dell Command | Integration Suite for System Center** - This suite integrates all the key components of the Client Command Suite into Microsoft System Center Configuration Manager 2012 and Current Branch versions.

## Out of Band Systems Management

Intel Standard Manageability option **must be configured in our factory at the time of purchase, as it is NOT field upgradable**. It offers out-of-band management and DASH compliance ([https://registry.dmtf.org/registry/results/field\\_initiative\\_name%3A%22DASH%201.0%22](https://registry.dmtf.org/registry/results/field_initiative_name%3A%22DASH%201.0%22)).

## ComfortView Plus

 **WARNING: Prolonged exposure to blue light from the display may lead to long-term effects such as eye strain, eye fatigue, or damage to the eyes.**

Blue light is a color in the light spectrum which has a short wavelength and high energy. Chronic exposure to blue light, particularly from digital sources, may disrupt sleep patterns and cause long-term effects such as eye strain, eye fatigue, or damage to the eyes.

The display on this computer is designed to minimize blue light and complies with TÜV Rheinland's requirement for low blue light displays.

Low blue light mode is enabled at the factory, so no further configuration is necessary.

To reduce the risk of eye strain, it is also recommended that you:

- Position the display at a comfortable viewing distance between 20 and 28 inches (50 and 70 cm) from your eyes.
- Blink frequently to moisten your eyes, wet your eyes with water, or apply suitable eye drops.
- Look away from your display, and gaze at a distant object at 20 ft (609.60 cm) away for at least 20 seconds during each break.
- Take an extended break for 20 minutes every two hours.

## Dell Optimizer

This section details the Dell Optimizer specifications of your Latitude 7340.

Dell Optimizer is a software application that intelligently optimizes the performance of your system by using artificial intelligence and machine learning. Dell Optimizer dynamically configures your system settings to optimize the performance of your applications. It improves the productivity, performance, and user experience through system usage analysis and learning.

On Latitude 7340 with Dell Optimizer, the following features are supported:


- Improves user experience through computer usage analysis and learning
- Faster application launch and seamless application transition
- Intelligent battery run-time extension
- Optimized Audio for best meeting experience
- Locks computer when walks away for enhanced security
- Faster computer wake-on-user approach
- Intelligently shows alerts
- Updates automatically to minimize disruption

For more information about configuring and using these features, search for the Dell Optimizer User Guide at [www.dell.com/support](http://www.dell.com/support).



## Color, material, and finish

This section details the color, material, and finish (CMF) specifications of your Latitude 7340.



Ano Titan Gray

**Table 41. CMF specifications**

A Cover (Top)	<ul style="list-style-type: none"> <li>● Aluminum Stamping</li> <li>● Stamping &gt; Beadblasting &gt; Anodizing (&lt;0.5R hard EDGE)</li> <li>● Ano Titan Gray BB Dull</li> <li>● Beadblasting 11+/-3 GU</li> </ul>
B Cover	<ul style="list-style-type: none"> <li>● Touch (2-in-1):               <ul style="list-style-type: none"> <li>○ Corning Corilla Glass</li> <li>○ Ion Exchange Chemical Hardening, Perimeter Cut/ Ground to Shape</li> <li>○ Backside Mask PMS Black 6C + Anti-Reflective Anti-Smudge Coating (ARAS)</li> <li>○ &gt;90 GU; High Polish</li> </ul> </li> <li>● Non-touch:</li> </ul>

**Table 41. CMF specifications (continued)**

	<ul style="list-style-type: none"> <li>○ Single-Shot Plastic (Apollo, Resin)</li> <li>○ WB Painted: Basecoat + Velvet Top Coat</li> <li>○ Apollo Velvet WPUST</li> <li>○ 5+/-1.5 GU</li> </ul>
C Cover (Palmrest)	<ul style="list-style-type: none"> <li>● AL Stamping with Anodized</li> <li>● Stamping &gt; Beadblasting &gt; Anodizing + CNC drilled speaker holes Print IO Icons (&lt;0.5R hard EDGE)</li> <li>● Ano Titan Gray BB Dull</li> <li>● Beadblasting 11+/-3 GU</li> </ul>
D Cover (Bottom)	<ul style="list-style-type: none"> <li>● Aluminum Stamping</li> <li>● Stamping &gt; Beadblasting &gt; Anodizing (&lt;0.5R hard EDGE) + Print Model Name</li> <li>● Beadblasting 11+/-3 GU</li> </ul>

# Keyboard shortcuts of Latitude 7340

**NOTE:** Keyboard characters may differ depending on the keyboard language configuration. Keys used for shortcuts remain the same across all language configurations.

Some keys on your keyboard have two symbols on them. These keys can be used to type alternate characters or to perform secondary functions. The symbol shown on the lower part of the key refers to the character that is typed out when the key is pressed. If you press shift and the key, the symbol shown on the upper part of the key is typed out. For example, if you press **2**, **2** is typed out; if you press **Shift + 2**, **@** is typed out.

The keys F1-F12 at the top row of the keyboard are function keys for multi-media control, as indicated by the icon at the bottom of the key. Press the function key to invoke the task represented by the icon. For example, pressing F1 mutes the audio (refer to the table below).

However, if the function keys F1-F12 are needed for specific software applications, multi-media functionality can be disabled by pressing **Fn + Esc**. Subsequently, multi-media control can be invoked by pressing **Fn** and the respective function key. For example, mute audio by pressing **Fn + F1**.

**NOTE:** You can also define the primary behavior of the function keys (F1–F12) by changing **Function Key Behavior** in BIOS setup program.

**Table 42. List of keyboard shortcuts**

Function key	Primary behavior
F1	Mute audio
F2	Decrease volume
F3	Increase volume
F4	Play previous track/chapter
F5	Play/Pause
F6	Play next track/chapter.
F8	Switch to external display
F9	Search
F10	Click keyboard backlight (optional). <b>NOTE:</b> Non-backlight keyboards have F10 function key without the backlight icon and do not support toggle keyboard backlight function. <b>NOTE:</b> Toggle to cycle the keyboard backlight status through off, low-backlight, and high-backlight
F11	Decrease brightness
F12	Increase brightness

The **Fn** key is also used with selected keys on the keyboard to invoke other secondary functions.

**Table 43. Secondary behavior**

Function key	Secondary behavior
Fn + F1	Operating system and application specific F1 behavior
Fn + F2	Operating system and application specific F2 behavior
Fn + F3	Operating system and application specific F3 behavior
Fn + F4	Operating system and application specific F4 behavior

**Table 43. Secondary behavior (continued)**



<b>Function key</b>	<b>Secondary behavior</b>
Fn + F5	Operating system and application specific F5 behavior
Fn + F6	Operating system and application specific F6 behavior
Fn + F8	Operating system and application specific F8 behavior
Fn + F9	Operating system and application specific F9 behavior
Fn + F10	Operating system and application specific F10 behavior
Fn + F11	Operating system and application specific F11 behavior
Fn + F12	Operating system and application specific F12 behavior
Fn + PrtScr	Turn off/on wireless
Fn + B	Pause/Break
Fn + Insert	Sleep
Fn + S	Toggle scroll lock
Fn + H	Toggle between power and battery-status light/hard-drive activity light
Fn + R	System request
Fn + Ctrl	Open application menu
Fn + Esc	Toggle Fn-key lock
Fn + PgUp	Page up
Fn + PgDn	Page down
Fn + Home	Home
Fn + End	End

# Getting help and contacting Dell

## Self-help resources


You can get information and help on Dell products and services using these self-help resources:


**Table 44. Self-help resources**

Self-help resources	Resource location
Information about Dell products and services	<a href="http://www.dell.com">www.dell.com</a>
My Dell app	
Tips	
Contact Support	In Windows search, type <code>Contact Support</code> , and press Enter.
Online help for operating system	<a href="http://www.dell.com/support/windows">www.dell.com/support/windows</a> <a href="http://www.dell.com/support/linux">www.dell.com/support/linux</a>
Access top solutions, diagnostics, drivers and downloads, and learn more about your computer through videos, manuals and documents.	Your Dell computer is uniquely identified by a Service Tag or Express Service Code. To view relevant support resources for your Dell computer, enter the Service Tag or Express Service Code at <a href="http://www.dell.com/support">www.dell.com/support</a> .  For more information on how to find the Service Tag for your computer, see <a href="#">Locate the Service Tag on your computer</a> .
Dell knowledge base articles for a variety of computer concerns	<ol style="list-style-type: none"> <li>1. Go to <a href="http://www.dell.com/support">www.dell.com/support</a>.</li> <li>2. On the menu bar at the top of the Support page, select <b>Support &gt; Knowledge Base</b>.</li> <li>3. In the Search field on the Knowledge Base page, type the keyword, topic, or model number, and then click or tap the search icon to view the related articles.</li> </ol>

## Contacting Dell

To contact Dell for sales, technical support, or customer service issues, see [www.dell.com/contactdell](http://www.dell.com/contactdell).

 **NOTE:** Availability varies by country/region and product, and some services may not be available in your country/region.

 **NOTE:** If you do not have an active Internet connection, you can find contact information about your purchase invoice, packing slip, bill, or Dell product catalog.