

Lenovo Tab M11

Quick Start Guide

TB330FU

TB330XU

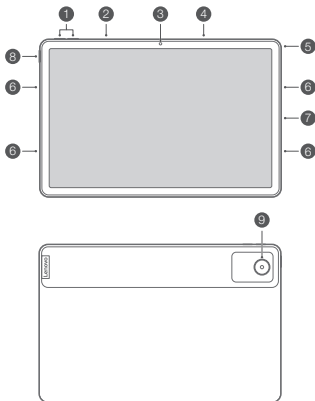
The Lenovo logo is positioned in the bottom right corner of the page. It consists of the word "Lenovo" written in a white, sans-serif font, oriented vertically within a dark grey rectangular background.

Lenovo

Get started

- Read this guide carefully before using your device.
- All pictures and illustrations in this guide are for your reference only. The actual product may vary.

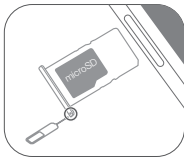
Overview



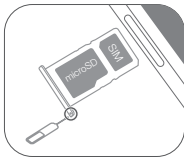
- | | | |
|-------------------|----------------|----------------|
| 1 Volume buttons | 2 Microphone | 3 Front camera |
| 4 Card tray | 5 Audio jack | 6 Speakers |
| 7 USB-C connector | 8 Power button | 9 Rear camera |

Install cards

Turn off your device before inserting or removing a card.



TB330FU



TB330XU

 If you're using a third-party SIM, contact your carrier for more details.

Charge your device

For environmental reasons this package may not include a charger in certain countries or regions. This device can be powered with most USB power adapters and a cable with USB Type-C plug.

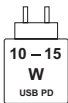
If you do not carry the included charger with your device, you have the option of using a qualified USB-C charger (may be purchased separately). Lenovo branded USB-C chargers with the following listed maximum ratings are tested to work with the device.

- 5 Vdc, 2 A
- 9 Vdc, 1.67 A

It is recommended to use a charger that complies with applicable national/regional regulations for mobile device adapters. Only use a charger that complies with international and regional safety standards (such as EN/IEC/UL 62368) for charging. Other chargers may not comply with applicable safety standards, and using such chargers to charge may result in injury or death.

Charging capabilities and the compatible charging devices of this product

The power delivered by the charger must be between min 10 Watts required by the radio equipment, and max 15 Watts in order to achieve the maximum charging speed. And the device supports USB Power Delivery (USB-PD).



Help and more

To get more information and download the *User Guide*, go to <https://support.lenovo.com>.

European Union (EU) / United Kingdom (UK) compliance statement



Lenovo (Singapore) Pte. Ltd. declares that the radio equipment type: TB330FU, TB330XU are in compliance with EU Radio Equipment Directive 2014/53/EU.

Lenovo (Slovakia) Ltd. declares that the radio equipment type: TB330FU, TB330XU are in compliance with UK Radio Equipment Regulation SI 2017 No. 1206.

The full text of the system declarations of conformity are available at:

<https://www.lenovo.com/us/en/compliance/eu-doc> for EU and

<https://www.lenovo.com/us/en/compliance/uk-doc> for UK.


This radio equipment operates with the following frequency bands and maximum radio-frequency power:

Model Name	Frequency Bands	Maximum Power (dBm)
TB330FU	WLAN 2400 - 2483.5 MHz	< 18.5
	WLAN 5150 - 5250 MHz	< 16.5
	WLAN 5250 - 5350 MHz	< 16.5
	WLAN 5470 - 5725 MHz	< 16.5
	WLAN 5725 - 5850 MHz	< 16.5
	Bluetooth 2400 - 2483.5 MHz	< 9

Model Name	Frequency Bands	Maximum Power (dBm)
TB330XU	GSM 900	34
	GSM 1800	31
	WCDMA I	25.5
	WCDMA V	25.5
	WCDMA VIII	25.5
	LTE B1/B3/B5/B8/B20/B28	24.5
	LTE B38	23.5
	LTE B7/B40	24
	LTE B41	26
	WLAN 2400 - 2483.5 MHz	< 18.5
	WLAN 5150 - 5250 MHz	< 16.5
	WLAN 5250 - 5350 MHz	< 16.5
	WLAN 5470 - 5725 MHz	< 16.5
	WLAN 5725 - 5850 MHz	< 16.5
	Bluetooth 2400 - 2483.5 MHz	< 11

Restrictions of use:

Usage of this device is limited to indoor in the band 5150 to 5350 MHz.

	AT	BE	BG	CH	CY	CZ	DE	DK	EE	EL	ES	FI
	FR	HR	HU	IE	IS	IT	LI	LT	LU	LV	MT	NL
	NO	PL	PT	RO	SE	SI	SK	TR	UK	UK (NI)		

Specific Absorption Rate information

THE DEVICE MEETS INTERNATIONAL GUIDELINES FOR EXPOSURE TO RADIO WAVES.

The device is a radio transmitter and receiver. It is designed not to exceed the limits for exposure to radio waves (radio frequency electromagnetic fields) recommended by international guidelines. The guidelines were developed by an independent scientific organization (ICNIRP) and include a substantial safety margin designed to assure the safety of all persons, regardless of age and health. The radio wave exposure guidelines use a unit of measurement known as the Specific Absorption Rate, or SAR.

Tests for SAR are conducted using standard operating positions with the device transmitting at its highest certified power level in all tested frequency bands. The highest SAR values under the ICNIRP guidelines for your device model are listed below:

Maximum SAR for this model and conditions under which it was recorded.				
EU/UK 10g SAR Limit (2.0 W/kg)	TB330FU	Body-worn (0mm)	WLAN, Bluetooth	1.37 W/kg
EU/UK 10g SAR Limit (4.0 W/kg)		Limb (0mm)	WLAN, Bluetooth	1.37 W/kg
EU/UK 10g SAR Limit (2.0 W/kg)	TB330XU	Body-worn (0mm)	LTE, WLAN, Bluetooth	0.95 W/kg
EU/UK 10g SAR Limit (4.0 W/kg)		Limb (0mm)	LTE, WLAN, Bluetooth	0.95 W/kg

ⓘ The above information is for EU countries and UK. Please refer to the actual product for supported frequency bands in other countries.

During use, the actual SAR values for your device are usually well below the values stated. This is because, for purposes of system efficiency and to minimize interference on the network, the operating power of the device is automatically decreased when full power is not needed for the data connection. The lower the power output of the device, the lower its SAR value. If you are interested in further reducing your RF exposure then you can easily do so by limiting your usage or simply using a hands-free kit to keep the device away from the head and body.

© Copyright Lenovo 2023.

Reduce | Reuse | Recycle



V1.0_20231018



HQ62201003M80

MC

Printed in China