

THIS COPY IS PROVIDED ON A RESTRICTED BASIS AND IS NOT TO BE USED IN ANY WAY DETRIMENTAL TO THE INTERESTS OF PANDUIT CORP.

PANDUIT P/N	WEIGHT
P42G22M-XYZ	SEE SHEET 2

SPECIFICATION:

1. STANDARD:

UNIT TYPE:	MONITORED & SWITCHED PER OUTLET
ORIENTATION:	VERTICAL, 0U
OUTLET QTY&TYPE:	(21)C13/C15, (21)C13/C15/C19
INPUT VOLTAGE:	200-240VAC,
INPUT CURRENT:	50A (40A DERATED)
BREAKER QTY&TYPE:	(6) 20AMP, DOUBLE-POLE
INPUT PHASE:	THREE-PHASE, DELTA
RATED POWER:	14.4 KVA
INPUT PLUG:	CS8365, 3P 4W
INPUT POWER CORD:	SEE SHEET 2 PART NUMBER TABLE
REGULATORY STANDARD:	RoHS COMPLIANT

2. ADDITIONAL:

NONE

3. ACCESSORIES:

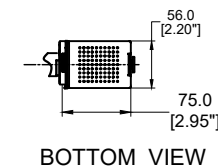
(1) QUICK-START GUIDE

NOTES:

1. PRIMARY DIMENSIONS ARE IN MILLIMETERS. SECONDARY DIMENSION ARE IN [INCHES] .
2. INSTALLATION SHALL COMPLY WITH ALL APPLICABLE NATIONAL, STATE, AND LOCAL CODES .
3. VISIT OUR ON-LINE CATALOG AT WWW.PANDUIT.COM FOR A CURRENT LIST OF PRODUCTS APPLICABLE FOR USE WITH THIS PART .
4. FOR FULL PRODUCT FUNCTIONALITY REFER TO USER MANUAL .
5. DRAWING VIEWS SHOW THE INPUT CORD IN THE "TOP END FED" CONFIGURATION .

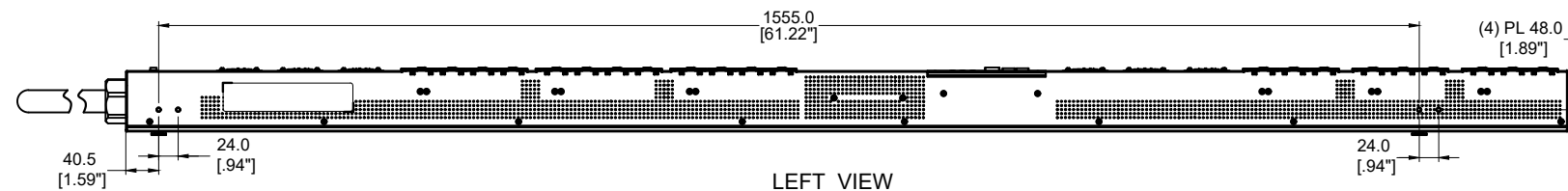
IDENTIFICATION

FOR FINISHED GOOD PART NUMBER & DESCRIPTION TABLE SEE SHEET 2 CONFIGURABLE PART NUMBERS: P42G22M-XX Y Z




BOTTOM VIEW

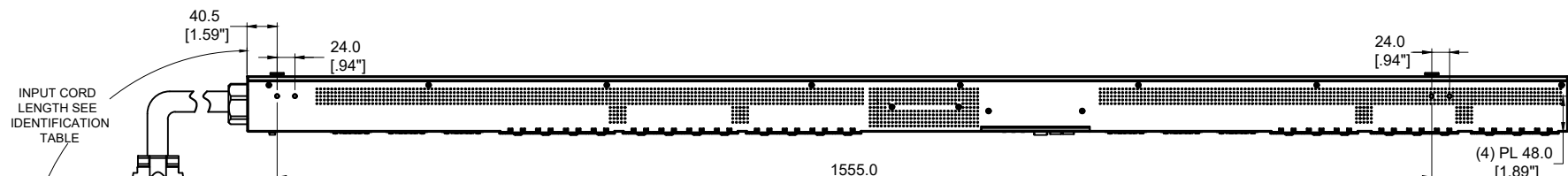
XX: FINISHED GOOD COLOR BL=BLACK YL=YELLOW RD=RED BU=BLUE WH=WHITE GN=GREEN	Y: INPUT FEED TYPE 1=TOP-END FED 2=BOTTOM-END FED	Z: INPUT CORD LENGTH A=1 METER B=2 METER C=3 METER
--	---	---



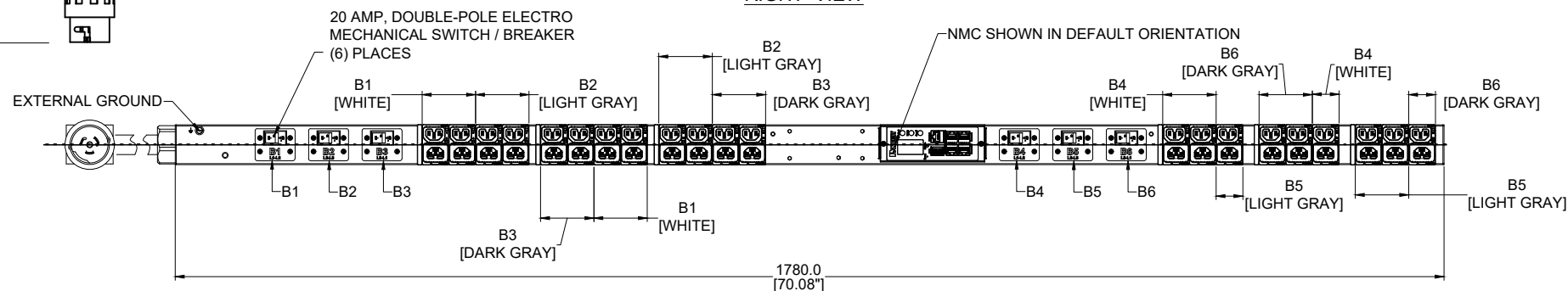
LEFT VIEW



REAR VIEW



RIGHT VIEW

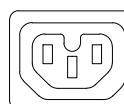


FRONT VIEW

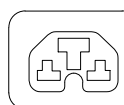
PLUG/RECEPTACLE BLOCK



PLUG
CS8365, 3P 4W
50A, 250V, 3-PHASE MAX RATED INPUT
40A DERATED



RECEPTACLES
C13/C15 COMBO
10A, 250V MAX RATED OUTPUT



RECEPTACLES
C13/C15/C19 COMBO
16A, 250V MAX RATED OUTPUT

REV	DATE	BY	CHK	APR	DESCRIPTION	ECN
01A	12/22/2022	Leo Liu	CSH	MJD	INITIAL RELEASE	P42G22M-XYZ

WE ASK THAT YOU CHECK FULLY THE DIMENSIONS, NOTES, AND SIGN THE CLIENT SIGNATURE BOX. THE JOB WILL NOT PROGRESS WITHOUT SIGNED APPROVAL. PLEASE DO NOT DELAY IN RETURNING PROOF AS IT WILL AFFECT DELIVERY.		SIGN
		DATE
		PRINT
TITLE INTELLIGENT SERIES PDU P42G22M-XYZ CUSTOMER DRAWING		
ITEM REVISION NAME:		PANDUIT
DATASHEET FILE NAME:		
UNLESS OTHERWISE SPECIFIED DIMENSIONAL TOLERANCE ARE: mm [IN]		MATERIAL/COLOR: N/A
THIRD ANGLE PROJECTION		DRAWING NUMBER: P42G22M-XYZ_DC
DRAWN BY Leo	DATE 12/22/2022	SCALE NONE
CHK LJB	SCALE NONE	SHT 1 OF 2
		SCALE B



THIS COPY IS PROVIDED ON A RESTRICTED BASIS AND IS NOT TO BE USED IN ANY WAY DETRIMENTAL TO THE INTERESTS OF PANDUIT CORP.

B



A

FINISHED GOOD PART NUMBER	FINISHED GOOD DESCRIPTION	COLOR	INPUT CORD LENGTH	WEIGHT
P42G22M	VERTICAL, (21)C13/C15, (21)C13/C15/C19, MONITORED & SWITCHED PER OUTLET, 200-240V/50A (40A DERATED) / 3 PHASE, TOP-END FED, 3 METER INPUT CORD, BLACK	BLACK (RAL 9005)	3M(+254mm/-127mm) 10'[+10"/-5"]	6.8kg

B



A



						WE ASK THAT YOU CHECK FULLY THE DIMENSIONS, NOTES, AND SIGN THE CLIENT SIGNATURE BOX. THE JOB WILL NOT PROGRESS WITHOUT SIGNED APPROVAL. PLEASE DO NOT DELAY IN RETURNING PROOF AS IT WILL AFFECT DELIVERY.		SIGN	
								DATE	
								PRINT	
						TITLE INTELLIGENT SERIES PDU P42G22M-XYZ CUSTOMER DRAWING			
						ITEM REVISION NAME:			
						DATASHEET FILE NAME:			
						UNLESS OTHERWISE SPECIFIED DIMENSIONAL TOLERANCE ARE: mm [IN]		MATERIAL/COLOR:	
						Tolerance(mm) 0<L<50 ±0.5 50<L<250 ±1.0 250<L<500 ±1.5 500<L<1000 ±2.5 1000<L<2000 ±4.0		N/A	
						THIRD ANGLE PROJECTION		DRAWING NUMBER:	
						DRAWN BY DATE		SCALE	
						Leo 12/22/2022		LJB NONE	
						CHK		SCALE	
						LJB		NONE	
						REV		SHT 2 OF 2	
						DATE		SCALE	
						BY		B	
						CHK			
						APR			
						DESCRIPTION			
						ECN			
						INITIAL RELEASE			
						P42G22M-XYZ			
						01A 12/22/2022 Leo Liu CSH MJD			

A