


Precision 3260 Compact

Technical Guidebook



Notes, cautions, and warnings

 **NOTE:** A NOTE indicates important information that helps you make better use of your product.

 **CAUTION:** A CAUTION indicates either potential damage to hardware or loss of data and tells you how to avoid the problem.


 **WARNING:** A WARNING indicates a potential for property damage, personal injury, or death.

Chapter 1: Views of Precision 3260 Compact.....	5
Front.....	5
Back.....	6
Left.....	7
Chapter 2: Specifications of Precision 3260 Compact.....	8
Dimensions and weight.....	8
Processor.....	8
Chipset.....	9
Operating system.....	9
Memory.....	10
Memory matrix.....	10
External ports.....	11
Internal slots.....	11
Ethernet.....	12
Wireless module.....	12
Audio.....	12
Storage.....	13
RAID (Redundant Array of Independent Disks).....	13
Power adapter.....	14
GPU—Integrated.....	15
Multiple display support matrix.....	15
GPU—Discrete.....	16
Multiple display support matrix.....	16
Hardware security.....	17
Environmental.....	17
Regulatory compliance.....	18
Operating and storage environment.....	18
Chapter 3: Engineering specifications.....	19
Physical system dimensions.....	19
Add-in card dimensions.....	20
Slot limitations.....	20
Ethernet.....	20
Intel Ethernet Connection i219-LM.....	20
Wireless module.....	21
Qualcomm WCN6856, 2x2, Wi-Fi 6E DBS, Bluetooth 5.2.....	21
Intel AX211, 2x2 MIMO, 2400 Mbps, 2.4/5/6 GHz, Wi-Fi 6E (WiFi 802.11ax), Bluetooth 5.2.....	23
GPU—Integrated.....	24
Intel UHD Graphics 730.....	24
Intel UHD Graphics 770.....	24
GPU—Discrete.....	25
NVIDIA Quadro T400, 2 GB GDDR6, low profile.....	25
NVIDIA Quadro T600, 4 GB GDDR6, low profile.....	26

NVIDIA Quadro T1000, 4 GB GDDR6, low profile.....	26
NVIDIA RTX 3000, 6 GB GDDR6, low profile.....	27
Video port and resolution matrix.....	28
Storage.....	28
2.5-inch, 500 GB, 7200 RPM, SATA, HDD	28
2.5-inch, 1 TB, 7200 RPM, SATA, HDD	29
2.5-inch, 500 GB, 7200 RPM, SATA, HDD, Self-Encrypting, Opal 2.0, FIPS	30
M.2 2230, 256 GB, PCIe NVMe Gen3 x4, Class 35 SSD.....	30
M.2 2280, 512 GB, PCIe NVMe Gen4 x4, Class 40 SSD.....	31
M.2 2280, 1 TB, PCIe NVMe Gen4 x4, Class 40 SSD.....	31
M.2 2280, 2 TB, PCIe NVMe Gen4 x4, Class 40 SSD.....	32
M.2 2280, 4 TB, PCIe NVMe Gen4 x4, Class 40 SSD.....	33
M.2 2280, 512 GB, PCIe NVMe Gen3 x4, Class 40 SSD, self-encrypting drive.....	33
M.2 2280, 1 TB, PCIe NVMe Gen3 x4, Class 40 SSD, self-encrypting drive.....	34
Power adapter.....	34
CMOS battery.....	35
Accessories.....	36
Security.....	36
Software security.....	36
Trusted Platform Module.....	37
Mil-SPEC.....	37
Acoustic noise emission information tower.....	39
Chassis enclosure and ventilation requirements.....	39
System management features.....	40
Dell Client Command Suite for In-Band systems management	40
Out of Band Systems Management.....	41
Chapter 4: Dell Optimizer.....	42
Chapter 5: System limitations.....	43
Chapter 6: Getting help and contacting Dell.....	45

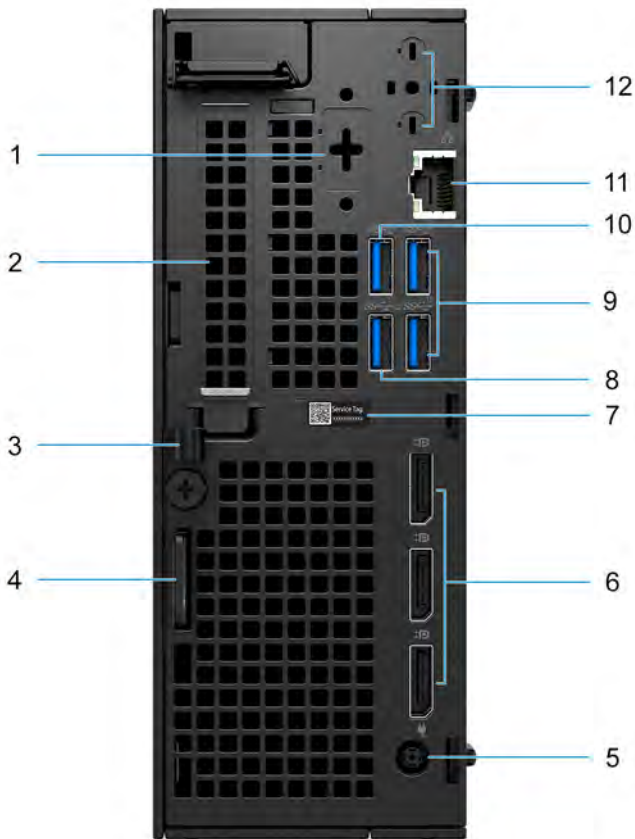
Views of Precision 3260 Compact

Front




1. Power button (diagnostic indicator)
2. Hard-drive status indicator
3. Re-tasking line-out/line-in audio port
4. Universal audio jack
5. USB 3.2 Gen 2 port with PowerShare
6. USB 3.2 Gen 2x2 Capable Type-C port

Back



1. Optional port (PS/2 Serial/HDMI 2.0b/Displayport 1.4a (HBR3)/VGA/USB Type-C with DisplayPort Alt mode)
2. Expansion card slot
3. DC-in cable clip
4. Kensington security-cable slot and padlock ring
5. Power adapter port
6. DisplayPort 1.4a (HBR2)
7. Service tag
8. USB 3.2 Gen 1 port with Smart Power On
9. USB 3.2 Gen 2 ports
10. USB 3.2 Gen 1 port
11. RJ45 Ethernet port
12. Integrated external SMA antenna connectors (optional)

Left



1. Four M4x10 screw posts for VESA mounting option.


i **NOTE:** The Dell Precision 3260 Compact Form Factor has screw holes 100 mmx100 mm apart.

Specifications of Precision 3260 Compact

Dimensions and weight


The following table lists the height, width, depth, and weight of your Precision 3260 Compact.

Table 1. Dimensions and weight

Description	Values
Height	190 mm (7.48 in.)
Width	71.80 mm (2.82 in.)
Depth	178 mm (7.00 in.)
Weight  NOTE: The weight of your computer depends on the configuration ordered and manufacturing variability.	<ul style="list-style-type: none"> 2.03 kg (4.49 lbs.)—maximum 1.37 kg (3.02 lbs.)—minimum

Processor

The following table lists the details of the processors supported by your Precision 3260 Compact.

 **NOTE:** Global Standard Products (GSP) are a subset of Dell's relationship products that are managed for availability and synchronized transitions on a worldwide basis. They ensure that the same platform is available for purchase globally. This allows customers to reduce the number of configurations managed on a worldwide basis, thereby reducing their costs. They also enable companies to implement global IT standards by locking in specific product configurations worldwide.

Device Guard (DG) and Credential Guard (CG) are the new security features that are only available on Windows Enterprise today. Device Guard is a combination of enterprise-related hardware and software security features. When you configure them together, it locks a device down so that it can only run trusted applications. Credential Guard uses virtualization-based security to isolate secrets (credentials) so that only privileged system software can access them. Unauthorized access to these secrets can lead to credential theft attacks. Credential Guard prevents these attacks by protecting NT LAN Manager (NTLM) password hashes and Kerberos Ticket Granting Tickets.


 **NOTE:** Processor numbers are not a measure of performance. Processor availability is subject to change and may vary by region/country.

Table 2. Processor

Description	Option one	Option two	Option three	Option Four	Option Five
Processor type	12 th Generation Intel Core i3-12100	12 th Generation Intel Core i5-12500	12 th Generation Intel Core i5-12600 vPro	12 th Generation Intel Core i7-12700 vPro	12 th Generation Intel Core i9-12900 vPro
Processor wattage	60 W	65 W	65 W	65 W	65 W
Processor core count	4	6	6	12	16
Processor thread count	8	12	12	20	24

Table 2. Processor (continued)

Description	Option one	Option two	Option three	Option Four	Option Five
Processor speed	3.30 GHz to 4.30 GHz	3 GHz to 4.60 GHz	3.30 GHz to 4.80 GHz	2.10 GHz to 4.90 GHz	2.40 GHz to 5.10 GHz
Processor cache	12 MB	18 MB	18 MB	25 MB	30 MB
Integrated graphics	Intel UHD Graphics 730	Intel UHD Graphics 770	Intel UHD Graphics 770	Intel UHD Graphics 770	Intel UHD Graphics 770

Chipset

The following table lists the details of the chipset supported by your Precision 3260 Compact.

Table 3. Chipset

Description	Values
Chipset	Intel W680
Processor	12 th Generation Intel Core i3/i5/i7/i9
DRAM bus width	<ul style="list-style-type: none"> 64-bit (for single-channel) 128-bit (for dual-channel)
Flash EPROM	<ul style="list-style-type: none"> 16 MB (nRPMC) 32 MB (RPMC)
PCIe bus	Up to Gen 4.0

Operating system

Your Precision 3260 Compact supports the following operating systems:

- windows 11 Home, 64-bit
- Windows 11 Pro, 64-bit
- Windows 11 Pro National Academic, 64-bit
- Windows 11 Pro for Workstations, 64-bit
- Windows 10 Home, 64-bit
- Windows 10 Pro, 64-bit
- Windows 10 Pro National Academic, 64-bit
- Windows 10 IoT Enterprise 2019 LTSC (OEM only)
- Windows 10 Pro for Workstations, 64-bit
- RHEL 8.4
- Ubuntu 18.04 LTS, 64-bit
- Ubuntu 20.04 LTS, 64-bit

Memory

The following table lists the memory specifications of your Precision 3260 Compact.

Table 4. Memory specifications

Description	Values
Memory slots	Two-SoDIMM
Memory type	DDR5
Memory speed	4800 MHz
Maximum memory configuration	64 GB
Minimum memory configuration	8 GB
Memory size per slot	8 GB, 16 GB, 32 GB
Memory configurations supported	<ul style="list-style-type: none"> • 8 GB, 1 x 8 GB, DDR5, 4800 MHz, non-ECC, single-channel • 16 GB, 1 x 16 GB, DDR5, 4800 MHz, non-ECC, single-channel • 16 GB, 2 x 8 GB, DDR5, 4800 MHz, non-ECC, dual-channel • 32 GB, 1 x 32GB, DDR5, 4800 MHz, non-ECC, single-channel • 32 GB, 2 x 16 GB, DDR5, 4800 MHz, non-ECC, dual-channel • 64 GB, 2 x 32 GB, DDR5, 4800 MHz, non-ECC, dual-channel • 16 GB, 1 x 16 GB, DDR5, 4800 MHz, ECC, single-channel • 32 GB, 1 x 32 GB, DDR5, 4800 MHz, ECC, single-channel • 32 GB, 2 x 16 GB, DDR5, 4800 MHz, ECC, dual-channel • 64 GB, 2 x 32 GB, DDR5, 4800 MHz, ECC, dual-channel

Memory matrix

The following table lists the memory configurations supported for your Precision 3260 Compact.

Table 5. Memory matrix

Configuration	Slot	
	SO-DIMM1	SO-DIMM2
8 GB DDR5	8 GB	NA
16 GB DDR5	16 GB	NA
16 GB DDR5	8 GB	8 GB
32 GB DDR5	32 GB	NA
32 GB DDR5	16 GB	16 GB
64 GB DDR5	32 GB	32 GB

External ports

The following table lists the external ports of your Precision 3260 Compact.

Table 6. External ports

Description	Values
Network port	One RJ45 Ethernet port
USB ports	<ul style="list-style-type: none"> One USB 3.2 Gen 2x2 Capable Type-C port (front) One USB 3.2 Gen 2 port with PowerShare (front) One USB 3.2 Gen 1 port (rear) One USB 3.2 Gen 1 port with Smart Power On (rear) Two USB 3.2 Gen 2 ports (rear)
Audio port	<ul style="list-style-type: none"> One universal audio jack One re-tasking line-out/line-in audio port
Video port	<ul style="list-style-type: none"> Three DisplayPort 1.4a (HBR2) One Optional port (PS/2 Serial/HDMI 2.0b/Displayport 1.4a (HBR3)/VGA/USB Type-C with DisplayPort Alt mode)
Media-card reader	Not supported
Power-adaptor port	One 7.4 mm DC-in port
Security-cable slot	<ul style="list-style-type: none"> One kensington security-cable slot One padlock ring

Internal slots

The following table lists the internal slots of your Precision 3260 Compact.

Table 7. Internal slots

Description	Values
PCIe expansion card slots	One half-height Gen4 PCIe x8 slot
mSATA	Not supported
SATA	One SATA 3.0 slot for 2.5-inch hard drive
M.2	<ul style="list-style-type: none"> One M.2 2230 slot for WiFi and Bluetooth card Two M.2 2230/2280 slots for solid-state drive <p>NOTE: To learn more about the features of different types of M.2 cards, see the knowledge base article 000144170 at www.dell.com/support.</p>

Ethernet

The following table lists the wired Ethernet Local Area Network (LAN) specifications of your Precision 3260 Compact.

Table 8. Ethernet specifications

Description	Values
Model number	Intel i219-LM
Transfer rate	10/100/1000 Mbps

Wireless module

The following table lists the Wireless Local Area Network (WLAN) modules supported on your Precision 3260 Compact.

Table 9. Wireless module specifications

Description	Option one	Option two
Model number	Qualcomm WCN6856-DBS	Intel AX211
Transfer rate	Up to 3571 Mbps	Up to 2400 Mbps
Frequency bands supported	2.4 GHz/5 GHz/6 GHz	2.4 GHz/5 GHz/6 GHz
Wireless standards	<ul style="list-style-type: none">• WiFi 802.11a/b/g• Wi-Fi 4 (WiFi 802.11n)• Wi-Fi 5 (WiFi 802.11ac)• Wi-Fi 6E (WiFi 802.11ax)	<ul style="list-style-type: none">• WiFi 802.11a/b/g• Wi-Fi 4 (WiFi 802.11n)• Wi-Fi 5 (WiFi 802.11ac)• Wi-Fi 6E (WiFi 802.11ax)
Encryption	<ul style="list-style-type: none">• 64-bit/128-bit WEP• AES-CCMP• TKIP	<ul style="list-style-type: none">• 64-bit/128-bit WEP• AES-CCMP• TKIP
Bluetooth	Bluetooth 5.2	Bluetooth 5.2

Audio

The following table lists the audio specifications of your Precision 3260 Compact.

Table 10. Audio specifications

Description	Values
Audio controller	Realtek ALC3246-CG
Stereo conversion	Supported
Internal audio interface	High definition audio interface
External audio interface	Universal audio jack
Number of speakers	One internal speaker (optional)
Internal-speaker amplifier	Audio codec integrated amplifier
External volume controls	No hardware volume buttons

Table 10. Audio specifications (continued)

Description		Values
Speaker output:		
	Average speaker output	2 W
	Peak speaker output	2.5 W
Subwoofer output		Not applicable
Microphone		Not applicable

Storage

This section lists the storage options on your Precision 3260 Compact.

Table 11. Storage matrix

Storage		Single M.2 socket	2 nd M.2 socket	1 st 2.5-inch hard drive
2.5-inch hard drive		No	No	Yes
M.2 SSD Boot		Yes	No	No
M.2 SDD Boot	2.5-inch hard drive	Yes	No	Yes
M.2 SSD Boot	SSD	Yes	Yes	No
M.2 SSD Boot	SSD	Yes	Yes	Not applicable
M.2 SSD Boot	SSD	RAID0 or RAID1	RAID0 or RAID1	No
M.2 SSD Boot	SSD	RAID0 or RAID1	RAID0 or RAID1	Not applicable
M.2 SSD Boot	SSD	2.5-inch hard drive	Yes	Yes
M.2 SSD Boot	SSD	2.5-inch hard drive	RAID0 or RAID1	Yes

Table 12. Storage specifications

Storage type	Interface type	Capacity
2.5-inch, 7200 RPM, HDD	SATA AHCI, up to 6 Gbps	Up to 1 TB
2.5-inch, 7200 RPM, HDD, self-encrypting, Opal 2.0, FIPS	SATA AHCI, up to 6 Gbps	500 GB
M.2 2230, Class 35 SSD	PCIe NVMe Gen3 x4	256 GB
M.2 2280, Class 40 SSD	PCIe NVMe Gen4 x4	Up to 4 TB
M.2 2280, Class 40 SSD, self-encrypting drive	PCIe NVMe Gen3x4	Up to 1 TB

RAID (Redundant Array of Independent Disks)

For optimal performance when configuring drives as a RAID volume, Dell recommends drive models that are identical.

NOTE: RAID is not supported on Intel Optane configurations.

RAID 0 (Striped, Performance) volumes benefit from higher performance when drives are matched because the data is split across multiple drives: any IO operations with block sizes larger than the stripe size will split the IO and become constrained by the slowest of the drives. For RAID 0 IO operations where block sizes are smaller than the stripe size, whichever drive the IO operation targets will determine the performance, which increases variability and results in inconsistent latencies. This variability is particularly pronounced for write operations and it can be problematic for applications that are latency sensitive. One such example of this is any application that performs thousands of random writes per second in very small block sizes.

RAID 1 (Mirrored, Data Protection) volumes benefit from higher performance when drives are matched because the data is mirrored across multiple drives: all IO operations must be performed identically to both drives, thus variations in drive performance when the models are different, results in the IO operations completing only as fast as the slowest drive. While this does not suffer the variable latency issue in small random IO operations as with RAID 0 across heterogeneous drives, the impact is nonetheless large because the higher performing drive becomes limited in all IO types. One of the worst examples of constrained performance here is when using unbuffered IO. To ensure writes are fully committed to non-volatile regions of the RAID volume, unbuffered IO bypasses cache (for example by using the Force Unit Access bit in the NVMe protocol) and the IO operation will not complete until all the drives in the RAID volume have completed the request to commit the data. This kind of IO operation completely negates any advantage of a higher performing drive in the volume.

Care must be taken to match not only the drive vendor, capacity, and class, but also the specific model. Drives from the same vendor, with the same capacity, and even within the same class, can have very different performance characteristics for certain types of IO operations. Thus, matching by model ensures that the RAID volumes is comprised of an homogeneous array of drives that will deliver all the benefits of a RAID volume without incurring the additional penalties when one or more drives in the volume are lower performing.

Precision 3260 Compact supports RAID with more than one hard drive configuration.


Power adapter

The following table lists the power adapter specifications of your Precision 3260 Compact.

Table 13. Power adapter specifications

Description		Option one	Option two
Type		180 W E4	240 W E4
Connector dimensions:			
	External diameter	7.40 mm (0.29 in.)	7.40 mm (0.29 in.)
	Internal diameter	5.10 mm (0.20 in.)	5.10 mm (0.20 in.)
Power-adapter dimensions:			
	Height	30.00 mm (1.18 in.)	25.40 mm (1.00 in.)
	Width	76.20 mm (3.00 in.)	100.00 mm (3.94 in.)
	Depth	155 mm (6.10 in.)	200 mm (7.87 in.)
Input voltage		100 VAC–240 VAC	100 VAC–240 VAC
Input frequency		50 Hz–60 Hz	50 Hz–60 Hz
Input current (maximum)		2.34 A	3.5 A
Output current (continuous)		9.23 A	12.31 A
Rated output voltage		19.50 VDC	19.50 VDC
Temperature range:			
	Operating	0°C to 40°C (32°F to 104°F)	0°C to 40°C (32°F to 104°F)

Table 13. Power adapter specifications (continued)

Description	Option one	Option two
Storage	40°C to -40°C (104°F to -40°F)	40°C to -40°C (104°F to -40°F)
 CAUTION: Operating and storage temperature ranges may differ among components, so operating or storing the device outside these ranges may impact the performance of specific components.		

GPU—Integrated

The following table lists the specifications of the integrated Graphics Processing Unit (GPU) supported by your Precision 3260 Compact.



Table 14. GPU—Integrated

Controller	Memory size	Processor
Intel UHD Graphics 730	Shared system memory	12 th Generation Intel Core i3 processor
Intel UHD Graphics 770	Shared system memory	12 th Generation Intel Core i5/i7/i9 processors

Multiple display support matrix

The following table lists the multiple display support matrix for your Precision 3260 Compact.

Table 15. Multiple display support matrix

Description	Option 1	Option 2
Integrated Graphics Card	UHD Graphics 730 with 3 Display Port	UHD Graphics 770 with 3 Display Port
Optional Module	<ul style="list-style-type: none"> Optional card with VGA (1920 x 1200 @ 60 Hz) Optional card with DP 1.4 (5120 x 3200 @ 60 Hz) Optional card with HDMI 2.0 (4096 x 2160 @ 60 Hz) Optional card with Type-C (5120 x 3200 @ 60 Hz) 	<ul style="list-style-type: none"> Optional card with VGA (1920 x 1200 @ 60 Hz) Optional card with DP 1.4 (5120 x 3200 @ 60 Hz) Optional card with HDMI 2.0 (4096 x 2160 @ 60 Hz) Optional card with Type-C (5120 x 3200 @ 60 Hz)
Supported 4K Displays	DP1.4 HBR2, 4096 x 2304 @ 60 Hz	DP1.4 HBR2, 4096 x 2304 @ 60 Hz
Supported 5K Displays	5K tiled resolution (5120x2880) support on DP panels.  NOTE: Requires two DP cables driven through two separate DDIs from the source, and using DP-SST (Single Stream Transport) mechanism.	5K tiled resolution (5120x2880) support on DP panels.  NOTE: Requires two DP cables driven through two separate DDIs from the source, and using DP-SST (Single Stream Transport) mechanism.

GPU—Discrete

The following table lists the specifications of the discrete Graphics Processing Unit (GPU) supported by your Precision 3260 Compact.

Table 16. GPU—Discrete

Controller	Memory size	Memory type
NVIDIA Quadro T400 (low profile)	2 GB	GDDR6
NVIDIA Quadro T600 (low profile)	4 GB	GDDR6
NVIDIA Quadro T1000 (low profile)	4 GB	GDDR6
NVIDIA RTX 3000 (low profile)	6 GB	GDDR6

Multiple display support matrix

The following table lists the multiple display support matrix for your Precision 3260 Compact.

Table 17. Multiple display support matrix

Graphics Card	Memory	Ports	Supported external displays with Direct Connect	Supported external displays with DP Multi-Stream	Supported 4K Displays 3840 x 2160	Supported 5K Displays	Resolution	Total Power
NVIDIA Quadro T400	2 GB GDDR6	Three mini DisplayPort 1.4 with latching mechanism	3	3	3	1	<ul style="list-style-type: none"> Three 3840 x 2160 @ 120 Hz One 5120 x 2880 @ 60 Hz 	30 W
NVIDIA Quadro T600	4 GB GDDR6	Four mini DisplayPort 1.4	4	3	4	2	<ul style="list-style-type: none"> Four 3840 x 2160 @ 120 Hz Two 5120 x 2880 @ 60 Hz Two 7680 x 4320 @ 60 Hz 	40 W
NVIDIA Quadro T1000	4 GB GDDR6	Four mini DisplayPort 1.4	4	3	4	2	<ul style="list-style-type: none"> Four 3840 x 2160 @ 120 Hz Two 5120 x 2880 @ 60 Hz Two 7680 x 4320 @ 60 Hz 	50 W
NVIDIA RTX 3000	6 GB GDDR6	Four mini DisplayPort 1.4	4	3	4	2	<ul style="list-style-type: none"> Four 3840 x 2160 @ 120 Hz 	65 W

Table 17. Multiple display support matrix (continued)

Graphics Card	Memory	Ports	Supported external displays with Direct Connect	Supported external displays with DP Multi-Stream	Supported 4K Displays 3840 x 2160	Supported 5K Displays	Resolution	Total Power
							<ul style="list-style-type: none"> Two 5120 x 3200 @ 60 Hz Two 7680 x 4360 @ 60 Hz 	

Hardware security

The following table lists the hardware security of your Precision 3260 Compact.

Table 18. Hardware security

Kensington security-cable slot
Padlock ring
Chassis intrusion switch
Chassis lock slot support
Lockable cable covers
Supply chain tamper alerts
SafelID including Trusted Platform Module (TPM) 2.0
Smart card keyboard (FIPS)
Microsoft 10 Device Guard and Credential Guard (Enterprise SKU)
Microsoft Windows Bitlocker
Local hard drive data wipe through BIOS (Secure Erase)
Self-encrypting storage drives (Opal, FIPS)
Trusted Platform Module TPM 2.0
China TPM
Intel Secure Boot
Intel Authenticate
SafeBIOS: includes Dell Off-host BIOS
Verification, BIOS Resilience, BIOS
Recovery and additional BIOS Controls

Environmental

The following table lists the environmental specifications of your Precision 3260 Compact.

Table 19. Environmental

Feature	Values
Recyclable packaging	Yes

Table 19. Environmental (continued)

Feature	Values
BFR/PVC—free chassis	Yes
Vertical orientation packaging support	Yes
Multi-Pack packaging	Yes (DAO region only)
Energy-Efficient Power Supply	Standard
ENV0424 compliant	Yes

NOTE: Wood-based fiber packaging contains a minimum of 35% recycled content by total weight of wood-based fiber. Packaging that contains without wood-based fiber can be claimed as Not Applicable. The anticipated required criteria for EPEAT 2018.

Regulatory compliance

The following table lists the regulatory compliance of your Precision 3260 Compact.

Table 20. Regulatory compliance

Regulatory compliance
Product Safety, EMC and Environmental Datasheets
Dell Regulatory Compliance Home Page
Dell and the Environment

Operating and storage environment

This table lists the operating and storage specifications of your Precision 3260 Compact.

Airborne contaminant level: G1 as defined by ISA-S71.04-1985

Table 21. Computer environment

Description	Operating	Storage
Temperature range	0°C to 35°C (32°F to 95°F)	-40°C to 65°C (-40°F to 149°F)
Relative humidity (maximum)	10% to 90% (non-condensing)	0% to 95% (non-condensing)
Vibration (maximum)*	0.66 GRMS	1.30 GRMS
Shock (maximum)	110 G†	160 G†
Altitude range	-15.2 m to 3048 m (-49.87 ft to 10000 ft)	-15.2 m to 10668 m (-49.87 ft to 35000 ft)

CAUTION: Operating and storage temperature ranges may differ among components, so operating or storing the device outside these ranges may impact the performance of specific components.

* Measured using a random vibration spectrum that simulates user environment.

† Measured using a 2 ms half-sine pulse.

Engineering specifications

Physical system dimensions

The following table provides the physical dimensions of your Precision 3260 Compact.

NOTE: System weight and shipping weight are based on a typical configuration and may vary based on your system configuration. A typical configuration includes integrated graphics, one hard drive, and one optical drive.

Table 22. Physical system dimensions—World wide

Feature	Values
Chassis volume	2.4 L
Chassis Weight	<ul style="list-style-type: none"> • Minimum—3.025 lb (1.372 kg) • Maximum—4.495 lb (2.039 kg)
Chassis dimensions	
Height	190 mm (7.48 in.)
Width	71.80 mm (2.82 in.)
Depth	178 mm (7.00 in.)
Shipping Weight (includes packaging materials)	12.41 lb (5.63 kg)
Packaging dimensions	
Height	599 mm (23.58 in.)
Width	253 mm (9.96 in.)
Depth	203 mm (7.99 in.)

Table 23. Physical system dimensions—EMEA GS

Feature	Values
Chassis volume	2.4 L
Chassis Weight	<ul style="list-style-type: none"> • Minimum—3.025 lb (1.372 kg) • Maximum—4.495 lb (2.039 kg)
Chassis dimensions	
Height	190 mm (7.48 in.)
Width	71.80 mm (2.82 in.)
Depth	178 mm (7.00 in.)
Shipping Weight (includes packaging materials)	14.05 lb (6.37 kg)
Packaging dimensions	
Height	599 mm (23.58 in.)
Width	253 mm (9.96 in.)
Depth	246 mm (9.68 in.)

Add-in card dimensions

Slot limitations

The following table lists the system board connector maximum add-in card allowable dimensions of your Precision 3260 Compact.

Table 24. Slot limitations of add-in cards

Feature	Values
PCIe x8 connector	1
Voltage	3.3 V/12 V
Height	68.90 mm (2.731 inches)
Length	167.65 mm(6.6 inches)
Maximum wattage	75 W

Table 25. M.2 2230 slot for Wi-Fi card

Voltage	3.3 V
Width	0.86 in. (22.00 mm)
Length	1.18 in. (30.00 mm)
Thickness	0.14 in. (3.65 mm)
Maximum wattage	6.6 W

Table 26. M.2 2280 slot for solid-state drive

Voltage	3.3 V
Width	0.86 in. (22.00 mm)
Length	3.14 in. (80.00 mm)
Thickness	0.15 in. (3.80 mm)
Maximum Wattage	8.25 W

Ethernet

Intel Ethernet Connection i219-LM

The following table lists the i219-LM specifications.

Table 27. Intel Ethernet Connection i219-LM specifications

Feature	Values
External connector type	RJ45
Data rate	10/100/1000 Mbps
Controller Details	
Controller bus architecture	PCI Express base specification revision 1.1
Integrated memory	Yes

Table 27. Intel Ethernet Connection i219-LM specifications (continued)

Feature	Values
Data transfer mode	Yes (Bus-Master DMA)
Power consumption (Full operation per data rate connection speed)	542 mW (Max)
Power consumption (Standby operation)	76 mW (Max)
IEEE standards compliance	802.3
Hardware certifications	N/A
Boot ROM support	EEPROM (Located in SPI)
Network Transfer Mode	
Network transfer rate	10 Mb (full/half-duplex)
10BASE-T (full-duplex) 20 Mbps	100 Mb (full/half-duplex)
100BASE-TX (half-duplex) 100 Mbps	1000 Mb (full-duplex)
Environmental	
Operating temperature range	0°C–85°C (32°F–185°F)
Operating humidity	20% to 80% (non condensing)
Operating system driver Support	<ul style="list-style-type: none"> • Windows (x64) • Ubuntu • Neoklylin
Manageability	<ul style="list-style-type: none"> • Wakeup On LAN • PXE 2.1
Management capabilities alerting	Optional Intel Standard Manageability (must be made at time of purchase).

This term does not connote an actual operating speed of 1 Gb/sec. For high-speed transmission, connection to a Gigabit Ethernet server and network infrastructure is required.

Wireless module

Qualcomm WCN6856, 2x2, Wi-Fi 6E DBS, Bluetooth 5.2

The following table lists the Intel Qualcomm WCN6856 specifications.

Table 28. Qualcomm WCN6856 specifications

Host interface	<ul style="list-style-type: none"> • Wi-Fi - PCIe • Bluetooth - USB
Network standard	IEEE 802.11a/b/g/n/ac/ax, 160MHz channel use, MU-MIMO
Wi-Fi Alliance certifications	<ul style="list-style-type: none"> • 802.11 a/b/g/n/ac R2/ax R2 • WMM • WMM-PS • WPA3 • WPS2 • PMF • WFD • Miracast

Table 28. Qualcomm WCN6856 specifications (continued)

	<ul style="list-style-type: none"> ● Passpoint R2 ● Voice Personal
Operating frequency bands	<ul style="list-style-type: none"> ● 2.4 Ghz ● 5 Ghz ● 6 Ghz
Data rate	<ul style="list-style-type: none"> ● 2.4GHz 40M: Up to 691 Mbps ● 5 GHz 160M: Up to 2.88 Gbps ● 6 GHz 160M: Up to 2.88 Gbps ● DBS mode ● 2.4 GHz 40M + 5/6 GHz 160M: Up to 3.57 Gbps
Power consumption	Optimized power modes (sleep states) reduce power consumption during periods of inactivity
Authentication	<ul style="list-style-type: none"> ● WPA and WPA2 Personal and Enterprise ● WPA3 Personal and Enterprise
Authentication protocols	<ul style="list-style-type: none"> ● 802.1X EAP-TLS ● EAP-TTLS/MSCHAPv2 ● PEAPv0 -MSCHAPv2 (EAP-SIM, EAP-AKA, EAP-AKA)
Encryption	<ul style="list-style-type: none"> ● 64-bit and 128-bit WEP ● TKIP ● 128-bit AES-CCMP ● 256-bit AES-GCMP
Product safety	<ul style="list-style-type: none"> ● UL ● C-UL ● CB (IEC60950-1)
Government compliance	<ul style="list-style-type: none"> ● FIPS 140-2 ● FISMA
Client utility	Intel PRO/Set wireless software v22 and later
Antenna diversity	Supported
Radio On/Off	Supported
Roaming	Support seamless roaming between access points
Wake on wireless	Supported
Wireless display	Native Miracast support by Windows
Wireless PAN standard	<ul style="list-style-type: none"> ● Dual Mode Bluetooth 5.2 ● BLE
Bluetooth data rates	Up to 3Mbps
Bluetooth operating frequency bands	2.4 GHz
Bluetooth profiles supported	Support for Microsoft Inbox Bluetooth profiles in Windows
Bluetooth data encryption	128-bit encryption
Bluetooth output power	Power class 1
Operating temperature	0°C to + 50°C (Full performance at shield temperatures up to 80°C)
Storage temperature	-40°C to +70°C
Humidity	Up to 90% RH non-condensing (at temperatures of 25° C to 35° C)

Intel AX211, 2x2 MIMO, 2400 Mbps, 2.4/5/6 GHz, Wi-Fi 6E (WiFi 802.11ax), Bluetooth 5.2

The following table lists the Intel AX211 specifications.

Table 29. Intel AX211 specifications


Host interface	CNVi3 (Connectivity Integration 3 rd generation)
Network standard	IEEE 802.11a/b/g/n/ac/ax, 160MHz channel use, MU-MIMO, new 6GHz band
Wi-Fi Alliance certifications	Wi-Fi CERTIFIED 6, Wi-Fi CERTIFIED a/b/g/n/ac,WMM, WMM-Power Save, WPA2, WPA3, WPS, PMF,Wi-Fi Direct, Wi-Fi Agile Multiband  NOTE: Other names and brands may be claimed as the property of others.
Operating frequency bands	<ul style="list-style-type: none"> ● 2.4 GHz ● 5 GHz ● 6 GHz
Data rate	<ul style="list-style-type: none"> ● 2.4 GHz 40M: Up to 574 Mbps ● 5/6 GHz 80M: Up to 1.2 Gbps ● 5/6 GHz 160M: Up to 2.4 Gbps
Power consumption	Optimized power modes (sleep states) reduce power consumption during periods of inactivity
Security methods	<ul style="list-style-type: none"> ● WPA2 Personal and Enterprise ● WPA3
Authentication protocols	<ul style="list-style-type: none"> ● 802.1X EAP-TLS ● EAP-TTLS/MSCHAPv2 ● PEAPv0 -MSCHAPv2 (EAP-SIM, EAP-AKA, EAP-AKA)
Encryption	<ul style="list-style-type: none"> ● 64-bit and 128-bit WEP ● TKIP ● 128-bit AES-CCMP ● 256-bit AES-GCMP
Product safety	<ul style="list-style-type: none"> ● UL ● C-UL ● CB (IEC60950-1)
Management capabilities alerting	Support for Intel AMT
Government compliance	<ul style="list-style-type: none"> ● FIPS 140-2 ● FISMA
Client utility	Intel PRO/Set wireless software v22 and later
Antenna diversity	Supported
Radio On/Off	Supported
Roaming	Support seamless roaming between access points
Wake on wireless	Supported
Wireless display	Native Miracast support by Windows
Wireless PAN standard	<ul style="list-style-type: none"> ● Dual Mode Bluetooth 5.2 ● BLE
Bluetooth data rates	Up to 3 Mbps

Table 29. Intel AX211 specifications (continued)

Bluetooth operating frequency bands	2.4 GHz
Bluetooth profiles supported	Support for Microsoft Inbox Bluetooth profiles in Windows
Bluetooth data encryption	128-bit encryption
Bluetooth output power	Power class 1
Operating temperature	0°C to + 50°C (Full performance at shield temperatures up to 80°C)
Storage temperature	-40°C to +70°C
Humidity	Up to 90% RH non-condensing (at temperatures of 25° C to 35° C)

GPU—Integrated

Intel UHD Graphics 730

Table 30. Intel UHD Graphics 730

Feature	Specifications
Bus type	Integrated
Memory type	Shared memory
Graphics level	Intel Core i3/i5/i7/i9: GT1 (UHD)
Estimated Maximum Power Consumption (TDP)	60 W/65 W
Overlay planes	Yes
Operating systems graphics/ video API support	DirectX 12, OpenGL (4.6)
Maximum vertical refresh rate	<ul style="list-style-type: none"> On board integrated DP1.4 (HBR2) (4096 x 2304 @ 60Hz) Optional card with VGA (1920 x 1200 @ 60Hz) Optional card with DP1.4 (HBR3) (5120 x 3200 @ 60Hz) Optional card with HDMI 2.0 (4096 x 2160 @ 60Hz) Optional card with Type-C (5120 x 3200 @ 60Hz)
External ports	<ul style="list-style-type: none"> Three DisplayPort 1.4a ports One Optional port (VGA port/HDMI 2.0b port/Displayport 1.4a(HBR3)/USB Type-C with DisplayPort Alt mode)
Multiple display support	Up to 4 displays through DisplayPort Multi-Streaming Technology

Intel UHD Graphics 770

Table 31. Intel UHD Graphics 770

Feature	Specifications
Bus type	Integrated
Memory type	Shared memory
Graphics level	Intel Core i3/i5/i7/i9: GT1 (UHD)
Estimated Maximum Power Consumption (TDP)	60 W/65 W
Overlay planes	Yes
Operating systems graphics/ video API support	DirectX 12, OpenGL (4.6)

Table 31. Intel UHD Graphics 770 (continued)

Feature	Specifications
Maximum vertical refresh rate	<ul style="list-style-type: none"> On board integrated DP1.4 (HBR2) (4096 x 2304 @ 60Hz) Optional card with VGA (1920 x 1200 @ 60Hz) Optional card with DP1.4 (HBR3) (5120 x 3200 @ 60Hz) Optional card with HDMI 2.0 (4096 x 2160 @ 60Hz) Optional card with Type-C (5120 x 3200 @ 60Hz)
External ports	<ul style="list-style-type: none"> Three DisplayPort 1.4a ports One Optional port (VGA port/HDMI 2.0b port/Displayport 1.4a(HBR3)/USB Type-C with DisplayPort Alt mode)
Multiple display support	Up to 4 displays through DisplayPort Multi-Streaming Technology

GPU—Discrete

NVIDIA Quadro T400, 2 GB GDDR6, low profile

The following table lists the NVIDIA Quadro T400.

Table 32. NVIDIA Quadro T400

Feature	Values
Dedicated graphics memory	2 GB, GDDR6
Memory bus	64-bit
Memory config	256 M x 16
Width	Single slot
Approximate wattage	30 W
Base clock	420 MHz
Boost clock	2100 MHz
NVIDIA CUDA cores	384
G-Sync / Freesync ready	Yes
Supported APIs	<ul style="list-style-type: none"> DirectX 12.07 Shader Model 5.17 OpenGL 4.68 Vulkan 1.2
Maximum resolution	<ul style="list-style-type: none"> 3x 3840 x 2160 @ 120Hz 3x 5120 x 2880 @ 60Hz
HDMI support	HDMI 2.0
HDCP support	HDCP 2.2
I/O ports	3 DisplayPort 1.4a (HBR2)

NVIDIA Quadro T600, 4 GB GDDR6, low profile

The following table lists the NVIDIA Quadro T600.

Table 33. NVIDIA Quadro T600

Feature	Values
Dedicated graphics memory	4 GB, GDDR6
Memory bus	128-bit
Memory config	256 M x 16
Width	Single slot
Approximate wattage	40 W
Base clock	735 MHz
Boost clock	2199 MHz
NVIDIA CUDA cores	640
G-Sync / Freesync ready	Yes
Supported APIs	<ul style="list-style-type: none">• DirectX 12.07• Shader Model 5.17• OpenGL 4.68• Vulkan 1.2
Maximum resolution	<ul style="list-style-type: none">• 4x 3840 x 2160 @ 120Hz• 4x 5120 x 2880 @ 60Hz• 2x 7680 x 4320 @ 60Hz
HDMI support	HDMI 2.0
HDCP support	HDCP 2.2
I/O ports	4 DisplayPort 1.4 (HBR2)

NVIDIA Quadro T1000, 4 GB GDDR6, low profile

The following table lists the NVIDIA Quadro T1000.

Table 34. NVIDIA Quadro T1000

Feature	Values
Dedicated graphics memory	4 GB, GDDR6
Memory bus	128-bit
Memory config	256 M x 16
Width	Single slot
Approximate wattage	50 W
Base clock	1065 MHz
Boost clock	2100 MHz
NVIDIA CUDA cores	896
G-Sync / Freesync ready	Yes
Supported APIs	<ul style="list-style-type: none">• DirectX 12.07• Shader Model 5.17

Table 34. NVIDIA Quadro T1000 (continued)

Feature	Values
	<ul style="list-style-type: none"> • OpenGL 4.68 • Vulkan 1.2
Maximum resolution	<ul style="list-style-type: none"> • 4x 3840 x 2160 @ 120Hz • 4x 5120 x 2880 @ 60Hz • 2x 7680 x 4320 @ 60Hz
HDMI support	HDMI 2.0
HDCP support	HDCP 2.2
I/O ports	3 DisplayPort 1.4a (HBR2)

NVIDIA RTX 3000, 6 GB GDDR6, low profile

The following table lists the NVIDIA RTX 3000.

Table 35. NVIDIA RTX 3000

Feature	Values
Dedicated graphics memory	6 GB, GDDR6
Memory bus	192-bit
Memory config	256 M x 32
Width	Single slot
Approximate wattage	65 W
Base clock	765 Mhz
Boost clock	1305 MHz
NVIDIA CUDA cores	1920
G-Sync / Freesync ready	Yes
Supported APIs	<ul style="list-style-type: none"> • DirectX 12.07 • Shader Model 5.17 • OpenGL 4.68 • Vulkan 1.2
Maximum resolution	<ul style="list-style-type: none"> • 4x 3840 x 2160 @ 120Hz • 2x 5120 x 3200 @ 60Hz • 2x 7680 x 4320 @ 60Hz
HDMI support	HDMI 2.0
HDCP support	<ul style="list-style-type: none"> • HDCP 1.4 • HDCP 2.2
I/O ports	4 DisplayPort 1.4 (HBR2)

Video port and resolution matrix

The following table lists the Video port and resolution matrix of your Precision 3260 Compact.

Table 36. Video port and resolution matrix

Port type	DisplayPort 1.4a (HBR2)	Optional card
Maximum resolution —single display	On board integrated DP1.4a (4096 x 2304 @ 60Hz)	<ul style="list-style-type: none"> Optional card with VGA (1920 x 1200 @ 60Hz) Optional card with DP 1.4 (5120 x 3200 @ 60Hz) Optional card with HDMI 2.0 (4096 x 2160 @ 60Hz) Optional card with Type-C (5120 x 3200 @ 60Hz)
Maximum resolution —dual MST	On board integrated DP1.4a (4096 x 2304 @ 60Hz) + On board integrated DP1.4a (4096 x 2304 @ 60Hz)	<ul style="list-style-type: none"> On board integrated DP1.4a (4096 x 2304 @ 60Hz) + Optional card with VGA (1920 x 1200 @ 60Hz) On board integrated DP 1.4a (4096 x 2304 @ 60Hz) + Optional card with DP 1.4 (5120 x 3200 @ 60Hz) On board integrated DP 1.4a (4096 x 2304 @ 60Hz) + Optional card with HDMI 2.0 (4096 x 2160 @ 60Hz) On board integrated DP 1.4a (4096 x 2304 @ 60Hz) + Optional card with Type-C (5120 x 3200 @ 60Hz)
Maximum resolution —triple MST	<ul style="list-style-type: none"> On board integrated DP 1.4a (4096 x 2304 @ 60Hz) + On board integrated DP 1.4a (4096 x 2304 @ 60Hz) + On board integrated DP1.4a (4096 x 2304 @ 60Hz) 	<ul style="list-style-type: none"> On board integrated DP 1.4a (4096 x 2304 @ 60Hz) + On board integrated DP 1.4a (4096 x 2304 @ 60Hz) + Optional card with VGA (1920 x 1200 @ 60Hz) On board integrated DP 1.4a (409 x 2304 @ 60Hz) + On board integrated DP 1.4a (4096 x 2304 @ 60Hz) + Optional card with DP 1.4 (5120 x 3200 @ 60Hz)
Maximum resolution —four MST	On board integrated DP 1.4a (4096 x 2304 @ 60Hz) + On board integrated DP 1.4a (4096 x 2304 @ 60Hz) + On board integrated DP 1.4a (4096 x 2304 @ 60Hz) + Optional card with VGA (1920 x 1200 @ 60Hz)	<ul style="list-style-type: none"> On board integrated DP 1.4a (4096 x 2304 @ 60Hz) + On board integrated DP 1.4a (4096 x 2304 @ 60Hz) + On board integrated DP 1.4a (4096 x 2304 @ 60Hz) + Optional card with VGA (1920 x 1200 @ 60Hz) On board integrated Dp1.4(4096x2304 @ 60 Hz) + On board integrated Dp1.4(4096x2304 @ 60 Hz) + Option card with DP1.4 (5120x3200 @ 60 Hz) On board integrated DP 1.4a (4096 x 2304 @ 60Hz) + On board integrated DP 1.4a (4096 x 2304 @ 60Hz) + On board integrated DP 1.4 (4096 x 2304 @ 60Hz) + Optional card with HDMI 2.0 (4096 x 2160 @ 60Hz) On board integrated DP 1.4a (4096 x 2304 @ 60Hz) + On board integrated DP 1.4a (4096 x 2304 @ 60Hz) + On board integrated DP 1.4a (4096 x 2304 @ 60Hz) + Optional card with Type-C (5120 x 3200 @ 60Hz)

Storage

2.5-inch, 500 GB, 7200 RPM, SATA, HDD

Table 37. 2.5-inch, 500 GB, 7200 RPM, SATA, HDD specifications

Capacity	500 GB
Speed	7200 RPM
Height (approximate)	7.11 mm (0.28 in.)
Width (approximate)	69.85 mm (2.75 in.)
Depth (approximate)	100.58 mm (3.96 in.)

Table 37. 2.5-inch, 500 GB, 7200 RPM, SATA, HDD specifications (continued)

Interface	SATA 3.0
Speed (maximum)	Up to 6 Gbps
MTBF	550,000 hours
Logical blocks	976,773,168
Power source	
Power consumption (reference only)	<ul style="list-style-type: none"> • Idle: 0.7 W • Active: 3.25 W
Environmental operating conditions (non-condensing)	
Temperature range	5°C to 60°C
Relative humidity range	5% to 90%
Op shock	350G @2ms
Environmental non-operating conditions (non-condensing)	
Temperature range	-40°C to 65°C
Relative humidity range	5% to 95%

2.5-inch, 1 TB, 7200 RPM, SATA, HDD

Table 38. 2.5-inch, 1 TB, 7200 RPM, SATA, HDD specifications

Capacity	1 TB
Speed	7200 RPM
Height (approximate)	7.11 mm (0.28 in.)
Width (approximate)	69.85 mm (2.75 in.)
Depth (approximate)	100.58 mm (3.96 in.)
Interface	SATA 3.0
Speed (maximum)	Up to 6 Gbps
MTBF	550,000 hours
Logical blocks	1,953,525,168
Power source	
Power consumption (reference only)	<ul style="list-style-type: none"> • Idle: 0.7 W • Active: 3.25 W
Environmental operating conditions (non-condensing)	
Temperature range	5°C to 60°C
Relative humidity range	5% to 90%
Op shock	350G @2ms
Environmental non-operating conditions (non-condensing)	
Temperature range	-40°C to 65°C
Relative humidity range	5% to 95%

2.5-inch, 500 GB, 7200 RPM, SATA, HDD, Self-Encrypting, Opal 2.0, FIPS

Table 39. 2.5-inch, 500 GB, 7200 RPM, SATA, HDD, Self-Encrypting, Opal 2.0, FIPS specifications

Capacity	500 GB
Speed	7200 RPM OPAL SED FIPS
Height (approximate)	7.11 mm (0.28 in.)
Width (approximate)	69.85 mm (2.75 in.)
Depth (approximate)	100.58 mm (3.96 in.)
Interface	SATA 3.0
Speed (maximum)	Up to 6 Gbps
MTBF	550,000 hours
Logical blocks	976,773,168
Power source	
Power consumption (reference only)	<ul style="list-style-type: none"> • Idle: 0.7 W • Active: 3.25 W
Environmental operating conditions (non-condensing)	
Temperature range	5°C to 60°C
Relative humidity range	5% to 90%
Op shock	350G @2ms
Environmental non-operating conditions (non-condensing)	
Temperature range	-40°C to 65°C
Relative humidity range	5% to 95%

M.2 2230, 256 GB, PCIe NVMe Gen3 x4, Class 35 SSD

The following table lists the M.2 2230, 256 GB SSD specifications.

Table 40. 256 GB SSD specifications

Capacity	256 GB
Height (approximate)	2.38 mm (0.09 in.)
Width (approximate)	22.00 mm (0.87 in.)
Depth (approximate)	30.00 mm (1.18 in.)
Interface type	PCIe Gen3
Speed (maximum)	32 Gb/s (up to 4 lanes)
MTBF	1.4M hours
Logical blocks	500,118,192
Power source	
Power consumption (reference only)	<ul style="list-style-type: none"> • Idle: 5 mW (PS4) • Active: 3.50 W
Environmental operating conditions (non-condensing)	

Table 40. 256 GB SSD specifications (continued)

Temperature range	0°C to 70°C
Relative humidity range	10% to 90%
Op shock	1500G
Environmental non-operating conditions (non-condensing)	
Temperature range	-40°C to 70°C
Relative humidity range	5% to 95%

M.2 2280, 512 GB, PCIe NVMe Gen4 x4, Class 40 SSD

The following table lists the M.2 2280, 512 GB SSD specifications.

Table 41. 512 GB SSD specifications

Capacity	512 GB
Height (approximate)	2.38 mm (0.09 in.)
Width (approximate)	22.00 mm (0.87 in.)
Depth (approximate)	80.00 mm (3.15 in.)
Interface type	PCIe Gen4
Speed (maximum)	64 Gb/s (up to 4 lanes)
MTBF	1.4M hours
Logical blocks	1,000,215,216
Power source	
Power consumption (reference only)	<ul style="list-style-type: none"> • Idle: 5 mW (PS4 - L1.2) • Active: 5 W
Environmental operating conditions (non-condensing)	
Temperature range	0°C to 70°C
Relative humidity range	10% to 90%
Op shock	1500G
Environmental non-operating conditions (non-condensing)	
Temperature range	-40°C to 70°C
Relative humidity range	5% to 95%

M.2 2280, 1 TB, PCIe NVMe Gen4 x4, Class 40 SSD

The following table lists the M.2 2280, 1 TB SSD specifications.

Table 42. 1 TB SSD specifications

Capacity	1 TB
Height (approximate)	2.38 mm (0.09 in.)
Width (approximate)	22.00 mm (0.87 in.)
Depth (approximate)	80.00 mm (3.15 in.)
Interface type	PCIe Gen4

Table 42. 1 TB SSD specifications (continued)

Speed (maximum)	64 Gb/s (up to 4 lanes)
MTBF	1.4M hours
Logical blocks	2,000,409,264
Power source	
Power consumption (reference only)	<ul style="list-style-type: none"> ● Idle: 5 mW (PS4 - L1.2) ● Active: 5 W
Environmental operating conditions (non-condensing)	
Temperature range	0°C to 70°C
Relative humidity range	10% to 90%
Op shock	1500G
Environmental non-operating conditions (non-condensing)	
Temperature range	-40°C to 70°C
Relative humidity range	5% to 95%

M.2 2280, 2 TB, PCIe NVMe Gen4 x4, Class 40 SSD

The following table lists the M.2 2280, 2 TB SSD specifications.

Table 43. 2 TB SSD specifications

Capacity	2 TB
Height (approximate)	2.38 mm (0.09 in.)
Width (approximate)	22.00 mm (0.87 in.)
Depth (approximate)	80.00 mm (3.15 in.)
Interface type	PCIe Gen4
Speed (maximum)	64 Gb/s (up to 4 lanes)
MTBF	1.4M hours
Logical blocks	4,000,797,360
Power source	
Power consumption (reference only)	<ul style="list-style-type: none"> ● Idle: 5 mW (PS4 - L1.2) ● Active: 5 W
Environmental operating conditions (non-condensing)	
Temperature range	0°C to 70°C
Relative humidity range	10% to 90%
Op shock	1500G
Environmental non-operating conditions (non-condensing)	
Temperature range	-40°C to 70°C
Relative humidity range	5% to 95%

M.2 2280, 4 TB, PCIe NVMe Gen4 x4, Class 40 SSD

The following table lists the M.2 2280, 4 TB SSD specifications

Table 44. 4 TB SSD specifications

Capacity	4 TB
Height (approximate)	3.73 mm (0.15 in.)
Width (approximate)	22.00 mm (0.87 in.)
Depth (approximate)	80.00 mm (3.15 in.)
Interface type	PCIe Gen4
Speed (maximum)	64 Gb/s (up to 4 lanes)
MTBF	1.4M hours
Logical blocks	8,001,573,552
Power source	
Power consumption (reference only)	<ul style="list-style-type: none"> ● Idle: 5 mW (PS4 - L1.2) ● Active: 5 W
Environmental operating conditions (non-condensing)	
Temperature range	0°C to 70°C
Relative humidity range	10% to 90%
Op shock	1500G
Environmental non-operating conditions (non-condensing)	
Temperature range	-40°C to 70°C
Relative humidity range	5% to 95%

M.2 2280, 512 GB, PCIe NVMe Gen3 x4, Class 40 SSD, self-encrypting drive

The following table lists the M.2 2280, 512 GB SSD, self-encrypting drive specifications

Table 45. 512 GB SSD, self-encrypting drive specifications

Capacity	512 GB
Height (approximate)	2.38 mm (0.09 in.)
Width (approximate)	22.00 mm (0.87 in.)
Depth (approximate)	80.00 mm (3.15 in.)
Interface type	PCIe Gen3
Speed (maximum)	32 Gb/s (up to 4 lanes)
MTBF	1.4M hours
Logical blocks	1,000,215,216
Power source	
Power consumption (reference only)	<ul style="list-style-type: none"> ● Idle: 5 mW (PS4 - L1.2) ● Active: 4.50 W
Environmental operating conditions (non-condensing)	

Table 45. 512 GB SSD, self-encrypting drive specifications (continued)

Temperature range	0°C to 70°C
Relative humidity range	10% to 90%
Op shock	1500G
Environmental non-operating conditions (non-condensing)	
Temperature range	-40°C to 70°C
Relative humidity range	5% to 95%

M.2 2280, 1 TB, PCIe NVMe Gen3 x4, Class 40 SSD, self-encrypting drive

The following table lists the M.2 2280, 1 TB SSD, self-encrypting drive specifications

Table 46. 1 TB SSD, self-encrypting drive specifications

Capacity	1 TB
Height (approximate)	2.38 mm (0.09 in.)
Width (approximate)	22.00 mm (0.87 in.)
Depth (approximate)	80.00 mm (3.15 in.)
Interface type	PCIe Gen3
Speed (maximum)	32 Gb/s (up to 4 lanes)
MTBF	1.4M hours
Logical blocks	2,000,409,264
Power source	
Power consumption (reference only)	<ul style="list-style-type: none"> • Idle: 5 mW (PS4 - L1.2) • Active: 4.50 W
Environmental operating conditions (non-condensing)	
Temperature range	0°C to 70°C
Relative humidity range	10% to 90%
Op shock	1500G
Environmental non-operating conditions (non-condensing)	
Temperature range	-40°C to 70°C
Relative humidity range	5% to 95%

Power adapter

The following table lists the power adapter specifications of your Precision 3260 Compact.

Table 47. Power adapter specifications

Description	Option one	Option two
Type	180 W E4	240 W E4
Connector dimensions:		

Table 47. Power adapter specifications (continued)

Description		Option one	Option two
	External diameter	7.40 mm (0.29 in.)	7.40 mm (0.29 in.)
	Internal diameter	5.10 mm (0.20 in.)	5.10 mm (0.20 in.)
Power-adapter dimensions:			
	Height	30.00 mm (1.18 in.)	25.40 mm (1.00 in.)
	Width	76.20 mm (3.00 in.)	100.00 mm (3.94 in.)
	Depth	155 mm (6.10 in.)	200 mm (7.87 in.)
Input voltage		100 VAC–240 VAC	100 VAC–240 VAC
Input frequency		50 Hz–60 Hz	50 Hz–60 Hz
Input current (maximum)		2.34 A	3.5 A
Output current (continuous)		9.23 A	12.31 A
Rated output voltage		19.50 VDC	19.50 VDC
Temperature range:			
	Operating	0°C to 40°C (32°F to 104°F)	0°C to 40°C (32°F to 104°F)
	Storage	40°C to -40°C (104°F to -40°F)	40°C to -40°C (104°F to -40°F)
Compliance			
Erp Lot6 Tier 2 requirement		Yes	Yes
80Plus compliant		Yes	Yes
Energy Star 8.0 compliant		Yes	Yes
GS mark compliant		Yes	Yes
NCTC Anti Power Surge certification		Yes	Yes
NCTC Anti Lightning Strike certification		Yes	Yes
NCTC Anti Static Electricity Certification		Yes	Yes

CMOS battery

The following table lists the CMOS battery specifications of your Precision 3260 Compact.

Table 48. CMOS battery

Brand	Type	Voltage	Composition	Battery life
MITSUBISHI	CR2032	3.0 V	Lithium metal	Continuous Discharge Under 15 kΩ Load to 2.0 V End-Voltage. 20°C±2°C 940 Hrs. or Longer.910 Hrs.or Longer after 12 mo.

Accessories

The following table lists the supported accessories on your Precision 3260 Compact.

Table 49. Accessories

Accessories
Audio <ul style="list-style-type: none"> Dell Pro Wireless Headset - WL5022 Dell Slim Soundbar - SB521A
Input devices <ul style="list-style-type: none"> 3Dconnexion SpaceMouse Wireless Dell Pro Wireless Keyboard and Mouse - KM5221W
Monitors <ul style="list-style-type: none"> Dell Collaboration 24 USB-C Hub Monitor - C2422HE Dell UltraSharp 24 Monitor - U2422H
Security devices Precision Compact Cable Cover
Stands and mounts <ul style="list-style-type: none"> Dell AC Adapter Sleeve Mount - (180 W/240 W E5) Dell Compact All-in-One Stand - CFS22 Dell Dual Monitor Arm - MDA20 Dell Wall/Under-the-Desk VESA Mount with PSU Sleeve
Webcam Dell UltraSharp Webcam - WB7022

Security

Software security

The following table lists the software security details of your Precision 3260 Compact.

Table 50. Software security

Security options
Certificate Based Authentication (CBA)/Authenticated BIOS Interface (ABI)
McAfee Small Business Security 30-day free trial
Dell Encryption Personal
Dell Encryption Enterprise
Dell Encryption External Media
Dell Data Protection Bitlocker Manager (DDP BLM)
Dell Trusted Device (SafeBIOS)
Digital Device Identity and Secured Component Verification
Secure BIOS Baseline

Table 50. Software security (continued)

Security options
Secured-core PC
Support Assist for PCs
Support Assist OS Recovery (Excalibur)

Trusted Platform Module

The following table lists the Trusted Platform Module (TPM) of your Precision 3260 Compact.

Table 51. Trusted Platform Module (TPM)

TPM: NUVOTON NPCT750JADYX
SPI interface
TPM 2.0
FIPs 140-2 certificate

Mil-SPEC

The Precision 3260 Compact meets military specifications for the following MIL-STD 810H tests:

Table 52. Tower - Military specifications

Test category	Test method	Test parameters	Test result
Non-operating altitude test-1	Method 500.6 Procedure I	Test specification: <ul style="list-style-type: none"> • Test temperature: 21°C • Altitude: 15,000 ft • Duration: 1 hour 	<ul style="list-style-type: none"> • Appearance check damage • Functional check -
Operating altitude test-2	Method 500.6 Procedure II	Test specification: <ul style="list-style-type: none"> • Test temperature: 21°C • Altitude: 15,000 ft • Duration: 1 hour 	<ul style="list-style-type: none"> • Appearance check damage • Functional check -
Non-operating high temperature test-1	Method 501.7 Procedure I	Test specification: <ul style="list-style-type: none"> • High temperature cycles, climatic category A1 - Hot dry • Test cycle: 7 cycles 	<ul style="list-style-type: none"> • Appearance check damage • Functional check -
Operating high temperature test-2	Method 501.7 Procedure II	<ul style="list-style-type: none"> • High temperature cycles, climatic category A1 - Hot dry • Test cycle: 5 cycles 	<ul style="list-style-type: none"> • Appearance check damage • Functional check -
Non-operating low temperature test-1	Method 502.7 Procedure I - Storage	Test specification: <ul style="list-style-type: none"> • Test temperature: -51°C • Duration: 24 hours 	<ul style="list-style-type: none"> • Appearance check damage • Functional check -
Operating low temperature test-2	Method 502.7 Procedure II - Operation	Test specification: <ul style="list-style-type: none"> • Test temperature: -29°C • Duration: 24 hours 	<ul style="list-style-type: none"> • Appearance check damage • Functional check -
Humidity test	Method 507.6 Procedure I	Induced B3 cycle <ul style="list-style-type: none"> • Test temperature: 33°C ~ 71°C 	<ul style="list-style-type: none"> • Appearance check damage

Table 52. Tower - Military specifications (continued)

Test category	Test method	Test parameters	Test result
		<ul style="list-style-type: none"> ● Test humidity: 21%~80% RH ● Duration: 15 days <p>Nature B3 cycle</p> <ul style="list-style-type: none"> ● Test temperature: 33°C ~ 41°C ● Test humidity: 59%~88% RH ● Duration: 15 days 	<ul style="list-style-type: none"> ● Functional check -
Non-operating bench handling test	Method 516.8 Procedure VI	<p>Test specification:</p> <ul style="list-style-type: none"> ● Drop height: The lifted edge of the chassis has been raised 100 mm (4 in.) above the horizontal bench top ● Test face: Bottom down ● Test cycles: Total 4 drops (each edge i drop) ● Test surface: 2 inches of plywood 	<ul style="list-style-type: none"> ● Appearance check damage ● Functional check -
Blowing dust test	Method 510.7 Procedure I	<p>Test specification:</p> <ul style="list-style-type: none"> ● Condition: Non-operating at (25 ± 2)°C and operating at (60 +/- 2)°C ● Test temperature: (25 ± 2)°C and (60 ± 2)°C ● Dust concentration: (10.6 ± 7) g/m³ ● Air velocity: 8.9 m/s (1750 ft/min) which is approximately 20 mph ● Test duration: 12 hours [6 hours for (25 ± 2)°C nad 60 hours for (60 ± 2)°C 	<ul style="list-style-type: none"> ● Appearance check damage ● Functional check -
Operating vibration test-1	Method 514.8 Procedure I	<p>Test specification:</p> <ul style="list-style-type: none"> ● Wave form: Random ● Frequency: (5 ~ 500) Hz ● Direction: X,Y,Z axis ● Duration: 1 hour/axis 	<ul style="list-style-type: none"> ● Appearance check damage ● Functional check -
Non-operating vibration test-2	Method 514.8 Procedure I	<p>Test specification:</p> <ul style="list-style-type: none"> ● Wave form: Random ● Frequency: (20 ~ 2000) Hz ● Direction: X,Y,Z axis ● Duration: 1 hour/axis 	<ul style="list-style-type: none"> ● Appearance check damage ● Functional check -
Operating mechanical shock test-1	Method 516.8 Procedure I	<p>Test specification:</p> <ul style="list-style-type: none"> ● Pulse shape: Half-sine ● Acceleration: 185 g ● Pulse duration: 2 ms ● Shock direction: 6 faces (±X, ±Y, ±Z axis) ● No.of shock: 1 shock/face (total 6 shocks) 	<ul style="list-style-type: none"> ● Appearance check damage ● Functional check -
Non-operating mechanical shock test-2	Method 516.8 Procedure II	<p>Test specification:</p> <ul style="list-style-type: none"> ● Pulse shape: Half-sine ● Acceleration: 185 g ● Pulse duration: 2 ms ● Shock direction: 2 faces (±X, ±Y, ±Z axis) 	<ul style="list-style-type: none"> ● Appearance check damage ● Functional check -

Table 52. Tower - Military specifications (continued)

Test category	Test method	Test parameters	Test result
		<ul style="list-style-type: none"> No.of shock: 2 shock/face (total 12 shocks) 	
Non-operating transportation shock test	Method 516.8 Procedure II	Test specification: <ul style="list-style-type: none"> Pulse shape: Sawtooth Pulse duration: 11 ms Shock direction: 6 faces ($\pm X$, $\pm Y$, $\pm Z$ axis) 	<ul style="list-style-type: none"> Appearance check damage Functional check -

Acoustic noise emission information tower

The following table lists the acoustic noise emission information of your Precision 3260 Compact.

Table 53. Acoustic noise emission information tower

Component	Test Configuration
CPU	Intel Core i9-12900
Memory	64 GB
HDD (#, capacity)	2 TB solid-state drive
ODD	No
Graphics Adapter	NVIDIA Quadro RTX 3000

Table 54. Declared Sound Power (LWAd)

Operating Mode	Declared Sound Power(LWAd)
Idle	3.1
HDD Operating	3.6
CPU Stressed	4.5
ODD Operating	NA

Table 55. A-Weighted Sound Pressure Level (dB)

Declared Sound Pressure (LpA)				
Operating Mode	Tabletop System		Floor Standing System	
	Operator Position	Bystander Position	Operator Position	Bystander Position
Idle	20.2	N/A	N/A	N/A
CPU Stressed	36.6	N/A	N/A	N/A

All tests are conducted according to ISO 7779 and declared according to ISO 9296 except CPU Stressed. This test mode is not specified in ISO 7779, but was measured using the same microphone distances and measurement techniques defined for the other reported operating modes.

Declared Sound Power rounded to nearest tenth of a bel per ISO 9296 section 4.4.2

Chassis enclosure and ventilation requirements

Enclosure ventilation

If your enclosure has doors, they need to be of a type that allows at least 30% airflow through the enclosure (front and back).

Enclosure minimum clearance

Leave a 10.2 cm (4 in.) minimum clearance on all vented sides of the computer to permit the airflow required for proper ventilation.

Recommended enclosure

Do not install your computer in an enclosure that does not allow airflow/dusty environment/temperature over 35°C. Do not put any objects to directly block air-vent. This restricts the airflow and impacts your computer's performance, possibly causing it to overheat.

Open desk minimum clearance

If your computer is installed in a corner, on a desk, or under a desk, leave at least 5.1 cm (2 in.) clearance from the back of the computer to the wall to permit the airflow required for proper ventilation.

System management features

Dell commercial systems come with a number of systems management options that are include by default for In-Band management with our Dell Client Command Suite. In-Band management meaning that the Operating System is functional and the device is connected to a network so that it can be managed. The Dell Client Command Suite of tools can be leveraged individually or with a systems management console like SCCM, LANDESK, KACE, etc.

We also offer Out-of-Band management as an option. Out-of-band management is when the system does not have a functional operating system or is turned off and you still want to be able to manage the system in that state.

Dell Client Command Suite for In-Band systems management

Dell Client Command Suite is a free toolkit available for download, for all Latitude Rugged tablets at dell.com/support, that automates and streamlines systems management tasks, saving time, money, and resources. It consists of the following modules that can be used independently, or with a variety of systems management consoles such as SCCM.

Dell Client Command Suite's integration with VMware Workspace ONE Powered by AirWatch, now allows customers to manage their Dell client hardware from the cloud, using a single Workspace ONE console.

Dell Command | Deploy enables easy operating system (OS) deployment across all major OS deployment methodologies and provides numerous system-specific drivers that have been extracted and reduced to an OS-consumable state.

Dell Command | Configure is a graphical user interface (GUI) admin tool for configuring and deploying hardware settings in a pre-OS or post-OS environment, and it operates seamlessly with SCCM and Airwatch and can be self-integrated into LANDesk and KACE. Simply, this is all about the BIOS. Command | Configure allows you to remotely automate and configure over 150+ BIOS settings for a personalized user experience.

Dell Command | PowerShell Provider can do the same things as Command | Configure, but with a different method. PowerShell is a scripting language that allows customers to create a customized and dynamic configuration process.

Dell Command | Monitor is a Windows Management Instrumentation (WMI) agent that provides IT admins with an extensive inventory of the hardware and health-state data. Admins can also configure hardware remotely by using command line and scripting.

Dell Command | Power Manager (end-user tool) is a GUI-based factory-installed battery management tool that allows end users to choose the battery management methods that meet their personal preferences or work schedule without sacrificing IT's capability to control those settings with Group Policy.

Dell Command | Update (end-user tool) is factory-installed and allows admins to individually manage and automatically present and install Dell updates to the BIOS, drivers, and software. Command | Update eliminates the time-consuming hunting and pecking process of update installation.

Dell Command | Update Catalog provides searchable metadata that allows the management console to retrieve the latest system-specific updates (driver, firmware or BIOS). The updates are then delivered seamlessly to end-users using the customer's systems management infrastructure that is consuming the catalog (like SCCM).

Dell Command | vPro Out of Band console extends hardware management to systems that are offline or have an unreachable OS (Dell exclusive features).

Dell Command | Integration Suite for System Center - This suite integrates all the key components of the Client Command Suite into Microsoft System Center Configuration Manager 2012 and Current Branch versions.

Out of Band Systems Management

Intel Standard Manageability option **must be configured in our factory at the time of purchase, as it is NOT field upgradable.** It offers out-of-band management and DASH compliance (https://registry.dmtf.org/registry/results/field_initiative_name%3A%22DASH%201.0%22).

Dell Optimizer

This section details the Dell Optimizer specifications of your Precision 3260 Compact.

On Precision 3260 Compact with Dell Optimizer, the following features are supported:

- **Express Connect**—Automatically joins the access point with the strongest signal, and directs bandwidth to conferencing applications when in use.
- **Express Sign-in**—The Intel Context Sensing Technology's proximity sensor detects your presence to instantly wake up the computer and login using the IR camera and Windows Hello feature. Windows locks when you walk away.
- **ExpressResponse**—Prioritizes the most important applications. Applications open faster and perform better.
- **AudioOptimization**—The audio feature enhances the audio functionality during your online meetings. The audio feature helps filter the background noise, stabilize volume, and prioritize preferred voice streaming during online meetings.

For more information about configuring and using these features, see [Dell Optimizer User Guide](#).

System limitations

This section contains information about some limitations of this computer.

- Modern standby support limitation
- Intel System Agent Enhanced Speed Step (SAGV) always disabled
- TPM setting through SMMM

Modern standby support limitation

- Computers with 2.5-inch hard drives take longer to enter Modern Standby for the first time. Computer will enter Modern Standby normally from the second time onwards.
- Computers with Add-in cards and Graphic cards which are not Dell factory installed may not enter Modern Standby as these cards may not be compliant with Modern Standby.

Table 56. Computer behavior with hard drives and add-in cards which do not support modern standby

System behavior	Screen	dGfx fan	Hard drive LED	PWR LED	Processor fan
MODS "Should be"	Off	Off	Off	Off	Off
MODS first entry on SATA hard drive	Off	Off/On (Up to dGfx)	On	Off	On
MODS normal after second entry on SATA hard drive	Off	Off	Off	Off	Off

Intel System Agent Enhanced Speed Step (SAGV) always disabled

For Precision 3260 Compact, the SAGV option is disabled by default. If enabled, your computer will incur additional boot time when memory is added or swapped.

TPM setting through SMMM

When the system board is replaced, by default the TPM is enabled and this is applicable for most of the computers in the rest of the world. Select the **Enable Firmware/Integrated TPM - For Regional Restrictions** option, this option permanently disables the Discrete Hardware TPM and applicable for China region.

Service Menu

AMT Selection

- (1) AMT_DASH_VPRO_or_SBA
- (3) MANAGEABILITY ENGINE (ME) DISABLED

Service Tag (required)

Asset Tag (optional)

BlueTooth

Enabled

TPM Configuration (For Regional Restrictions)

- Enable Discrete TPM- Most Common
- Enable Firmware/Integrated TPM - For Regional Restrictions





APPLY

Getting help and contacting Dell

Self-help resources


You can get information and help on Dell products and services using these self-help resources:


Table 57. Self-help resources

Self-help resources	Resource location
Information about Dell products and services	www.dell.com
My Dell app	
Tips	
Contact Support	In Windows search, type <code>Contact Support</code> , and press Enter.
Online help for operating system	www.dell.com/support/windows www.dell.com/support/linux
Access top solutions, diagnostics, drivers and downloads, and learn more about your computer through videos, manuals and documents.	Your Dell computer is uniquely identified by a Service Tag or Express Service Code. To view relevant support resources for your Dell computer, enter the Service Tag or Express Service Code at www.dell.com/support . For more information on how to find the Service Tag for your computer, see Locate the Service Tag on your computer .
Dell knowledge base articles for a variety of computer concerns	<ol style="list-style-type: none"> 1. Go to www.dell.com/support. 2. On the menu bar at the top of the Support page, select Support > Knowledge Base. 3. In the Search field on the Knowledge Base page, type the keyword, topic, or model number, and then click or tap the search icon to view the related articles.

Contacting Dell

To contact Dell for sales, technical support, or customer service issues, see www.dell.com/contactdell.

 **NOTE:** Availability varies by country/region and product, and some services may not be available in your country/region.

 **NOTE:** If you do not have an active Internet connection, you can find contact information about your purchase invoice, packing slip, bill, or Dell product catalog.