

POWER DISTRIBUTION UNITS



Tripp Lite PDUs

*Reliable rack power distribution
for high-density IT environments.*



Introduction	2-3
Basic PDUs	4
Metered PDUs	5
Monitored PDUs	6
Switched PDUs	7
ATS PDUs	8
Hot-Swap PDUs	8



Tripp Lite Rack PDUs increase the availability, efficiency and manageability of equipment in data centers and other high-density IT environments. A wide selection of vertical (0U) and horizontal (1U or 2U) models are available, divided into several types with distinct features and benefits.

Basic PDUs

- Provide **Reliable Power Distribution** to multiple devices from a UPS system, generator or utility (mains) source.

Metered PDUs

- Provide all Basic PDU features, plus digital LED meters that provide local **Current Monitoring** to enable load balancing and help prevent overloads.

Monitored PDUs

- Provide all Metered PDU features, plus an Ethernet **Network Interface** for remote monitoring and control from any location.
- Send automated alerts to help IT managers prevent accidental overloads, power loss and downtime.

Switched PDUs

- Provide all Monitored PDU features, plus **Individual Outlet Control**.
- Eliminate costly site visits by remotely rebooting malfunctioning devices.
- Increase runtime of critical systems by automatically turning off nonessential equipment during extended power outages.
















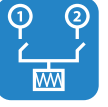

ATS PDUs

- Provide all Metered or Switched PDU features, plus dual AC inputs and an **Automatic Transfer Switch** to provide redundant power to single-cord devices that do not have redundant power supplies.

Hot-Swap PDUs

- Include dual AC inputs and a **Manual Transfer Switch** to allow hot-swappable replacement of compatible UPS systems up to 3kVA without interrupting power to connected equipment.

PDU Types

Features	Basic PDUs (p. 4)	Metered PDUs (p. 5)	Monitored PDUs (p. 6)	Switched PDUs (p. 7)	ATS PDUs (p. 8)	Hot-Swap PDUs (p. 8)
Reliable Power Distribution						
Current Monitoring						
Network Interface					 <small>Select Models</small>	
Individual Outlet Control					 <small>Select Models</small>	
Automatic Transfer Switch						
Manual Transfer Switch						



FIND IT FAST!

For more information about our PDUs, visit www.tripplite.com/pduguide



Basic PDUs provide reliable power distribution to multiple devices from a UPS system, generator or utility (mains) source.



Horizontal PDU (Front and Back)

- 3 models
- 14 outlets
- Up to 3,7 kW
- Horizontal or vertical rack installation

Versatile Mounting Options

- EIA-compliant rack installation or surface mounting.
- Horizontal PDUs are optimized for 1U or 2U rack installation.
- Reversible PDU housing allows for additional customized configuration.



Durable Metal Case

- The metal case increases the PDU's operational service life in harsh and demanding installation environments.

AC Outlets

- High-quality C13 and C19 outlets provide reliable power distribution to multiple devices.

Heavy-Duty AC Input Cord and Plug Adapters

- Most models have a C20 AC input power cord long enough to reach distant outlets and improve placement flexibility.
- C20 AC inlet connects to the PDU's detachable power cord or a user-supplied cord (PDU12IEC model only).
- Additional C14 and NEMA L6-20P, L5-20P, 5-20P and 5-15P adapters simplify plug conversion (with select models).

Mounting Brackets

- Detachable brackets support rack or surface mounting.

Vertical Installation Option (select models)

- PDUSIDEBRKT accessory supports select Tripp Lite 1U PDUs in an upright vertical mounting format.
- Button mount installation option snaps into compatible Tripp Lite SmartRack® enclosures.
- Nut and bolt installation option connects to mounting rails.



Keyhole Mounting Slot
Toolless Mounting Button

Circuit Breakers

- Most models include breakers to protect against short circuits and overloads.



Metered PDUs provide all Basic PDU features, plus digital load meters for local current monitoring to enable load balancing and help prevent overloads.



Horizontal PDU (Front)

- 5 models
- Up to 45 outlets
- Up to 7,4 kW for Single-phase models
- Up to 11 kW for 3-phase models

Load Meters

- Digital LED meters display the current draw of connected equipment in amps.
- Real-time visual data from local current monitoring helps installers balance load levels to prevent PDU and supply circuit overloads that cause downtime. Installers can connect more equipment with confidence to increase utilization of available PDU, UPS and circuit capacity without a reduction in reliability.
- PDUs with more than one output bank either have more than one load meter or a multimode load meter capable of displaying the load for the each bank/phase or all banks/phases combined.



Single Load Meter



Triple Load Meters



Dual Load Meters

Cord Retention Brackets

- Most models include detachable brackets with built-in anchor points to secure equipment power cords and help prevent accidental disconnection.



Vertical PDU

For more information, refer to "PDU Models and Specifications" or visit www.tripplite.com/metered-pdu



Monitored PDUs provide all Basic and Metered PDU features, plus a network interface for remote monitoring and automated alerts.



Reliable
Power
Distribution



Current
Monitoring



Network
Interface



Horizontal PDU

- 6 models
- Up to 36 outlets
- Up to 7,4 kW for Single-phase models
- Up to 11 kW for 3-phase models

Network Interface

- RJ45 Ethernet connection permits remote monitoring and alerts over the LAN/WAN via SNMP, Web, SSH, telnet, RSS, text message and e-mail.
- Automated alerts warn IT managers when load levels exceed user-defined thresholds, identifying potential trouble spots and preventing accidental power loss and downtime.
- Embedded system with real-time clock and upgradable firmware supports enterprise network standards, including SMTP, SNMPv1, SNMPv2, Telnet, SSH, FTP, DHCP, BOOTP and NTP.



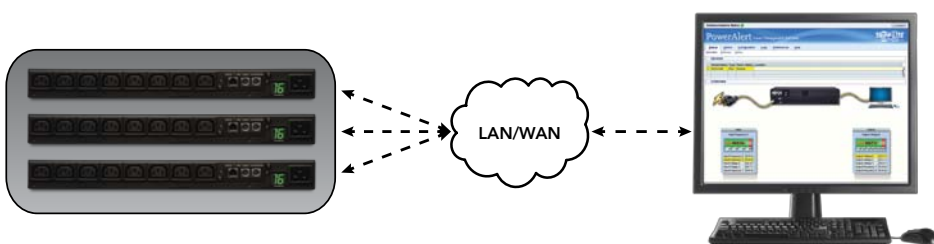
ENVIROSENSE® Sensor

- Environmental sensor connects to PDU for remote monitoring of temperature, humidity and contact closure interface.
- Contact closure interface can monitor alarm, security and telecom devices, as well as additional sensors.
- 3,7 m cord provides placement flexibility inside or outside racks.



Centralize Power Management with PowerAlert NMS (Included)

- PowerAlert NMS allows IT managers to auto-discover and manage hundreds of PDUs, UPS systems, connected environmental sensors and other devices through a single interface from any location.
- PowerAlert software does not require any licensing fees, regardless of the quantity of managed devices.



For more information, refer to "PDU Models and Specifications" or visit www.tripplite.com/monitored-pdu

Switched PDUs provide all Basic, Metered and Monitored PDU features, plus individual outlet control for remote reboots and automated load shedding.



Reliable Power Distribution



Current Monitoring



Network Interface



Individual Outlet Control



Horizontal PDU

- 14 models
- Up to 30 outlets
- Up to 7,4 kW for Single-phase models
- Up to 27,6 kW for 3-phase models

Individual Outlet Control

- Switch individual outlets on or off over the network manually or automatically.
- Remotely reboot unresponsive devices to eliminate costly site visits.
- Automatically turn off idle devices outside business hours to reduce power costs.
- Lock out unused outlets to prevent unauthorized use and related overloads.

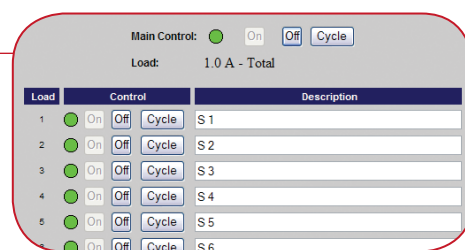
Load Ramping and Shedding

- Load ramping defines power-on sequences and delays to prevent malfunctions and inrush overloads at startup.
- Load shedding increases the runtime of critical systems by automatically turning off nonessential equipment.

Example: A UPS supporting sixteen network switches can provide about twenty minutes of runtime during an outage. After load shedding turns off twelve switches that aren't essential to core network functions, runtime expands to two hours for the remaining mission-critical switches.

Outlet LEDs

- Display whether each Switched PDU outlet is on or off.



Outlet-Level Current Monitoring

- All 3-phase and some single-phase models can display how much power a specific device is drawing from a specific outlet.
- Outlet-level current monitoring provides the granular data needed to determine the power draw and operating cost of individual devices on the network. As data granularity increases, guesswork decreases, and efficiency and system reliability can increase.

Example: If a PDU is near capacity, and a device connected to the PDU draws the majority of the power, it helps to know which device it is in order to better accommodate it without risking an overload. Outlet-level current monitoring can also reveal how much work a device does in relation to the energy it uses, confirming whether it would be more cost-effective to upgrade to a device that delivers more work value per watt.

Vertical PDU



TRIPP-LITE ATS PDUs

ATS PDUs provide redundant power to single-cord devices that do not have redundant power supplies.



Horizontal PDU (Front and Back)

Dual AC Inputs

- Power cords and/or inlets connect to primary and secondary AC sources.

Automatic Transfer Switch (ATS)

- Internal circuitry automatically switches to the secondary power source if the primary source deviates from the reliable operating range.

For more information, refer to "PDU Models and Specifications" or visit www.tripplite.com/ATS-pdu



Automatic Transfer Switch



Reliable Power Distribution



Current Monitoring



Network Interface (Select Models)




Individual Outlet Control (Select Models)

- 2 models with 10 outlets
- Also include all Metered or Switched PDU features (depends on model)

Input Source LEDs

- LEDs indicate which source is currently supplying power to connected equipment.



TRIPP-LITE HOT-SWAP PDUs

Hot-Swap PDUs allow maintenance, repair or replacement of compatible UPS systems up to 3kVA without system downtime.



Dual AC Inputs

- Power cords and/or inlets connect to utility (mains) and UPS sources.

Manual Transfer Switch

- Selects the active power source to bypass the UPS when required.

For more information, refer to "PDU Models and Specifications" or visit www.tripplite.com/hotswap-pdu



Manual Transfer Switch



Reliable Power Distribution

- 2 models with 8 outlets
- Dual AC inputs
- Manual transfer switch

Space-Saving Form Factor

- 2U cabinet can be installed back-to-back with select UPS systems to conserve rack space.



About Tripp Lite

Since 1922, Tripp Lite has established a global reputation for quality manufacturing, superior value and excellent service. Tripp Lite makes more than 2,500 products to power, protect and connect electronic equipment. Learn more at www.tripplite.com.



ISO 9001 CERTIFIED QUALITY SYSTEM



Tripp Lite World Headquarters: 1111 W. 35th Street, Chicago, IL 60609 USA +1.773.869.1212

Tripp Lite Middle East: +971.4.887.1633 infome@tripplite.com • **Tripp Lite Asia Pacific:** +972.54.2057646 infoap@tripplite.com

Tripp Lite Eastern Europe: +36.1.203.7941 infoeeu@tripplite.com • **Tripp Lite East/West Africa:** +254.731.137.202 infoa@tripplite.com

Tripp Lite South Africa: +27.82.8099.043 infosasa@tripplite.com • **Tripp Lite Western Europe:** +33.1.70.61.77.85 infoeu@tripplite.com

Tripp Lite United Kingdom: +44.01635.887396 info-uk@tripplite.com