

SonicWall® SonicWave 2xx/6xx Series Power Supply

Reference Guide

February 2022

This power supply is for use only with approved SonicWall® appliances. See the table below for the current approved SonicWall appliances and supported power supplies.



CAUTION: Use of this power supply with SonicWall appliances that are not approved will void the warranty for that SonicWall appliance and will create an unsafe condition.

Refer to the *SonicWave Quick Start Guide* and other documentation for full installation and safety instructions.

This power supply is provided as a replacement for a missing power supply or as an additionally required power supply and is provided on an “as is” basis without warranty of any kind.

Reliable grounding of external power adapter purchased from SonicWall must be maintained. Particular attention must be given to power supply connections other than direct connections to the branch circuits, such as power strips.

Power Supply Information

SKU and Description	Power Supply Specifications	Supported Platforms
01-SSC-9146 SonicWave 2XX Series Indoor Access Point PSU FRU	SNWL PWR SPLY Output 12 VDC, 2.0 A Input 100-240 VAC	SonicWave 224w SonicWave 231c
03-SSC-0051 SonicWave 6xx Series Indoor Access Point PSU FRU	SNWL PWR SPLY Output 12 VDC, 3.0A Input 100-240 VAC	SonicWave 641 SonicWave 681

For Ecodesign requirements, visit:

<https://www.sonicwall.com/legal/environmental-and-regulatory-affairs.aspx>.

Copyright © 2022 SonicWall Inc. All rights reserved.




This product is protected by U.S. and international copyright and intellectual property laws. SonicWall is a trademark or registered trademark of SonicWall Inc. and/or its affiliates in the U.S.A. and/or other countries. All other trademarks and registered trademarks are property of their respective owners.

The information in this document is provided in connection with SonicWall Inc. and/or its affiliates' products. No license, express or implied, by estoppel or otherwise, to any intellectual property right is granted by this document or in connection with the sale of SonicWall products. EXCEPT AS SET FORTH IN THE TERMS AND CONDITIONS AS SPECIFIED IN THE LICENSE AGREEMENT FOR THIS PRODUCT, SONICWALL AND/OR ITS AFFILIATES ASSUME NO LIABILITY WHATSOEVER AND DISCLAIMS ANY EXPRESS, IMPLIED OR STATUTORY WARRANTY RELATING TO ITS PRODUCTS INCLUDING, BUT NOT LIMITED TO, THE IMPLIED WARRANTY OF MERCHANTABILITY, FITNESS FOR A PARTICULAR PURPOSE, OR NON- INFRINGEMENT. IN NO EVENT SHALL SONICWALL AND/OR ITS AFFILIATES BE LIABLE FOR ANY DIRECT, INDIRECT, CONSEQUENTIAL, PUNITIVE, SPECIAL OR INCIDENTAL DAMAGES (INCLUDING, WITHOUT LIMITATION, DAMAGES FOR LOSS OF PROFITS, BUSINESS INTERRUPTION OR LOSS OF INFORMATION) ARISING OUT OF THE USE OR INABILITY TO USE THIS DOCUMENT, EVEN IF SONICWALL AND/OR ITS AFFILIATES HAVE BEEN ADVISED OF THE POSSIBILITY OF SUCH DAMAGES. SonicWall and/or its affiliates make no representations or warranties with respect to the accuracy or completeness of the contents of this document and reserve the right to make changes to specifications and product descriptions at any time without notice. SonicWall Inc. and/or its affiliates do not make any commitment to update the information contained in this document.

For more information, visit <https://www.sonicwall.com/legal>.

To view the SonicWall End User Product Agreement, go to: <https://www.sonicwall.com/legal/license-agreements>. Select the language based on your geographic location to see the EUPA that applies to your region.

Legend

-  **WARNING:** A WARNING icon indicates a potential for property damage, personal injury, or death.
-  **CAUTION:** A CAUTION icon indicates potential damage to hardware or loss of data if instructions are not followed.
-  **IMPORTANT, NOTE, TIP, MOBILE, or VIDEO:** An information icon indicates supporting information.

Last updated: 2/17/2022

232-005254-51 Rev A

