

Technical Accessory Guides (TAGs)

For Associates, Resellers, ISVs and Alliance Partners

Global



Version: Active-Only

Will only show products that are known to be available for sale

Need to provide an update or change?

Contact <mailto:pgw786@zebra.com>



For Internal Use by
PartnerConnect Members Only



L10 Series Technical Accessory Guide



Note: L10 ATEX certified configs discontinued 10/2021 - see PMB 10731
 L10 Windows w/8th Generation Core™ i5/i5 vPro/i7 vPro discontinued 7/2021 or 9/2021 - see PMB 10719, 10726 and 10727
 L10 XBOOK configurations discontinued 5/2021 - see PMB 10608




NOTE: This document is only for general reference. Solutions Pathway and related PMBs should be used for product availability, pricing, and final solution selection.

** Zebra does not endorse or specifically recommend any third-party products, accessories, or hardware. ZEBRA DISCLAIMS ANY AND ALL LIABILITY, INCLUDING ANY EXPRESS OR IMPLIED WARRANTIES, WHETHER ORAL OR WRITTEN, FOR SUCH THIRD PARTY PRODUCTS, ACCESSORIES, OR HARDWARE. THE CUSTOMER ACKNOWLEDGES THAT NO REPRESENTATION HAS BEEN MADE BY ZEBRA AS TO THE FITNESS OF THE THIRD-PARTY PRODUCTS, ACCESSORIES, OR HARDWARE FOR THE CUSTOMER'S INTENDED PURPOSE.*




Cradles and Charging

Cradles/Docking Stations (for Indoor use)


Part Number	Picture	Description	Notes	Required Items
<p><u>Dock without Spare Battery Charger</u></p> <p>CRD-L10-OFF01 (no AC Line Cord)</p> <p>300147 (with North America AC Line Cord)</p> <p>300159 (with Australia/New Zealand AC Line Cord)</p> <p>300160 (with EU AC Line Cord)</p> <p>300161 (with UK AC Line Cord)</p> <p>CRD-L10-OFF02 (with Japan AC Line Cord)</p>		Office Docking Station KIT	<ul style="list-style-type: none"> ▶ Kit contains the following: <ul style="list-style-type: none"> - Office Dock (300154) - Power Supply (450165) - Country specific AC Line Cord - Spare Battery Charger (450166), if ordered with option. ▶ Transforms the L10 into a full desktop configuration. ▶ Includes 120 watt AC adapter to ensure both the tablet battery and the optional spare battery charge simultaneously. ▶ Has tablet alignment features designed for easy, one handed insertion into the dock, and the dock can be securely mounted to the desk. ▶ Fully compatible with L10 Windows platform models. Provides limited functionality with L10 Android platform models (as noted below). ▶ Not compatible with ATEX/IECEX versions of L10 which have a thicker armored case. ▶ Includes the following ports and features: <p>Connectivity:</p> <ul style="list-style-type: none"> - 2 USB 3.0 Dock Powered - 2 USB 2.0 Tablet Powered <p>Video:</p> <ul style="list-style-type: none"> - Dual monitor Support - HDMI Type A - Full HD - VGA - Full HD - Headphone Out - 3.5 mm - Mic In - 3.5 mm - RJ45 Gigabit Ethernet - DB9 Serial - Optional Battery Charging Bay for charging spare standard or extended battery. - Kensington® Lock Slot - Secure Installation Option: 4 threaded inserts on bottom of dock (M3 screw type) ▶ L10 Android platform devices have the following limitations/requirements: <ul style="list-style-type: none"> - RJ45 Gigabit Ethernet port not supported - USB 3.0 ports only provide USB 2.0 support - DisplayLink for Android app must be used for external monitor support. Only supports one display with HDMI port taking precedence. ▶ USB ports capable of providing enough current for DS3608-ER in default full-power mode. 	<ul style="list-style-type: none"> ▶ CRD-L10-OFF01 will require AC Line Cord (23844-00-00R or country specific version)
<p><u>Dock with Spare Battery Charger</u></p> <p>300148 (with North America AC Line Cord)</p> <p>300162 (with Australia/New Zealand AC Line Cord)</p> <p>300163 (with EU AC Line Cord)</p> <p>300164 (with UK AC Line Cord)</p>				






<p>CRD-L10-IND01 (no AC Line Cord)</p> <p>CRD-L10-IND02 (with North America AC Line Cord)</p> <p>CRD-L10-IND03 (with Australia/New Zealand AC Line Cord)</p> <p>CRD-L10-IND04 (with EU AC Line Cord)</p> <p>CRD-L10-IND05 (with UK AC Line Cord)</p> <p>CRD-L10-IND06 (with Taiwan AC Line Cord)</p> <p>CRD-L10-IND06 (with Japan AC Line Cord)</p>		<p>Industrial Dock KIT</p>	<ul style="list-style-type: none"> ▶ Kit contains the following: <ul style="list-style-type: none"> - Industrial Dock Kit without AC Line Cord (CRD-L10-IND01) - includes Vehicle Cradle (300142), Dock Stand (300051), Power Supply (450020). - Country specific AC Line Cord ▶ Perfect for fixed use tablet applications in the plant, warehouse, or office. ▶ Barrel-style keylock provides secure docking. Includes two keys. All locks use a common key. ▶ Easy one-hand release allows for fast “grab and go” transitions between the vehicle, field, and office. ▶ Resistant to water and dust ingress (IP55). ▶ Provides two USB 2.0 ports which are powered from the tablet. External power not required for ports to operate. Max combined output between ports is 1.5A. ▶ USB ports capable of providing enough current for DS3608-ER in default full-power mode. ▶ Compatible with all L10 series models except ATEX/IECEX versions of L10 which have a thicker armored case. ▶ Dimensions (L x W x H): 9.25 x 11.9 x 14.1 in (23.5 x 30.0 x 35.8 cm) ▶ Weight: 4.8 lb (2.18 kg) ▶ Optional 4K Port Replicator (300146) can be installed to provide four USB 3.0, 2 USB 2.0 ports, DVI, DisplayPort or HDMI, Gigabit Ethernet, microphone in, Stereo speaker out, and security lock slot. 	<p>▶ CRD-L10-IND01 will require AC Line Cord (450040 or country specific version)</p>
<p>Tripp Lite (3rd party) *</p> <p>CSC16AC</p> <p>http://www.tripplite.com</p>		<p>Tripp Lite Charging Cabinet</p>	<ul style="list-style-type: none"> ▶ Portable, stackable charging cabinet from is the ideal solution for charging, storing and managing tablets. ▶ Conveniently stores, charges, and secures up to 16 L10 tablets or 8 L10 tablets with accessories. ▶ Secures devices in locking, vented steel cabinet with cart option ▶ Protective shelf with removable dividers and cord management ▶ Supports mounting to wall, desk, table, counter or floor ▶ The perfect charging solution for education, healthcare, and hospitality industries. 	
<p>Global Industrial (3rd party) *</p> <p>T9F670051</p> <p>http://www.globalindustrial.com/</p>		<p>Global Industrial Charging Cabinet</p>	<ul style="list-style-type: none"> ▶ Portable, stackable charging cabinet from is the ideal solution for charging, storing and managing tablets. ▶ Conveniently stores, charges, and secures up to 16 L10 tablets or 8 L10 tablets with accessories. ▶ The perfect charging solution for education, healthcare, and hospitality industries. 	


Battery Charging

Part Number	Picture	Description	Notes	Required Items
450166		Single Slot Battery Charger	<ul style="list-style-type: none"> ▶ Charges either Standard 36 WHr or Extended Life 98 WHr battery. ▶ Rugged design stands up to the critical demands of industrial use. ▶ Can be integrated into the Office Docking Station or used as a stand-alone charger. ▶ Standard Battery charge time: 2.75 Hrs ▶ Extended Life Battery charge time: 3.25 Hrs ▶ LED indicator shows charging status. 	<ul style="list-style-type: none"> ▶ Power Supply (450154) ▶ AC Line Cord (450040 - or country specific version)
450150 (with North America AC Line Cord) 450170 (with Australia/New Zealand AC Line Cord) 450171 (with EU AC Line Cord) 450172 (with UK AC Line Cord) SAC-L10-1SCHG-IN (with India AC Line Cord)		Single Slot Battery Charger KIT	<ul style="list-style-type: none"> ▶ Charges either Standard 36 WHr or Extended Life 98 WHr battery. ▶ Rugged design stands up to the critical demands of industrial use. ▶ Can be integrated into the Office Docking Station or used as a stand-alone charger. ▶ Standard Battery charge time: 2.75 Hrs ▶ Extended Life Battery charge time: 3.25 Hrs ▶ LED indicator shows charging status. ▶ Kit includes Single Slot Battery Charger (450166), Power Supply (450154) and country specific AC Line Cord (450040). 	
KIT-L10A-PWR-02		Single Slot Battery Charger KIT with Bonus Battery	<ul style="list-style-type: none"> ▶ Kit includes: <ul style="list-style-type: none"> - Single Slot Battery Charger (450166) - Power Supply (450154) - Standard Capacity Replacement Battery, 36 WHr (450148) 	<ul style="list-style-type: none"> ▶ AC Line Cord (450040 - or country specific version)



Communication Cables




Part Number	Picture	Description	Notes	Required Items
CBA-UF6-C09ZAR		L10 to 36xx Series Scanner Cable (USB), 9 ft.	<ul style="list-style-type: none"> ▶ Cable rated for 1.2A current ▶ Coiled cable is 9 ft long when extended and is about 5 ft. long when un-extended. ▶ Rated to -30°C for freezer environment use. ▶ When connected to STB3678/FLB3678, will charge a fully depleted battery in about 4.5 hours if host USB port is BC 1.2 compatible or about 10.5 hours for USB 2.0 host ports. ▶ L10's side USB port and docking stations are capable of powering DS3608-ER in default full power mode. 	

<p>CBA-UF6-C09ZAR-KIT ▶ To be discontinued 12/2023 - see PMB 11157</p> <p>or</p> <p>CBA-UF6-C12ZAR</p>		<p>L10 to 36xx Series Scanner Cable (USB), 9 ft.</p>	<ul style="list-style-type: none"> ▶ Cable rated for 1.2A current ▶ Coiled cable is 9 ft long when extended (even though SKU indicates 12 ft.) and is about 5 ft. long when un-extended. Use CBA-UF8-C12ZAR for a true 12 ft. length cable. ▶ Rated to -30°C for freezer environment use. ▶ When connected to STB3678/FLB3678, will charge a fully depleted battery in about 4.5 hours if host USB port is BC 1.2 compatible or about 10.5 hours for USB 2.0 host ports. ▶ L10's side USB port and docking stations are capable of powering DS3608-ER in default full power mode. 	
<p>CBA-UF8-C12ZAR</p>		<p>L10 to 36xx Series Scanner Cable (USB), 12 ft.</p>	<ul style="list-style-type: none"> ▶ Cable rated for 1.2A current ▶ Coiled cable is 12 ft long when extended ▶ Rated to -30°C for freezer environment use. ▶ When connected to STB3678/FLB3678, will charge a fully depleted battery in about 4.5 hours if host USB port is BC 1.2 compatible or about 10.5 hours for USB 2.0 host ports. ▶ L10's side USB port and docking stations are capable of powering DS3608-ER in default full power mode. 	
<p>CBA-U61-S07ZAR</p>		<p>L10 to 36xx Series Scanner Cable (USB-C Connector)</p>	<ul style="list-style-type: none"> ▶ Connects to USB-C port on side of Android L10A tablets. ▶ Cable rated for 1.2A current ▶ Straight cable is 7 ft. long. ▶ When connected to STB3678/FLB3678, will charge a fully depleted battery in about 4.5 hours if host USB port is BC 1.2 compatible or about 10.5 hours for USB 2.0 host ports. ▶ NOTE: Android units do not support scanners in SSI mode connected to USB-C port. Scanner must be used in USB HID mode. 	
<p>CBA-U12-C09ZAR</p>		<p>Generic Cable to Scanners 34xx/35xx Cable (USB)</p>	<ul style="list-style-type: none"> ▶ 9 ft long when extended 	
<p>CBA-U09-C15ZAR</p>		<p>Generic Cable to Scanners 34xx/35xx Cable (USB)</p>	<ul style="list-style-type: none"> ▶ 15 ft long when extended 	


P1031365-055		ZQ6/QLn Series Printer USB Cable	<ul style="list-style-type: none"> ▶ Connects to USB port on L10 ▶ 6 ft. straight cable 	
--------------	---	----------------------------------	---	--

Soft Goods

Part Number	Picture	Description	Notes	Required Items
410055		KickStrap	<ul style="list-style-type: none"> ▶ Combined Kickstand and Rotating Hand Strap provides working comfort for all Xplore L10 rugged tablet models in the field and at a desk. ▶ The integrated Kickstand closes tightly when workers are on the move, enabling access to the Rotating Hand Strap, which can be adjusted for hand size as well as unique rotation angle. ▶ KICKSTAND features: <ul style="list-style-type: none"> - Rigid design provides great ergonomics for reading and touch screen interactions while the tablet is on flat surfaces or while the Companion Keyboard is attached. - Adds 0.9 in (2.3 cm) to thickness - Adds 0.55 lb (0.25 kg) to weight - Display angle is user adjustable ▶ ROTATING HANDSTRAP features: <ul style="list-style-type: none"> - Easy to use while walking - Adjustable to hand size - Detents help lock desired rotation angle ▶ Compatible with Companion Keyboard, Top Handle, Option modules (RFID, Smart Card Reader / CAC) ▶ Not Compatible with Extended Battery option or Kickstand (410056). ▶ Not compatible with Vehicle Cradles with Antenna Pass-Through option. ▶ Not compatible with ATEX/IECEX versions of L10 which have a thicker armored case. ▶ KickStrap is included on XBOOK L10 configurations. 	
410056		Kickstand / Extended Battery Bracket	<ul style="list-style-type: none"> ▶ Kickstand provides adjustable viewing angle, keeping the tablet upright for easy reading and touch while in the field and when using the Companion Keyboard. ▶ Kickstand folds away for mobility. ▶ Integrated battery bracket holds the extended battery. ▶ Kickstand bracket does not need to be removed when docking in the Vehicle (except antenna pass-through version - 300144), Office or Industrial docks. ▶ Can also be used in combination with the optional Soft Handle and Stylus pen accessory set. ▶ Not compatible with KickStrap (410055) or Vehicle Cradles with Antenna Pass-Through option. ▶ Not compatible with ATEX/IECEX versions of L10 which have a thicker armored case. ▶ Adds .64 lb (.29 kg) weight to tablet and .78 in (.2 cm) to thickness. 	


<p>410052 (includes tether, no Stylus/Pen)</p> <p>410061 (includes Long Active Pen/Stylus with tether)</p> <p>410062 (includes Long Passive ePen/Stylus with tether)</p>		<p>Soft Handle</p>	<ul style="list-style-type: none"> ▶ Integrated handle attaches to the top of the XSLATE or XBOOK tablet. ▶ Allows users to carry the tablet without the worry of dropping it. ▶ Handle is manufactured with smooth durable soft rubber, providing maximum grip without sacrificing comfort. ▶ Includes two brackets that attach to the back of the L10 and provide loops for attaching the Soft Handle. ▶ Handle contains a pen storage slot suitable for either of the Long pens/stylus. ▶ Handle can be ordered with or without pen/stylus. Soft Handle kit w/Long Active Pen/Stylus (410061) requires tablet with Active Display (digitizer screen) option. ▶ Optional detachable Shoulder Strap (400005) attaches to the D-rings on the Soft Handle for carrying long distances and freeing up hands. ▶ Not compatible with XPAD which includes an integrated handle. ▶ Not compatible with ATEX/IECEX versions of L10 which have a thicker armored case. ▶ Dimensions and Weight: <ul style="list-style-type: none"> - Length: 16 inches (405 mm) - Width: 1.125 inches (28mm) - Weight: 1.4 oz (40 grams) 	
<p>410057</p>		<p>Shoulder Strap KIT</p>	<ul style="list-style-type: none"> ▶ Shoulder Strap attaches to the top of XSLATE/XBOOK or XPAD tablets. ▶ Kit includes two brackets that attach to the back of the L10 and provide loops for attaching the Shoulder Strap (400005). ▶ Ideal for hands-free, long-distance carrying, and it is adjustable for height. ▶ Wide strap enhances comfort and can be easily attached and detached via clips. ▶ Adjustable to maximum length of 4.1 ft (1.28 m) ▶ Strap width 1.5 in (3.8 cm) ▶ Not compatible with ATEX/IECEX versions of L10 which have a thicker armored case. 	
<p>KIT-L10A-ENBLE-01</p>		<p>Shoulder Strap Bundle KIT</p>	<ul style="list-style-type: none"> ▶ Bundle Kit includes: <ul style="list-style-type: none"> - Should Strap KIT (410057) - Replacement Screen Protectors (400022) - Short Passive Stylus w/Tether Cord (440007) 	

<p>Ultima Case (3rd party) *</p> <p>AJ3953DW</p> <p>https://www.ultimacase.com/</p>		<p>Shoulder Strap for XPAD</p>	<ul style="list-style-type: none"> ▶ Lightweight webbing for comfort. ▶ Shoulder strap attaches to device with screws for secure holding. ▶ Each end adjustable with slide to lengthen strap. ▶ Minimalist comfort pad for retail use of device. ▶ Screws included. ▶ RoHS and REACH compliant. 	
<p>410059</p>		<p>Carrying Case / Operations Case for XPAD</p>	<ul style="list-style-type: none"> ▶ Professional-grade carrying case designed specifically for the L10-Series Tablet. ▶ Provides easy access to power button, both cameras and ports. ▶ Includes two storage locations for stylus/pens. ▶ Includes Velcro adjustable strap on rear of case allowing for single handed use by slipping hand/forearm through strap. Strap can also be easily removed. ▶ Includes detachable padded shoulder strap for carrying long distances and freeing up hands. ▶ Only compatible with XPAD configurations. ▶ Not compatible with ATEX/IECEX versions of L10 which have a thicker armored case. 	
<p>410058</p>		<p>Carrying Case / Operations Case for XSLATE</p>	<ul style="list-style-type: none"> ▶ Professional-grade carrying case designed specifically for the L10-Series Tablet. ▶ Integrated handle provides convenient carrying option. ▶ Provides easy access to power button, both cameras and ports. ▶ Includes two storage locations for stylus/pens. ▶ Includes Velcro adjustable strap on rear of case allowing for single handed use by slipping hand/forearm through strap. Strap can also be easily removed. ▶ Includes detachable padded shoulder strap for carrying long distances and freeing up hands. ▶ Only compatible with XSLATE configurations. ▶ Not compatible with ATEX/IECEX versions of L10 which have a thicker armored case. 	
<p>400005</p>		<p>Shoulder Strap</p>	<ul style="list-style-type: none"> ▶ Allows for carrying the L10 series long distances while freeing up hands. ▶ Strap is included with Shoulder Strap KIT (410057). ▶ NOTE: This is a different strap than the strap included with Carrying Cases (410058 and 410059). 	<p>Requires strap attachment points on L10 which is provided by Soft Handle (410052, 410061 or 410062).</p>

<p>custom (3rd party) *</p> <p>Elegant Packaging Suzanne McClure Vice President +1-708-656-9581 suzanne@elegantpackaging.com</p>		<p>Custom Case designs</p>	<p>► Custom designed L10 cases - can be designed with customer logos, corporate colors, device screen protection, extra storage pockets, etc.</p>	
--	---	----------------------------	---	--

Vehicle Cradles and Holders

Powered Cradles and Holders (provides device charging and/or communication)

Part Number	Picture	Description	Notes	Required Items
300142		Vehicle Dock - powered with xDIM module	<ul style="list-style-type: none"> ▶ Holds rugged tablet in place under extreme vibration and stress. - Shock and Vibration: Minimum Integrity Vibration: Category 24 Unit is not operating (Tablet with Dock and Vehicle Kit) MIL-STD-810G, Method 514.6, Procedure I - Vehicle Vibration: Unit is operating (Tablet with Dock and Vehicle Kit) MIL-STD-810G, US Highway Truck and Composite Wheel, Method 514.6C-1 and 514.6C-3 - Functional Shock: 40 g operating (peak); 11 ms, saw tooth 6+/- shocks x 3-axis=18 shocks MIL-STD-810G, Method 516.6, Procedure I ▶ Barrel-style keylock provides secure vehicle docking. Includes two keys. All locks use a common key. ▶ Easy one-hand release allows for fast "grab and go" transitions between the vehicle, field, and office. ▶ Resistant to water and dust ingress (IP55). ▶ Provides charging via included Cigarette Lighter adapter - compatible with 12-14V vehicle systems. This can save hundreds of dollars in installation costs. ▶ E-Mark certified for 12V vehicle systems. ▶ Provides two USB 2.0 ports which are powered from the tablet. External power not required for ports to operate. Max combined output between ports is 1.5A. ▶ USB ports capable of providing enough current for DS3608-ER in default full-power mode. ▶ USB cables should be terminated in dry area of the vehicle. ▶ Compatible with all L10 series models except ATEX/IECEX versions of L10 which have a thicker armored case. ▶ Supports VESA 100x50, VESA 100x100 and AMPS hole mounting patterns. ▶ Includes four 10-32 7/8" pan head Phillips screws, nylock nuts and four #10 washers which are needed when using most RAM mount brackets. * * Cradles manufactured prior to late 2020 will include four 10-32 3/4" pan head Phillips screws and nylock nuts for mounting. ▶ For other powering options besides 12-14V Cigarette Lighter Adapter, see section below. 	

<p>CRD-VEHDOCK1-01</p>		<p>Vehicle Dock - powered with xDIM module, with screw-on power connector and rear facing cable exit</p>	<ul style="list-style-type: none"> ▶ Holds rugged tablet in place under extreme vibration and stress. - Shock and Vibration: Minimum Integrity Vibration: Category 24 Unit is not operating (Tablet with Dock and Vehicle Kit) MIL-STD-810G, Method 514.6, Procedure I - Vehicle Vibration: Unit is operating (Tablet with Dock and Vehicle Kit) MIL-STD-810G, US Highway Truck and Composite Wheel, Method 514.6C-1 and 514.6C-3 - Functional Shock: 40 g operating (peak); 11 ms, saw tooth 6+/- shocks x 3-axis=18 shocks MIL-STD-810G, Method 516.6, Procedure I ▶ Barrel-style keylock provides secure vehicle docking. Includes two keys. All locks use a common key. ▶ Easy one-hand release allows for fast "grab and go" transitions between the vehicle, field, and office. Includes integrated Vehicle Alignment Guide (CRD-L10-VEHALIGN1-01) to ensure easy operation. ▶ Resistant to water and dust ingress (IP55). ▶ E-Mark certified for 12V vehicle systems. ▶ Provides two USB 2.0 ports which are powered from the tablet. External power not required for ports to operate. Max combined output between ports is 1.5A. ▶ USB ports capable of providing enough current for DS3608-ER in default full-power mode. ▶ USB cables should be terminated in dry area of the vehicle. ▶ Compatible with all L10 series models except ATEX/IECEX versions of L10 which have a thicker armored case. ▶ Supports VESA 100x50, VESA 100x100 and AMPS hole mounting patterns. ▶ Includes four 10-32 7/8" pan head Phillips screws, nylock nuts and four #10 washers which are needed when using most RAM mount brackets. ▶ Power and USB cables exit from the back/rear side of dock vs. from the bottom like 300142. This may allow the dock to be installed in more confined spaces. ▶ Power cable uses a screw-on connector to ensure a tight, worry-free connection. Requires 300137 Power Cable Kit. ▶ Power and USB cable lengths are 14 cm (5.5"). 	<ul style="list-style-type: none"> ▶ Direct Wire Power Cable Kit to Vehicle Docks, screw-on locking connector (300137) ▶ If vehicle provides more than 12-14V additional accessories may be required. See Vehicle Power Supplies for connecting to ZEBRA L10 docks section below.
------------------------	--	---	--	--

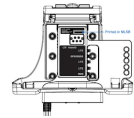
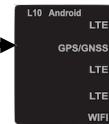
300144






Vehicle Dock - powered with xDIM module and RF Pass Through Antennas



- ▶ Holds rugged tablet in place under extreme vibration and stress.
- **Shock and Vibration:** Minimum Integrity Vibration: Category 24 | Unit is not operating (Tablet with Dock and Vehicle Kit) | MIL-STD-810G, Method 514.6, Procedure I
- **Vehicle Vibration:** Unit is operating (Tablet with Dock and Vehicle Kit) | MIL-STD-810G, US Highway Truck and Composite Wheel, Method 514.6C-1 and 514.6C-3
- **Functional Shock:** 40 g operating (peak); 11 ms, saw tooth 6+/- shocks x 3-axis=18 shocks | MIL-STD-810G, Method 516.6, Procedure I
- ▶ Barrel-style keylock provides secure vehicle docking. Includes two keys. All locks use a common key.
- ▶ Easy one-hand release allows for fast "grab and go" transitions between the vehicle, field, and office.
- ▶ Resistant to water and dust ingress (IP55).
- ▶ Provides charging via included Cigarette Lighter adapter - compatible with 12-14V vehicle systems. This can save hundreds of dollars in installation costs.
- ▶ E-Mark certified for 12V vehicle systems.
- ▶ Provides two USB 2.0 ports which are powered from the tablet. External power not required for ports to operate. Max combined output between ports is 1.5A.
- ▶ USB ports capable of providing enough current for DS3608-ER in default full-power mode.
- ▶ USB cables should be terminated in dry area of the vehicle.
- ▶ Dock provides the following antenna connections:
 - For Windows L10 units:**
 - MIMO WWAN (2 connections)
 - MIMO WLAN (2 connections)
 - GPS antenna pass-through connection for improved in-vehicle signal strength and throughput
 - For Android L10 units:**
 - MIMO WWAN (3 connections)
 - MIMO WLAN (1 connection)
 - GPS antenna pass-through connection for improved in-vehicle signal strength and throughput
- NOTE: external antennas and cables purchased separately.
- ▶ NOTE: Antenna ports on dock are labeled for Windows configs. Additional overlay label is included for Android devices and must be installed by the user.
- ▶ Compatible with all L10 series models with antenna pass-through on back of tablet option.
- ▶ Not compatible with ATEX/IECEX versions of L10 which have a thicker armored case.
- ▶ Not compatible with Kickstand or Kickstrap options.
- ▶ Supports VESA 100x50, VESA 100x100 and AMPS hole mounting patterns.
- ▶ Includes four 10-32 7/8" pan head Phillips screws, nylock nuts and four #10 washers which are needed when using most RAM mount brackets. *
- * Cradles manufactured prior to late 2020 will include four 10-32 3/4" pan head Phillips screws and nylock nuts for mounting.
- ▶ For other powering options besides 12-14V Cigarette Lighter Adapter, see section below.

- ▶ External antennas and cables - see Mobile Mark antenna options below.
- ▶ See PMB 10525 for details on difference between Windows and Android antenna outputs.



<p>CRD-L10W-XVEHCOMS11-01 (no external antenna ports)</p> <p>CRD-L10W-XVEHCOMS21-01 (with external antenna ports)</p>		<p>Gamber Johnson Vehicle Docks for WINDOWS L10 configurations</p>	<ul style="list-style-type: none"> ▶ Designed for rugged vehicle/fork lift operations. ▶ Provides the following ports: <ul style="list-style-type: none"> - Power (barrel jack) - 2 USB 3.0 providing 900maH current - 2 USB 2.0 providing 500maH current - 1 hidden USB port behind access door - 1 powered serial port (via Pin 9) - 3.5mm speaker/headphone - 3.5mm microphone - HDMI - VGA - 1 Ethernet port - External antenna ports (based on SKU) ▶ Two USB 900maH USB ports can power DS3508-ER/DS3608-ER in default full power mode. ▶ Serial port includes switch for enabling/disabling power to pin 9. When enabled can power the DS3508-ER/DS3608-ER in default full power mode. ▶ LED indicator lights show when "tablet is docked" and "dock is powered" ▶ Compatible with all L10 series models except ATEX/IECEX versions which have a thicker armored case. ▶ Supports VESA 75mm, 50 x 100MM, AMPS, NEC mounting patterns. ▶ Includes key lock. 	<p><u>To Power Cradle:</u> Via vehicle: ▶ Lind power supply, see power supply section below.</p> <p>▶ See Mobile Mark antenna options below for Windows dock with external antenna option. Requires L10 with pass-through antenna option.</p>
<p>CRD-L10A-XVEHCOMS11-01 (no external antenna ports)</p> <p>CRD-L10A-XVEHCOMS21-01 (with external antenna ports)</p>		<p>Gamber Johnson Vehicle Docks for ANDROID L10 configurations</p>	<ul style="list-style-type: none"> ▶ Designed for rugged vehicle/fork lift operations. ▶ Provides the following ports: <ul style="list-style-type: none"> - Power (barrel jack) - 2 USB 3.0 providing 900maH current - ports operate as USB 2.0 - 2 USB 2.0 providing 500maH current - 1 hidden USB port behind access door - 1 powered serial port (via Pin 9) - 3.5mm speaker/headphone - 3.5mm microphone - External antenna ports (based on SKU) ▶ Two USB 900maH USB ports can power DS3508-ER/DS3608-ER in default full power mode. ▶ Serial port includes switch for enabling/disabling power to pin 9. When enabled can power the DS3508-ER/DS3608-ER in default full power mode. ▶ LED indicator lights show when "tablet is docked" and "dock is powered" ▶ Compatible with all L10 series models except ATEX/IECEX versions which have a thicker armored case. ▶ Supports VESA 75mm, 50 x 100MM, AMPS, NEC mounting patterns. ▶ Includes key lock. 	<p><u>To Power Cradle:</u> Via vehicle: ▶ Lind power supply, see power supply section below.</p> <p>▶ See Mobile Mark antenna options below for Android dock with external antenna option. Requires L10 with pass-through antenna option.</p>
<p>Gamber Johnson (3rd party) * various SKUs</p> <p>http://www.gamberjohnson.com</p>		<p>additional Gamber Johnson Vehicle Docks</p>	<ul style="list-style-type: none"> ▶ Designed for rugged vehicle/fork lift operations. ▶ Supports VESA 75mm, 50 x 100MM, AMPS, NEC mounting patterns. 	

<p>ProClip (3rd party) *</p> <p>216090</p> <p>http://www.proclipusa.com/category/zebra</p>		<p>ProClip Vehicle Dock</p>	<ul style="list-style-type: none"> ▶ Lightweight vehicle cradle withstands the bumps and turns of the road while keeping the tablet steady for navigational use. ▶ Cradle design does not block access to the L10's rear facing camera. ▶ Barrel-style keylock provides secure vehicle docking. ▶ Compatible with all L10 series models (XSLATE/XPAD) except ATEX/IECEX versions which have a thicker armored case. ▶ Not compatible with units with rear accessories or expansion modules (i.e. kickstand, kickstrap, serial port module, RFID module, etc.) ▶ NOTE: Does not include power or USB communication support, must order and install xDIM Module (300140) to provide this. 	<ul style="list-style-type: none"> ▶ xDIM Module G3 with Cigarette Lighter Adapter (300140). <p>Vehicle Dock will only function as passive/un-powered holder unless the xDIM Module is installed.</p> 
<p>various (3rd party) *</p> <p>https://www.rammount.com</p>		<p>RAM Vehicle Docks</p>	<ul style="list-style-type: none"> ▶ Cradle/holders for L10 XSLATE configs - for Vehicle/Forklift/Wall installations ▶ Various Cradle options: <ul style="list-style-type: none"> - Passive only (holds device) - Charge-Only - Charge and single USB option - single port (for Printer, Keyboards, mouse, scanners) - Charge and dual USB option - (for Printer, Keyboards, mouse, scanners) - Key Locking or combination lock options ▶ Not compatible with XPad configs 	
<p>Un-Powered Cradles and Holders (passive holders, no charging support)</p>				
Part Number	Picture	Description	Notes	Required Items


<p>300139</p>		<p>Vehicle Dock - passive/un-powered</p>	<ul style="list-style-type: none"> ▶ Holds rugged tablet in place under extreme vibration and stress. - Shock and Vibration: Minimum Integrity Vibration: Category 24 Unit is not operating (Tablet with Dock and Vehicle Kit) MIL-STD-810G, Method 514.6, Procedure I - Vehicle Vibration: Unit is operating (Tablet with Dock and Vehicle Kit) MIL-STD-810G, US Highway Truck and Composite Wheel, Method 514.6C-1 and 514.6C-3 - Functional Shock: 40 g operating (peak); 11 ms, saw tooth 6+/- shocks x 3-axis=18 shocks MIL-STD-810G, Method 516.6, Procedure I ▶ Barrel-style keylock provides secure vehicle docking. Includes two keys. All locks use a common key. ▶ Easy one-hand release allows for fast "grab and go" transitions between the vehicle, field, and office. ▶ Resistant to water and dust ingress (IP55). ▶ Compatible with all L10 series models except ATEX/IECEX versions which have a thicker armored case. ▶ Can be converted to powered cradle w/USB ports (same as 300142) by installing optional xDIM Module G3 with Cigarette Lighter Adapter (300140). ▶ Supports VESA 100x50, VESA 100x100 and AMPS hole mounting patterns. ▶ Includes four 10-32 7/8" pan head Phillips screws, nylock nuts and four #10 washers which are needed when using most RAM mount brackets. * * Cradles manufactured prior to late 2020 will include four 10-32 3/4" pan head Phillips screws and nylock nuts for mounting. 	
<p>Gamber Johnson (3rd party) *</p> <p>7110-1292</p> <p>http://www.gamberjohnson.com</p>		<p>Gamber Johnson Vehicle Dock - passive/un-powered</p>	<ul style="list-style-type: none"> ▶ Rugged, lightweight vehicle cradle withstands the bumps and turns of the road while keeping the tablet steady for navigational use. ▶ Barrel-style keylock provides secure vehicle docking. ▶ Easy one-hand release allows for fast "grab and go" transitions between the vehicle, field, and office. ▶ Compatible with all L10 series models except ATEX/IECEX versions which have a thicker armored case. ▶ Can be converted to powered cradle w/communication ports by installing optional L10 Docking Station Module (see website). ▶ Supports VESA 75mm, 50 x 100MM, AMPS, NEC mounting patterns. 	



<p>ProClip (3rd party) *</p> <p>216090</p> <p>http://www.proclipusa.com/category/zebra</p>		<p>ProClip Vehicle Dock - passive/un-powered</p>	<ul style="list-style-type: none"> ▶ Lightweight vehicle cradle withstands the bumps and turns of the road while keeping the tablet steady for navigational use. ▶ Cradle design does not block access to the L10's rear facing camera. ▶ Barrel-style keylock provides secure vehicle docking. ▶ Compatible with all L10 series models (XSLATE/XPAD) except ATEX/IECEX versions which have a thicker armored case. ▶ Not compatible with units with rear accessories or expansion modules (i.e. kickstand, kickstrap, serial port module, RFID module, etc.) ▶ Can be converted to powered cradle w/USB ports by installing Zebra xDIM Module G3 with Cigarette Lighter Adapter (300140). 	
<p>various (3rd party) *</p> <p>https://www.rammount.com</p>		<p>RAM Vehicle Cradles/holders</p>	<ul style="list-style-type: none"> ▶ Cradle/Holders for L10 XSLate configs - for Vehicle/Forklift/Wall installations ▶ Various Cradle options: <ul style="list-style-type: none"> - Key Locking or combination lock options ▶ Not compatible with XPad configs 	






Vehicle Mounting Hardware and Accessories




see additional mounting options in the Common Mounting Systems TAG

NOTE: When using RAM Mount hardware L10 series can use RAM C-size (1.5") or D-size (2.25") ball mounts





Part Number	Picture	Description	Notes	Required Items
<p>300140</p>		<p>xDIM Module G3 with Cigarette Lighter Adapter</p>	<ul style="list-style-type: none"> ▶ Module provides Cigarette Lighter Adapter charging and 2 USB ports to L10 Series Vehicle Dock - passive/un-powered (300139). ▶ Provides charging via included Cigarette Lighter adapter - compatible with 12-14V vehicle systems. This can save hundreds of dollars in installation costs. ▶ E-Mark certified for 12V vehicle systems. ▶ Provides two USB 2.0 ports which are powered from the tablet. External power not required for ports to operate. ▶ USB ports capable of providing enough current for DS3608-ER in default full-power mode. ▶ USB cables should be terminated in dry area of the vehicle. ▶ For other powering options besides 12-14V Cigarette Lighter Adapter, see section below. 	<p>Vehicle Dock - passive/un-powered (300139)</p>





<p>CRD-L10-VEHALIGN1-01</p>		<p>Alignment Guide for Docking Cradles.</p>	<ul style="list-style-type: none"> ▶ Guide helps to align L10 unit into docking cradles to ensure a good electrical connection with cradle pins. ▶ Guide can be easily installed in cradle without uninstalling from the vehicle. Attaches using two screws. ▶ Can be used with the following cradles: <ul style="list-style-type: none"> - 300142 - Vehicle Dock - powered with xDIM module - 300139 - Vehicle Dock - passive/non-powered ▶ Guide comes pre-installed on <i>Vehicle Dock - powered with xDIM module, with screw-on power connector and rear facing cable exits</i> (CRD-VEHDOCK1-01) 	
<p>Mobile Mark (3rd party) *</p> <p>LTM502-3C3C3C3C2C - various SKUs</p> <p>(C in SKU denotes normal SMA for all connectors)</p> <p>https://www.mobilemark.com</p>		<p>Mobile Mark LTM502 series Global Cellular, WiFi, GPS External Antenna - for L10 WINDOWS configurations</p>	<ul style="list-style-type: none"> ▶ Typically used with Vehicle Dock - powered with xDIM module and RF Pass Through Antennas (300144) . ▶ The 5-cable "500" series LTM antennas include two Cellular antennas, two WiFi antennas and one GPS antenna. This provides MIMO (multiple-input-multiple-output) coverage for both Cellular and WiFi. ▶ Antenna is ideal for fleet management systems that combine GPS with a broadband cellular modem as well as a WiFi MIMO. ▶ Designed to cover all Cellular frequencies worldwide. Covers: 694-960 & 1710-3700 MHz. ▶ Measures 5.5" (140 mm) in diameter with a low profile of 2.38" (60.4 mm). Takes up significantly less space than multiple antennas. ▶ Antenna versions available for surface mounting or magnetic mounting. ▶ NOTE: Not compatible with L10ax units. Use Mobile Mark LTMG931 series instead. 	<p>Vehicle Dock - powered with xDIM module and RF Pass Through Antennas (300144)</p>
<p>Mobile Mark (3rd party) *</p> <p>LTMG9313C3C3CW3CG2C WHT180SP580 (bolt/surface mounting)</p> <p>MLTMG9313C3C3CW3CG2 CWT180SP580 (magnetic mount)</p> <p>(C in SKU denotes normal SMA for all connectors)</p> <p>https://www.mobilemark.com</p>		<p>Mobile Mark LTMG931 series Global Cellular, WiFi, GPS External Antenna - for L10 ANDROID and L10ax WINDOWS configurations</p>	<ul style="list-style-type: none"> ▶ Typically used with Vehicle Dock - powered with xDIM module and RF Pass Through Antennas (300144) . ▶ The 5-cable LTM series antennas include three Cellular antennas, one WiFi antenna and one GPS antenna. ▶ Antenna is ideal for fleet management systems that combine GPS with a broadband cellular modem as well as WiFi. ▶ Designed to cover all Cellular frequencies worldwide. Covers: 694-960 & 1710-3700 MHz. ▶ Measures 5.5" (140 mm) in diameter with a low profile of 2.38" (60.4 mm). Takes up significantly less space than multiple antennas. ▶ Antenna versions available for surface mounting or magnetic mounting. 	<p>Vehicle Dock - powered with xDIM module and RF Pass Through Antennas (300144)</p>



<p>Mobile Mark (3rd party) *</p> <p>MGRM3-2400-1C-BLK-120</p> <p>https://www.mobilemark.com</p>		<p>Mobile Mark WiFi Only antenna - for L10 ANDROID configurations</p>	<ul style="list-style-type: none"> ▶ External antenna may provide additional WiFi coverage in challenging environments. ▶ Antenna supports 2.4Ghz only. ▶ Magnetic mount can easily be installed on top of forklift cab. ▶ Antenna cable length is 6 ft. ▶ Only compatible with Android configurations which use a single external WiFi antenna connector. 	<ul style="list-style-type: none"> ▶ Vehicle Dock - powered with xDIM module and RF Pass Through Antennas (300144) ▶ Must install antenna port terminators on the remaining four unused Vehicle Dock ports (Amphenol RF 132360).
<p>Amphenol RF (3rd party) *</p> <p>132360</p> <p>https://www.amphenolf.com</p>		<p>SMA Antenna Terminator for Vehicle Dock, 50 Ohm</p>	<ul style="list-style-type: none"> ▶ 4 terminators are required to cap the unused ports of the Vehicle Dock with Pass Through Antenna (300144) when using the WiFi-only antenna (MGRM3-2400-1C-BLK-120) 	
<p>350144 (Zebra SKU)</p> <p>includes Blank-It USB sensor only. Requires software subscription from Blank-It.</p> <p>Blank-It (3rd party) *</p> <p>BL-205</p> <p>https://www.blank-it.com</p>		<p>Blank-It Screen Blanking solution</p>	<ul style="list-style-type: none"> ▶ Solution will turn off the device's display when the vehicle is in motion to prevent distracted driving. ▶ USB Sensor Hardware and software providing the following: <ul style="list-style-type: none"> - Screen Blanking - GPS support & integration - 'Screen Saver' Feature - 'Sleep' Feature - Nominated Programs - Blank-it Browser - Passenger Viewing ▶ USB Sensor can be installed in Gamber Johnson Rugged Mount Forklift Cradle's hidden USB port behind access door to prevent solution from being disabled. 	
<p>RAM-D-246U (3rd party) *</p> <p>https://www.rammount.com</p>		<p>RAM VESA Plate Base - D size</p>	<ul style="list-style-type: none"> ▶ RAM D-size (2.25") ball connected to a 4.75" square plate with 4x100mm holes and 4x75mm holes in each corner. ▶ Includes 4 shoulder washers needed when mounting L10 vehicle docks. 	
<p>350025</p>		<p>RAM Forklift mounting Kit</p>	<ul style="list-style-type: none"> ▶ Typically used to mount L10 Vehicle Docks to forklifts ▶ Includes VESA Base Plate (RAM-D-246U), Double Socket Medium 8.44" Arm (RAM-D-201U) and Clamp Base (RAM-D-247U-25) ▶ Uses RAM P/N RAM-D-246U, RAM-D-201U, RAM-D-247U-25 	<ul style="list-style-type: none"> ▶ Zebra L10 Vehicle Docks manufactured prior to late 2020 may require four #10 washers.

<p>CRD-ET8X-M-KBBK1-01</p>		<p>Keyboard Support Bracket</p>	<ul style="list-style-type: none"> ▶ Attaches to rear of docks and provides these hole pattern for mounting external keyboards: <ul style="list-style-type: none"> - VESA 75mm x 75mm - AMPS 38mm x 30mm vertical - AMPS 30mm x 38mm horizontal ▶ Hole patterns for attaching to docking cradles include: <ul style="list-style-type: none"> - VESA 100mm x 100mm - VESA 100mm x 50mm - VESA 75mm x 75mm 	
<p>241372 (3rd party) *</p> <p>https://www.proclipusa.com</p>		<p>ProClip Keyboard Mount</p>	<ul style="list-style-type: none"> ▶ Adjustable keyboard tray with AMPS holes for various keyboards ▶ Attaches to rear of L10 series Vehicle Docks or Industrial Dock. ▶ Uses multiple AMPS hole patterns and VESA 75 & 100 for easy mounting. 	<ul style="list-style-type: none"> ▶ Requires longer screws for attaching to L10 cradles. Replace screws included on cradle with four #10-32 7/8" length pan head screws.
<p>216261 (3rd party) *</p> <p>https://www.proclipusa.com</p>		<p>ProClip Folding Keyboard Mount</p>	<ul style="list-style-type: none"> ▶ Foldable design to save space when not in use ▶ Tension hinge keeps the angle of the tray ▶ Multiple AMPS, VESA75 and VESA100 mount points in M4 hole size ▶ Top, bottom or back mounting for vehicles and forklifts ▶ Wide bottom plate for supporting keyboards with integrated touch pads and large dimensions ▶ Can be used with most ProClip tablet holders or Zebra L10 Vehicle Docks. ▶ NOT compatible with R12 series Secure Mobile Docks due to the shorter length of the docks' mounting studs. 	
<p>Misc</p>				
Part Number	Picture	Description	Notes	Required Items

400022		Replacement Screen Protector (pack of 3)	<ul style="list-style-type: none"> ▶ Shatter-Resistant Screen Protector Film is an anti-glare, thin protective film with a coating designed to reduce reflections and give a clear, sharp display view even in brightly-lit conditions. ▶ Compatible with L10 standard touch screen and Active Display (digitizer) configurations to offer additional protection against everyday scratches. ▶ This screen protector is included on every L10 tablet model and is available in this 3-pack for replacement of the originally-installed screen protector. 	
440036		Long Active Pen/Stylus	<ul style="list-style-type: none"> ▶ Compact digitizer Pen (Wacom based) provides precision and comfort when writing and annotating on the L10 tablet is needed. ▶ Allows for a large range of pressure sensitivity, tilt detection and hover capability. Features one button. ▶ Requires Active Display (Digitizer Screen) option in the tablet. ▶ Does not include tether cord. Order Tether Cord (SG-ET5X-SLTETR-01) if required. ▶ Pen stores easily in the integrated garage in the XPAD L10 or the Soft Handle (410052) garage of the XSLATE L10 and XBOOK L10. ▶ This stylus is included with any L10-Android and L10-Pentium series XPAD units with ViewAnywhere Active displays. 	Soft Handle (410052) required to store Pen in integrated garage when using XSLATE or XBOOK.
440043		Long Passive ePen/Stylus for L10/L10 Android (Long Capacitive Pen)	<ul style="list-style-type: none"> ▶ Compact digitizer Pen provides precision and comfort when writing and annotating on the L10 tablet is needed. ▶ Features 1.5 mm tip that provides pinpoint accuracy for easy writing and annotating on tablet and enables pressure sensitivity. ▶ Features 2 mouse click buttons. ▶ Uses one AAAA battery, included. ▶ The estimated battery life is 6 months and the pen automatically goes into sleep mode after 30 seconds. The user should wake the pen from sleep mode before using it by pressing the stylus button. ▶ Does not require Digitizer Screen option in the tablet. ▶ Pen stores easily in the integrated garage in the XPAD L10 or the Soft Handle (410052) garage of the XSLATE L10 and XBOOK L10. ▶ This stylus is included with L10-Android and L10-Pentium series units with Standard or ViewAnywhere non-Active displays, but will work with active displays, too. ▶ Does not include tether cord. Order Tether Cord (SG-ET5X-SLTETR-01) if required. ▶ Not compatible with L10ax units. Use SG-ET8X-STYLUS1-01 instead. 	▶ Soft Handle (410052) required to store Pen in integrated garage when using XSLATE or XBOOK.




SG-ET8X-STYLUS1-01		<p>Long Passive ePen/Stylus for L10ax (Long Capacitive Pen)</p>	<ul style="list-style-type: none"> ▶ Allows for a large range of pressure sensitivity, tilt detection and hover capability. ▶ Supports Microsoft Pen Protocol (MPP) 2.0 ▶ Uses one AAAA battery, included. ▶ Pen stores easily in the integrated garage in the L10ax XPAD or the Soft Handle (410052) garage of the L10ax XSLATE and can also be tethered to tablet with Coiled Tether (SG-ET5X-SLTETR-01). ▶ This stylus is the recommended optional stylus for use with L10ax XPAD units with ViewAnywhere non-Active displays. Will also work with active display. Stylus is <u>not</u> included with L10ax XPAD with ViewAnywhere non-Active display. ▶ Not compatible with L10 or L10 Android units. Use 440043 instead. ▶ Does not include tether cord. Order Tether Cord (SG-ET5X-SLTETR-01) if required. 	<ul style="list-style-type: none"> ▶ Soft Handle (410052) required to store Pen in integrated garage when using L10ax XSLATE.
440037		<p>Short Active Pen/Stylus</p>	<ul style="list-style-type: none"> ▶ Compact digitizer Pen (Wacom based) provides precision and comfort when writing and annotating on the L10 tablet is needed. ▶ Allows for a large range of pressure sensitivity, tilt detection and hover capability. Features one button. ▶ Requires Active Display (Digitizer Screen) option in the tablet. ▶ Does not include tether cord. Order Tether Cord (SG-ET5X-SLTETR-01) if required. ▶ Pen stores easily in the integrated garage on the side of the XSLATE or XBOOK. ▶ This stylus is included with all L10 series XSLATE and XBOOK units with ViewAnywhere Active displays. 	
440007		<p>Short Passive Stylus w/Tether Cord (Short Capacitive Pen)</p>	<ul style="list-style-type: none"> ▶ Provides precision and comfort when writing and annotating on the L10 tablet is needed. ▶ Does not require Digitizer Screen option in the tablet. ▶ Includes attached tether to prevent loss. ▶ Pen stores easily in the integrated garage on the side of the XSLATE or XBOOK. ▶ This stylus is included with all L10 series XSLATE or XBOOK units with Standard or ViewAnywhere non-Active displays, but will work with active displays, too. 	
440042		<p>Active Stylus Tip Replacement Kit</p>	<ul style="list-style-type: none"> ▶ Replaces the stylus tip on Long or Short Active Stylus (440036 or 440037) 	



SG-ET5X-SLTETR-01		Coiled Tether for Stylus		
400015		Screen Cleaner	2 oz bottle	
S03030		Spare/Replacement SIM Card Tray	<ul style="list-style-type: none"> ▶ This is a spare or replacement SIM Card Tray that holds the cellular SIM card(s) under the L10's battery. ▶ Not compatible with L10ax units. ▶ NOTE: This is a Spare/Service Parts item. Order by contacting Zebra Support Center - see SMB 6233 for details. 	
ACC-L10-PLUGKIT02		Screw Hole Plug Cover Kit	<ul style="list-style-type: none"> ▶ Kit includes all rubber plugs (variety of 60+ plugs) that are used to fill in the screw holes on the back of L10 series devices. ▶ Allows the tablet to be cleaned easier since dirt and debris will not be collected in screw holes/cavities. ▶ Update to ACC-L10-PLUGKIT01 to provide improved fit. ▶ Not compatible with L10ax units. 	
Headset/Audio Accessories				
Wired Headsets and Audio Accessories				
Part Number	Picture	Description	Notes	Required Items

<p>ADP-USBC-35MM1-01</p>		<p>USB-C to 3.5mm Adapter Cable</p>	<ul style="list-style-type: none"> ▶ Adapter allows headsets with 3.5mm jack to connect to the L10A's USB-C port. This is required when using PTT Express on the L10A. PTT Express is not supported on the L10A via its 3.5mm headset jack. ▶ Adapter provides PTT button, volume up/volume down buttons. ▶ Adapter cable length is about 2.5 ft. (78 cm). ▶ Clip on rear of adapter allows cable to be wrapped for length management. ▶ PTT button functionality tested with the following headsets: <ul style="list-style-type: none"> - HDST-35MM-PTVP-02 <p>Both the PTT button on the headset and the adapter may be used. Other headsets with a PTT button not listed above may not work properly and their PTT button will not be detected. This includes: HDST-35MM-PTT1-01 and HDST-25MM-PTVP-01. PTT button on the adapter will need to be used instead.</p> <ul style="list-style-type: none"> ▶ Allows many Google compliant 3.5mm "consumer" headphones to function as a PTT headset while still allowing the headphone's "play/call/pause" button to operate as normal. 	
<p>HDST-35MM-PTVP-02</p>		<p>PTT Headset (3.5mm Locking jack)</p>	<ul style="list-style-type: none"> ▶ For Push-To-Talk (PTT) applications. ▶ Compatible with Zebra PTT Express and PTT Pro. ▶ Uses 3.5mm rugged jack that is keyed/collared for a locking failsafe connection. NOTE: L10A does not support this locking connection. ▶ Rotating earpiece allows for right or left ear configuration ▶ Built-in cord wrap ▶ mono with microphone ▶ includes clip for attaching PTT button to clothing. ▶ Either the PTT button on the headset or the PTT button on the required USB-C to 3.5mm Adapter (ADP-USBC-35MM1-01) can be used. ▶ Improved resistance to cleaning and sanitizing products vs. HDST-35MM-PTVP-01 	<ul style="list-style-type: none"> ▶ USB-C to 3.5mm Adapter Cable (ADP-USBC-35MM1-01)
<p>HDST-35MM-PTVP-01</p>		<p>PTT Headset (3.5mm Locking jack)</p>	<ul style="list-style-type: none"> ▶ To be discontinued 8/2023, now use HDST-35MM-PTVP-02 - see PMB 11077. ▶ For Push-To-Talk (PTT) applications. ▶ Compatible with Zebra PTT Express and PTT Pro. ▶ Uses 3.5mm rugged jack that is keyed/collared for a locking failsafe connection. NOTE: L10A does not support this locking connection. ▶ Rotating earpiece allows for right or left ear configuration ▶ Built-in cord wrap ▶ mono with microphone ▶ includes clip for attaching PTT button to clothing. ▶ Either the PTT button on the headset or the PTT button on the required USB-C to 3.5mm Adapter (ADP-USBC-35MM1-01) can be used. 	<ul style="list-style-type: none"> ▶ USB-C to 3.5mm Adapter Cable (ADP-USBC-35MM1-01)

Bluetooth Headsets and Audio Accessories


NOTE: Bluetooth headsets with PTT function not supported by Zebra PTT Express application. Check with Engineering to verify compatibility with Zebra PTT Pro application.


Part Number	Picture	Description	Notes	Required Items
See HS2100-HS3100 Accessories Document		HS3100 Rugged Bluetooth Headset for VDP applications	<ul style="list-style-type: none"> ▶ HD Voice, also known as Wide Band Audio, brings incredible audio clarity ▶ Built to handle the everyday inevitable drops ▶ Dustproof, sprayproof and waterproof ▶ Ready for the freezer and outdoor subzero temperatures ▶ Feather-light for extraordinary comfort ▶ Noise cancellation tuned for VDP (voice directed picking) applications. ▶ Not designed for the aggressive noise cancellation required for VoIP or voice calls. Headset's send level is not tuned to satisfy VoIP or voice standards and will result with audio being quieter at the far end and delivering more noise. ▶ Swap batteries on the fly — without losing the Bluetooth connection ▶ Split-second tap-to-pair simplicity using NFC. ▶ Detachable swivel boom minimizes costs. ▶ Swivelling boom mutes microphone allowing uses to prevent voice pick applications from recognizing non-voice pick conversations. ▶ User-replaceable pads and windscreens maximize comfort and hygiene ▶ 15 hours of battery power 	See HS2100/HS3100 Accessories Document for headset accessories
various Bluetooth models B550-XT B350-XT C400-XT C300-XT (3rd party)* http://www.blueparrott.com		BlueParrott Bluetooth Headsets	<ul style="list-style-type: none"> ▶ Various Bluetooth models available with options that include: <ul style="list-style-type: none"> - Blocking out 96% of background noise - Over 24 hours of talk time - NFC Tap to Pair capable - Bluetooth wireless range capable up to 300 ft. - Convertible wearing options: over the head, behind the neck. See BlueParrot site for model specific options.	
APTT1 (3rd party)* https://www.aina-wireless.com/		Aina Push-To-Talk (PTT) Bluetooth Voice Responder Remote Speaker/Mic (RSM)	<ul style="list-style-type: none"> ▶ Bluetooth speaker-microphone designed to work with different walkie talkie style Push-to-Talk applications, including Zebra PTT Pro (check with Zebra PTT Pro engineering team for current device/OS support). ▶ Includes clip for attaching device to clothing for lapel speaker/mic usage. ▶ Features several buttons which the application developers can assign to different functions. ▶ Users can remotely control functions such as push-to-talk, phone calls, channel switching and emergency alerts. ▶ Device is ruggedized, MIL-STD 810G and IP67. ▶ Long lasting battery designed for 24 hour approx battery life. Can be recharged via micro-USB port. ▶ Includes 3.5mm headset jack allowing headphones to be connected for keeping conversations more private. ▶ Can be easily paired to mobile computer using NFC tap-to-pair. 	

<p>BTR-155 (3rd party) *</p> <p>https://www.savoxaccessories.com</p>		<p>Savox BTR-155 Bluetooth Remote Speaker/Mic (RSM)</p>	<ul style="list-style-type: none"> ▶ Bluetooth speaker-microphone designed to work with different walkie talkie style Push-to-Talk applications, including Zebra PTT Pro (check with Zebra PTT Pro engineering team for current device/OS support). ▶ Includes clip for attaching device to clothing for lapel speaker/mic usage. ▶ Rugged wireless speaker microphone IP55. ▶ Allows cable-free movement ▶ Familiar speaker microphone functions; PTT and volume buttons ▶ Includes 2.5mm headset jack allowing headphones to be connected for keeping conversations more private. ▶ LED status indication ▶ High speaker volume ▶ Includes: <ul style="list-style-type: none"> - Savox RSM - Modular Wired earpiece - Wall Charger - USB Cable - Quick Start Guide - Carrying Strap 	
<p>various (3rd party) *</p> <p>http://stonemountainltd.com</p>		<p>Stone Mountain BluSkye Bluetooth Remote Speaker Mic (RSM)</p>	<ul style="list-style-type: none"> ▶ Bluetooth speaker-microphone designed to work with different walkie talkie style Push-to-Talk applications, including Zebra PTT Pro (check with Zebra PTT Pro engineering team for current device/OS support). ▶ Device is ruggedized, MIL-STD 810G and IP68. 	




Power Cords/Power Supplies





AC Cords and Power Supplies (for connecting directly to L10 tablet or Spare Battery Charger)



Part Number	Picture	Description	Notes	Required Items
450154		AC Power Supply	<ul style="list-style-type: none"> ▶ This power supply is included on L10 Windows and L10 Android tablets. It is required to be ordered separately on L10ax Windows tablets. ▶ Power supply also used when using the Spare Battery Charger (450166) in stand-alone mode. ▶ Uses IEC 320 C5 style AC Line Cord 	<ul style="list-style-type: none"> ▶ AC Line Cord (450040 - or country specific version)

450040 (for US)		AC Line Cord for Power Supply	<p>► NOTE: All L10 ANDROID devices ship with a US Line Cord (450040). Order an additional country specific AC Line Cord when using L10 Android devices in other countries.</p> <p>► IEC 320 C5 style Cord</p>	
450047 (for Australia/New Zealand)				
450042 (for EU)				
450041 (for UK)				
ACC-L10LINECORD-IN (for India)				
ACC-L10LINECORD-TW (for Taiwan)				
ACC-L10LINECORD-JP (for Japan)				
ACC-L10LINECORD-CN (for China)				


Vehicle Power Supplies (for connecting directly to L10 tablet)


Part Number	Picture	Description	Notes	Required Items
450140		Lind Cigarette Lighter Adapter (CLA) Kit to Tablet, for 12-16V vehicles	<p>► Typically used when in-vehicle charging via the L10's side power jack is needed. Not used with any docking station.</p> <p>► Designed for vehicles providing 12-16V power.</p> <p>► 20 volt output</p> <p>► Includes 36" length, 20 AWG, 1.7 mm x 5.5mm Right Angle tip connector cable (450142).</p> <p>► Can be converted to connect directly to vehicle power using Direct Wire Power Cable with inline fuse (450139).</p>	
450141		Lind Cigarette Lighter Adapter (CLA) Kit to Tablet, for 12-32V vehicles	<p>► Typically used when in-vehicle charging via the L10's side power jack is needed. Not used with any docking station.</p> <p>► Designed for vehicles providing 12-32V power.</p> <p>► 20 volt output</p> <p>► Includes 36" length, 20 AWG, 1.7 mm x 5.5mm Right Angle tip connector cable (450142).</p> <p>► Can be converted to connect directly to vehicle power using Direct Wire Power Cable (450134).</p>	
450151		Direct Wire Power Adapter Kit to Tablet, for 20-60V vehicles	<p>► Typically used when in-vehicle charging via the L10's side power jack is needed. Not used with any docking station.</p> <p>► Designed for vehicles providing 20-60V power.</p> <p>► 19 volt output</p> <p>► Uses 1.7 mm x 5.5mm tip connector</p>	

450139		Direct Wire Power Cable, with inline fuse	<ul style="list-style-type: none"> ▶ Used to connect Lind Cigarette Lighter Adapter (CLA) Kit for 12-16V vehicles (450140) directly to vehicle power. ▶ This cable replaces the Cigarette Lighter Adapter cable included with the CLA Kit (450140). ▶ Cable includes fuse assembly since the power block on 450140 does not contain a fuse. 	Lind Cigarette Lighter Adapter (CLA) Kit for 12-16V vehicles (450140)
450134		Direct Wire Power Cable	<ul style="list-style-type: none"> ▶ Used to connect Lind Cigarette Lighter Adapter (CLA) Kit for 12-32V vehicles (450141) directly to vehicle power. ▶ This cable replaces the Cigarette Lighter Adapter cable included with the CLA Kit (450141). ▶ Kit does not include fuse assembly since the power block on 450141 includes this. 	Lind Cigarette Lighter Adapter (CLA) Kit for 12-32V vehicles (450141)
450142		Lind Replacement Cigarette Lighter Adapter (CLA) Cable	<ul style="list-style-type: none"> ▶ This is a spare/replacement cable. Cable is normally included with Cigarette Lighter Adapter Kits (450140 or 450141). ▶ Cable connects the L10 tablet to the Lind power block. ▶ 36" length, 20 AWG, 1.7 mm x 5.5mm Right Angle tip connector cable. 	
XP2035-2396 (3rd party) * http://www.lindelectronics.com		Lind Cigarette Lighter Adapter (CLA) Kit	<ul style="list-style-type: none"> ▶ Typically used when in-vehicle charging via the L10's side power jack is needed. Not used with any docking station. ▶ 12-32 VDC input ▶ Includes: <ul style="list-style-type: none"> - Cigarette Lighter Plug 36" Input Cable - 5.5x1.7 36" Output Cable ▶ Low Input Voltage Disconnect ▶ High Input Voltage Disconnect ▶ Output Short Circuit Protection ▶ Output Overcurrent Protection ▶ Internal Over Temperature Protection ▶ Not recommended for use due to lack of strain relief on cable to L10 tablet. This may cause damage to the tablet. Use 450141 instead. 	




450012		Auto Shut-down Timer	<ul style="list-style-type: none"> ▶ Automatically turns mobile equipment on when vehicle engine is started. ▶ When engine is turned off timer can be configured to keep equipment on from 5 seconds to 4 hours. ▶ Will turn equipment off before pre-set time if voltage drops too low, preventing dead vehicle battery. ▶ Also disconnects power to equipment if over voltage condition occurs (+18V). ▶ LED indicators for on, off and timer. ▶ Compatible with 12V vehicle systems. ▶ Uses Lind SDT1230U-023 ▶ NOTE: Timer needs to be installed as the first component in the electrical circuit (prior to the power adapter). 	
CG-X (3rd party) * http://www.havis.com		Havis Charge-Guard Auto Shut-down Timer	<ul style="list-style-type: none"> ▶ Automatically turns mobile equipment on when vehicle engine is started. ▶ When engine is turned off timer can be configured to keep equipment on from 5 seconds to 18 hours. ▶ Will turn equipment off before pre-set time if voltage drops too low, preventing dead vehicle battery. ▶ Also disconnects power to equipment if over voltage condition occurs (+18V). ▶ Diagnostic LED helps troubleshoot voltage problems. ▶ Compatible with 12V vehicle systems. ▶ NOTE: Timer needs to be installed as the first component in the electrical circuit (prior to the power adapter). 	





AC Cords and Power Supplies (for connecting to Zebra L10 Docks)

Part Number	Picture	Description	Notes	Required Items
450165		Power Supply for Office Dock	▶ Used with Office Dock (300154 or 300148).	▶ AC Line Cord (23844-00-00P or country specific version)
450020		Replacement AC Power Supply for Industrial Dock	<ul style="list-style-type: none"> ▶ This is a spare/replacement power supply. This power supply normally ships with each Industrial Dock. ▶ 14V output, 5.5 x 2.5mm barrel jack connector. 	▶ AC Line Cord (450040 or country specific version)
23844-00-00R (for US) 450046 (for Australia/New Zealand) 450044 (for EU) 450045 (for UK)		AC Line Cord	<ul style="list-style-type: none"> ▶ Used with Office Dock Power Supply (450165). ▶ C13 style cord 	


450040 (for US)		AC Line Cord	<ul style="list-style-type: none"> ▶ Used with Industrial Dock Power Supply ▶ IEC 320 C5 style Cord 	
450047 (for Australia/New Zealand)				
450042 (for EU)				
450041 (for UK)				
ACC-L10LINECORD-IN (for India)				
ACC-L10LINECORD-TW (for Taiwan)				
ACC-L10LINECORD-JP (for Japan)				
ACC-L10LINECORD-CN (for China)				



Vehicle Power Supplies (for connecting to ZEBRA L10 docks)

Part Number	Picture	Description	Notes	Required Items
450019		Cigarette Lighter Adapter (CLA) to Vehicle Docks, for 12-32V vehicles	<ul style="list-style-type: none"> ▶ Typically used to connect Vehicle Docks (300142, 300144 or 300140) to vehicles providing 24V power via their cigarette lighter adapter. ▶ This cable kit replaces the Cigarette Lighter Adapter included on the Vehicle Dock. ▶ 5.5 x 2.5mm barrel jack connector. ▶ 12-32V input, 13V output ▶ Can be converted to connect directly to vehicle power using Direct Wire Power Cable (450134). 	
450134		Direct Wire Power Cable	<ul style="list-style-type: none"> ▶ Used to connect Lind Cigarette Lighter Adapter (CLA) for 12-32V vehicles (450019) directly to vehicle power. ▶ This cable replaces the Cigarette Lighter Adapter cable included with the CLA (450019). ▶ Kit does not include fuse assembly since the power block on 450019 includes this. 	Lind Cigarette Lighter Adapter (CLA) for 12-32V vehicles (450019)
300039		Direct Wire Power Cable Kit to Vehicle Docks, barrel jack connector	<ul style="list-style-type: none"> ▶ Used to connect Vehicle Docks (300142, 300144 or 300140) directly to vehicle power. ▶ Can connect Vehicle Docks directly to vehicles providing 12-14V power. ▶ Vehicles providing higher power require additional power converter, shown below. ▶ This cable kit replaces the Cigarette Lighter Adapter included on the Vehicle Dock. ▶ Kit includes wiring and fuse assembly. ▶ 5.5 x 2.5mm barrel jack connector. 	<ul style="list-style-type: none"> ▶ Requires additional power converter if vehicle provides more than 14V (i.e. 450083 or 450084).



300137		Direct Wire Power Cable Kit to Vehicle Docks, screw-on locking connector	<ul style="list-style-type: none"> ▶ Used to connect Vehicle Docks with screw-on power connector (CRD-VEHDOCK1-01) directly to vehicle power. ▶ Can connect Vehicle Docks directly to vehicles providing 12-14V power. ▶ Vehicles providing higher power require additional power converter, shown below. ▶ Kit includes wiring and fuse assembly. ▶ screw-on locking connector. 	<ul style="list-style-type: none"> ▶ Requires additional power converter if vehicle provides more than 14V (i.e. 450083 or 450084).
ACC-PWRCBL01		LXE/Honeywell Power Adapter Cable	<ul style="list-style-type: none"> ▶ Allows L10 Vehicle Docks to be powered from legacy LXE/Honeywell power cable. ▶ Forklifts wired for LXE/HON VX8, VX9 VM1, VM2, and VM3 can be easily converted to support L10 without re-wiring forklift. 	<ul style="list-style-type: none"> ▶ Vehicle Power DC Converter (450083) - needed to convert voltage to 13V required by L10. ▶ Direct Wire Power Cable Kit (300039)
450083		Vehicle Power DC Converter (9-60V)	<ul style="list-style-type: none"> ▶ Typically used with electric fork lifts. ▶ Accepts 9-60V (9A max) vehicle power and converts to 13.2V output. ▶ IEC 60068 Vibration, Shock, Bump, and Salt Mist tested 	Direct Wire Power Cable Kit (300039)
450084		Vehicle Power DC Converter (50-150V)	<ul style="list-style-type: none"> ▶ Typically used with electric fork lifts. ▶ Accepts 50-150V (2A max) vehicle power and converts to 13.2V output. ▶ IEC 60068 Vibration, Shock, Bump, and Salt Mist tested 	Direct Wire Power Cable Kit (300039)
CG-X (3rd party) * http://www.havis.com		Havis Charge-Guard Auto Shutoff Timer	<ul style="list-style-type: none"> ▶ Automatically turns mobile equipment on when vehicle engine is started. ▶ When engine is turned off timer can be configured to keep equipment on from 5 seconds to 18 hours. ▶ Will turn equipment off before pre-set time if voltage drops too low, preventing dead vehicle battery. ▶ Also disconnects power to equipment if over voltage condition occurs (+18V). ▶ Diagnostic LED helps troubleshoot voltage problems. ▶ Compatible with 12V vehicle systems. 	

Vehicle Power Supplies (for connecting to GAMBER-JOHNSON L10 docks)

Part Number	Picture	Description	Notes	Required Items
PWRS-L10GJ-12.16VDC-1-01		Lind 12-16V Auto Adapter for Gamber-Johnson dock	<ul style="list-style-type: none"> ▶ Input voltage 12-16Vdc. ▶ Output voltage 19Vdc. ▶ Output power 90W. ▶ Cigarette Lighter Adapter connection. ▶ Output cable length: 36" 	




PWRS-L10GJ-12.32VDC-1-01		Lind 12-32V Isolated Power Adapter for Gamber-Johnson dock	<ul style="list-style-type: none"> ▶ Input voltage 12-32Vdc. ▶ Output voltage 19Vdc. ▶ Output power 90W. ▶ Bare wire connection. ▶ Output cable length: 72" 	
PWRS-L10GJ-20.60VDC-1-01		Lind 20-60V Isolated Power Adapter for Gamber-Johnson dock	<ul style="list-style-type: none"> ▶ Input voltage 20-60Vdc. ▶ Output voltage 19Vdc. ▶ Output power 90W. ▶ Bare wire connection. ▶ Output cable length: 72" 	

Keyboards
See External Keyboards Technical Accessory Guide (TAG) for additional keyboard options.

Part Number	Picture	Description	Notes	Required Items
420095 (US English) 420096 (UK English) 420097 (DE German) 420098 (FR French) 420099 (ES Spanish)		Rugged Backlit Companion Keyboard	<ul style="list-style-type: none"> ▶ Keyboard offers a 2-in-1 laptop / tablet experience providing the mobility of a tablet and notebook-style support for data-intensive tasks. ▶ Includes full travel tactile feedback keyboard. ▶ Integrated touchpad supports two-finger and three-finger gestures. ▶ Keyboard can be easily removed from tablet before inserting into one of the docks. ▶ No need to charge the keyboard; it is powered by the tablet and communicates via bottom pin connectors on tablet. ▶ Keyboard closes to cover tablet display glass for added protection and convenience. Magnets keep closed keyboard in position. ▶ Keys are backlit ▶ IP65 sealing ▶ Not compatible with ATEX/IECEX versions of L10 which have a thicker armored case. ▶ NOTE: XBook ANDROID configurations will include this keyboard. XBook WINDOWS configurations will start including this keyboard after stock of the Standard Companion Keyboard run out (post July 2020). 	
various		Other Keyboard options	See External Keyboards Technical Accessory Guide (TAG) for other keyboard options.	

Batteries

Part Number	Picture	Description	Notes	Required Items
-------------	---------	-------------	-------	----------------

450148		<p>Standard Capacity Replacement Battery (36 WHr)</p>	<ul style="list-style-type: none"> ▶ This is the main battery that attaches to the back of the L10 series. ▶ Battery can be charged while in the rugged tablet or while in the battery charging slot provided in the L10-Series Docking Station. ▶ Power meter on battery takes the guesswork out of determining available battery life. ▶ Hot swappable enables 24x7 usage. ▶ 36 WHr Lithium-ion battery keeps tablet powered for up to 9.5 hours (L10ax) or 10 hours (L10) (Mobilemark 14). 	
450173		<p>ATEX Certified Standard Capacity Replacement Battery (36 WHr)</p>	<ul style="list-style-type: none"> ▶ This is the main battery that attaches to the back of L10 devices designed for ATEX / IECEx Zone 2 hazardous location environments. ▶ Battery can be charged while in the rugged tablet or while in the battery charging slot provided in the L10-Series Docking Station. ▶ Power meter on battery takes the guesswork out of determining available battery life. ▶ Hot swappable enables 24x7 usage. ▶ 36 WHr Lithium-ion battery keeps tablet powered for up to 10 hours (L10) (Mobilemark 14). 	
450149		<p>Extended Capacity Battery (98 WHr)</p>	<ul style="list-style-type: none"> ▶ Large 98 WHr Lithium-ion battery keeps tablet powered for up to 25 hours (L10ax) or 27 hours (L10) (Mobilemark 14). ▶ External LED indicates approximate remaining battery life ▶ Hot swappable enables 24x7 usage ▶ Battery pack attaches to the tablet using the Extended Battery Bracket kickstand. ▶ Not compatible with ATEX/IECEx versions of L10 which have a thicker armored case. 	<p>Kickstand Extended Battery Bracket kit (410056)</p>