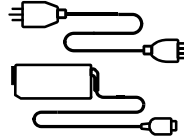

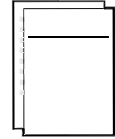


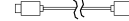
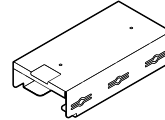
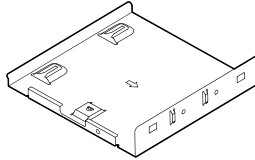
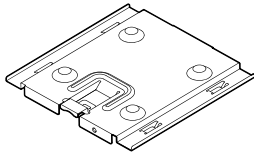
ThinkSmart Core Gen 2



*



**



* Put the QR code sticker on your device and scan for the detailed guide to start a meeting.

** For selected models



Scan the QR code for the detailed guide to deploy the device.

1. Set up a meeting room

2. Configure the operating system

3. Add the device to ThinkSmart Manager

4. Configure the meeting app

[English]

European Union (EU) / United Kingdom (UK) — radio frequency and power

This radio equipment operates with the following frequency bands and maximum radio-frequency power:

Technology	Frequency band [MHz]	Maximum transmit power
WLAN 802.11b/g/n/ax	2400 - 2483.5	< 20 dBm
WLAN 802.11a/n/ac/ax	5150 - 5725	< 23 dBm

Technology	Frequency band [MHz]	Maximum transmit power
WLAN 802.11a/n/ac/ax	5725 - 5875	< 13.98 dBm
WLAN 802.11ax	5945 - 6425	< 23 dBm
Bluetooth BR/EDR/LE	2400 - 2483.5	< 20 dBm

Note: Not all wireless bands may be enabled depending on your product configuration. Usage of this device is limited to indoor locations in the bands 5150 - 5350 MHz and 5945 - 6425 MHz.

First Edition (November 2024) © Copyright Lenovo 2024.

Lenovo, Lenovo logo, ThinkSmart, and ThinkSmart logo are trademarks of Lenovo. LIMITED AND RESTRICTED RIGHTS NOTICE: If data or software is delivered pursuant to a General Services Administration "GSA" contract, use, reproduction, or disclosure is subject to restrictions set forth in Contract No. GS-35F-05925.

