

# GWN78xx(P) – CLI Guide

## INTRODUCTION

The GWN78xx series switches can be managed locally or remotely, through Web access or via Command Line, offering more flexibility along with secured login sessions. The various features and operations on the GWN78xx switches can now be managed either through Web GUI offering a friendly user interface, or via Command Line through SSH/Telnet access.

SSH is a secure protocol used for the connection to a remote host, through command lines and text-based interface. Once authenticated and connected, all typed commands on the terminal are sent to the remote device and executed there.

This guide will describe the usage of Command Line to manage the GWN78xx switches, and will be illustrated using Putty tool, as SSH client Console.

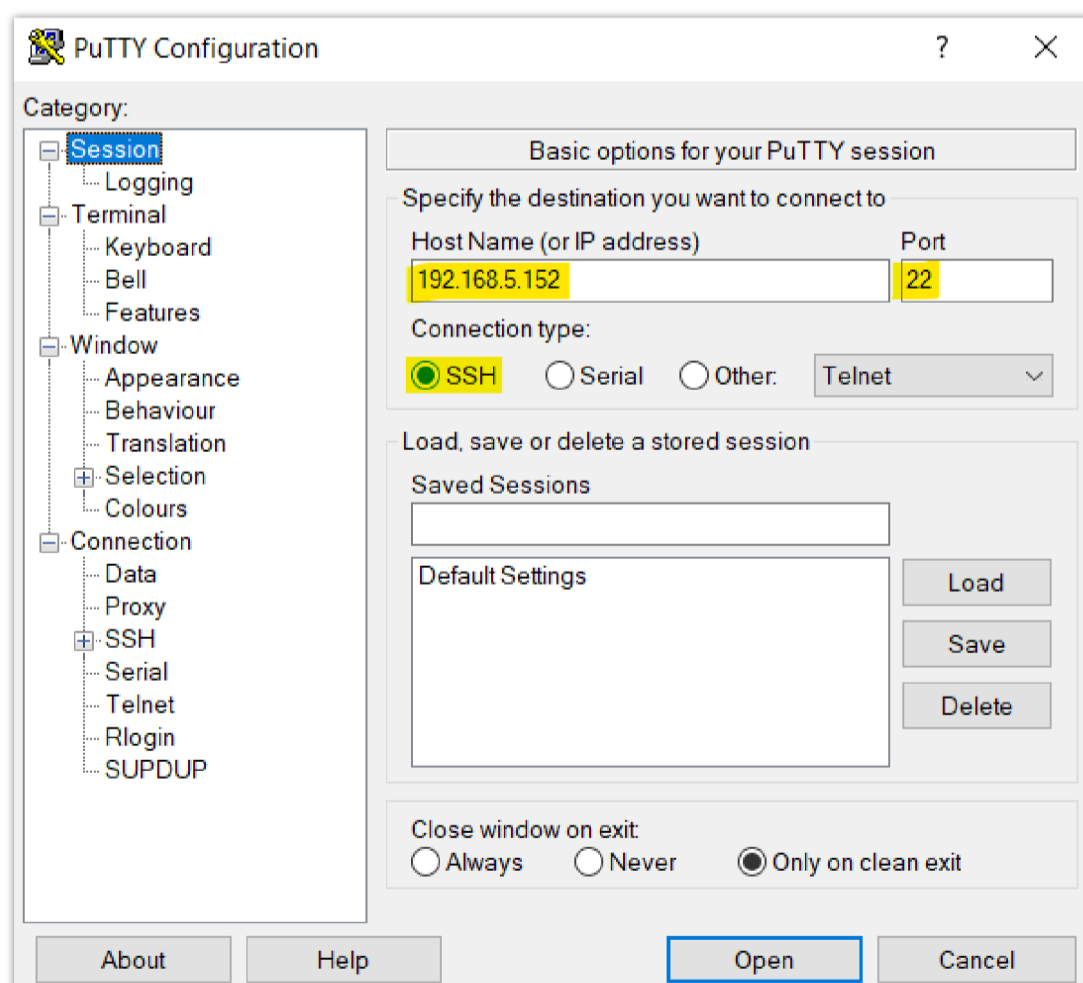
## CONNECTING TO THE SWITCH

### Connect using SSH

Secure Shell (SSH) provides both secure authentication and secure communications to the CLI. First step to do is to run the SSH client application (PuTTY in our case) and set the following:

- **Host Name or IP Address:** GWN78xx's IP Address, (ex: 192.168.5.152).
- **Port:** 22, this is the by default port for SSH protocol.
- **Connection type:** Set this to SSH

The settings should be similar to the following figure:



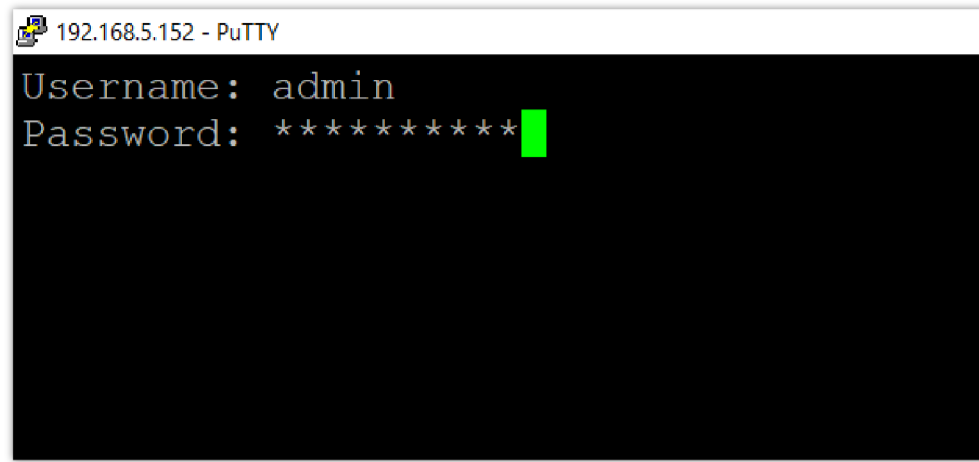
*PuTTY SSH Configuration*

Once done, you can press **Open** to start the SSH session and open the console.

Once pressing **Open** to start the session, the login prompt will appear on the CLI, enter the Username and the Password to login.

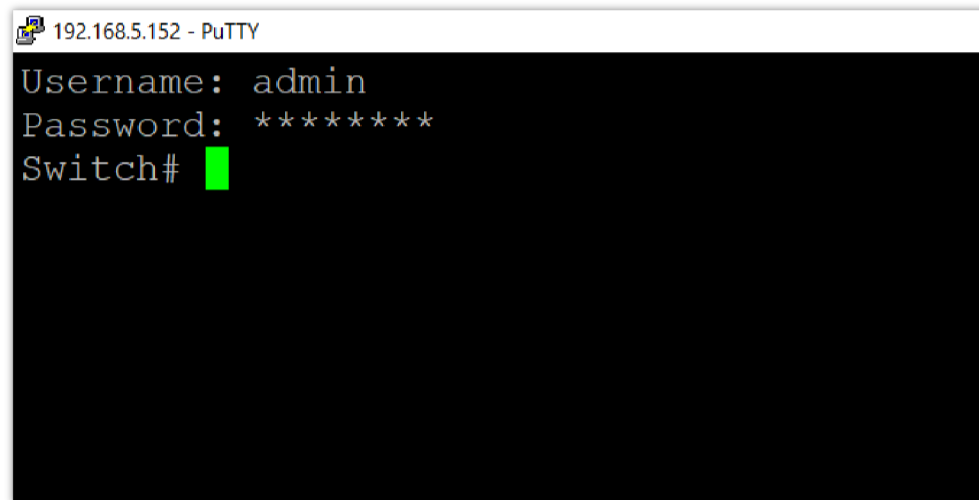
**Note:**

If this is the first login or there are no users created yet, the default username is "admin" and the password is printed on the switch sticker.



CLI Login

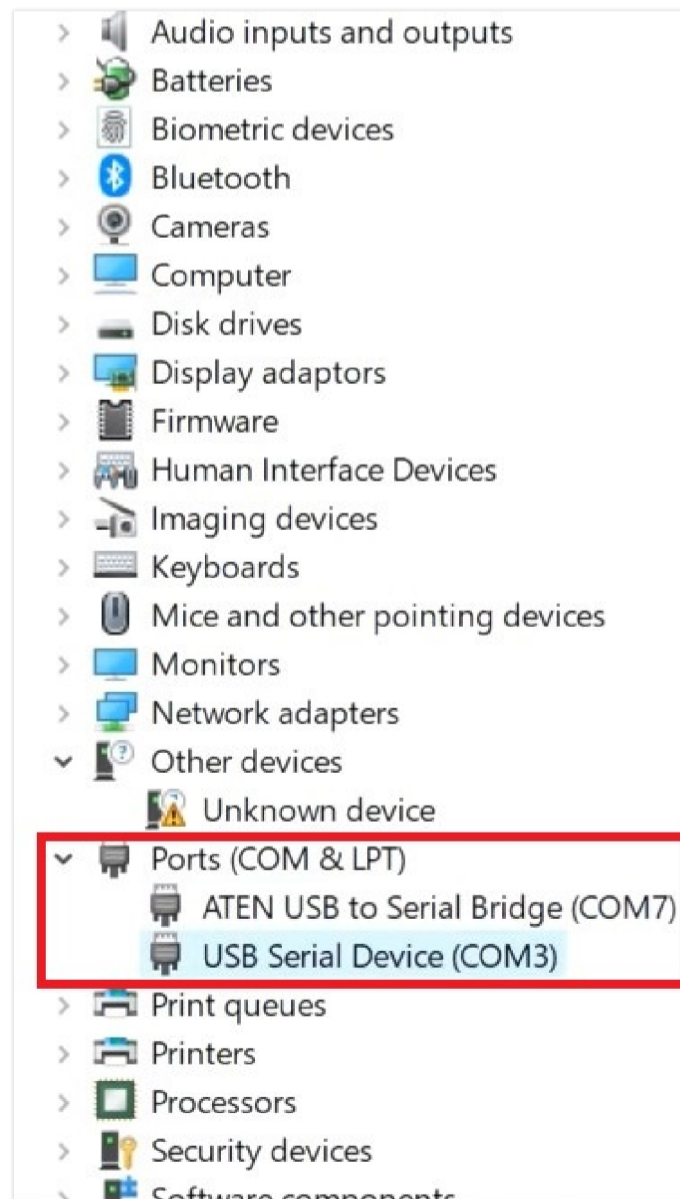
After clicking "Enter", the user should now have access to the switch.



Successful login

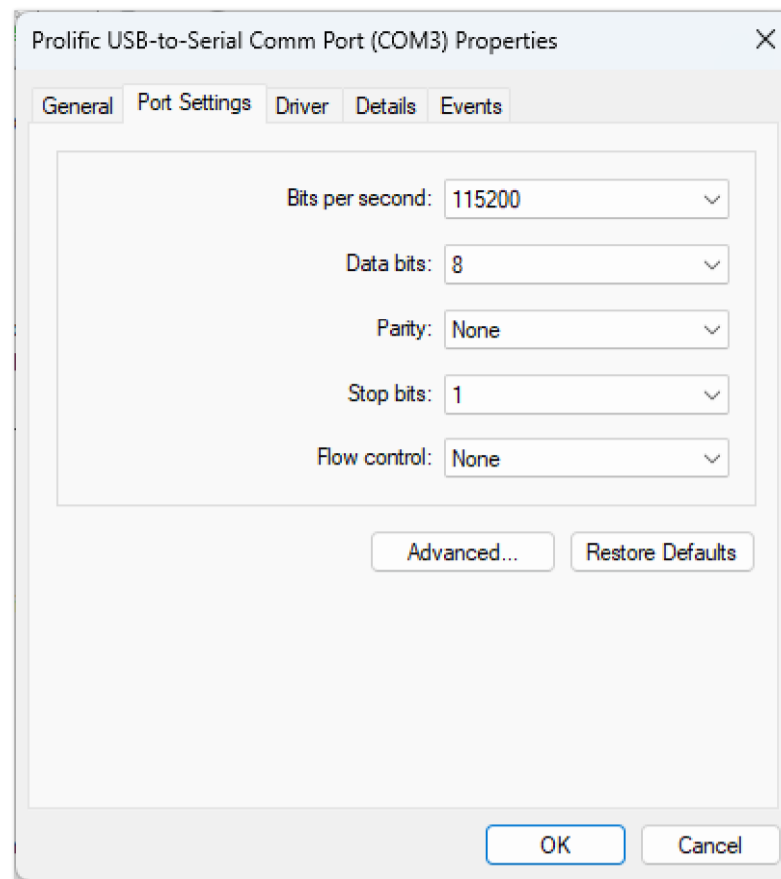
## Connect using Console port

First, connect the GWN switch with the computer using the console port on the switch, then in device manager (ex: windows) under ports check what Serial line (ex: COM3, COM7 ...) has been used. Please refer to the figure below:



Windows Device Manager

Then, **left click on the port used (USB Serial Device (COM3)) → Properties → Port Settings** and make sure to match the port settings as shown below:

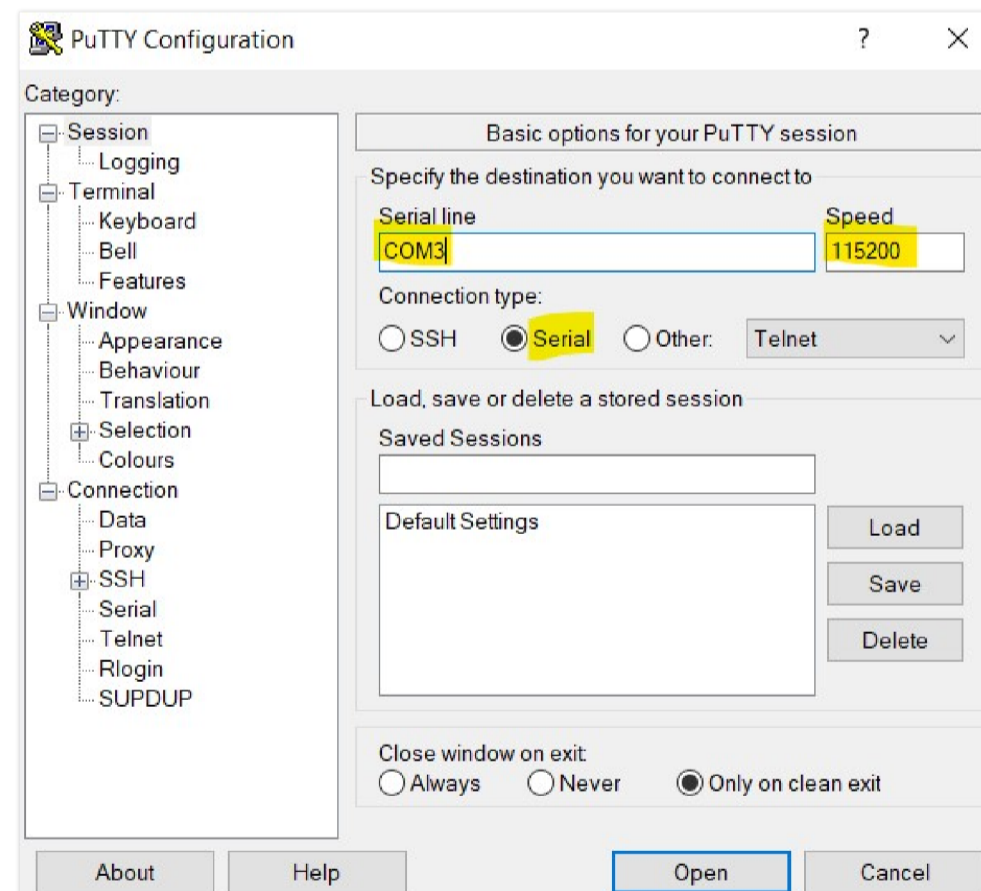


*Port Settings Console*

We can use PuTTY again to connect to the GWN switch, please use the following configuration below:

- **Serial line:** use the same serial line previously checked on the device manager.
- **Connection type:** select Serial
- **Speed:** 115200

Once finished, click on **“Open”** button at the bottom to open the CLI.



*PuTTY Console configuration*

**Note:**

Once the user establishes the connection with the switch, below are all the commands to view, configure, manage etc the GWN78xx(P) series switches.

# OVERVIEW

## Configure

**Command:** configure

**Mode:** Privileged Exec Mode

**Parameter:** none

**Description:** Enter global configuration mode

**Example:**

```
Switch # configure
Switch(config)#
```

---

## Interface

**Command:**

1. interface IF\_PORTS
2. interface range IF\_PORTS
3. interface group [1-32]

**Mode:** interface configuration mode

**Parameter:**

Parameter	Description
IF_PORTS	Interfaces, including Ethernet ports , optical ports, and aggregation ports.
[1-32]	Port Group ID.

**Description:**

- **Interface IF\_PORTS:** Enter interface configuration mode.
- **Interface range IF\_PORTS:** Enter interface configuration mode.
- **Interface group [1-32]:** Enter port group configuration mode.

**Example:**

```
Enter the configuration of port 1
Switch# configure
Switch(config)# interface Ethernet 1/0/1
Switch(config-if)#
```

```
Enter the configuration of ports 1 -5
Switch# configure
Switch(config)# interface range Ethernet 1/0/1-1/0/5
Switch(config-if-range)#
```

```
the configuration of port group 2
Switch# configure
Switch(config)# interface group 2
Switch(config-if-group)#
```

## End

**Command:** end

**Mode:** none

**Parameter:** none

**Description:** Return directly to privileged EXEC mode in other configuration modes except user mode

### Example:

```
Switch # configure
Switch(config)# interface Ethernet 1/0/1
Switch(config-if)# end
Switch#
```

---

## Exit

**Command:** exit

**Mode:** none

**Parameter:** none

**Description:** return to parent schema In user mode, the current CLI session will be closed directly

### Example:

```
Switch # configure
Switch(config)# exit
Switch#
```

---

## System Information

### Check the basic information of the switch

**Command:** show info

**Mode:** Privileged Exec Mode

**Parameter:**

Parameter	Description
System Name	device name
System Location	device location
System Contact	Equipment contact information
MAC Address	MAC address
IP Address	IP address
Subnet Mask	subnet mask
Loader Version	bootloader version
Loader Date	bootstrap date
Firmware Version	Software version/system version
Firmware Date	software date
Hardware Version	hardware version
PN Series number	PN serial number
SN Series number	SN serial number
System Object ID	System OIDs
System Up Time	run time

**Description:** Check the basic information of the switch

**Example:**

```
View basic switch information
Switch # show info

System Name : Switch
System Location : Default
System Contact : Default
MAC Address : C0:74:AD:B9:3B:44
IP Address : 192.168.80.202
Subnet Mask : 255.255.255.0
Loader Version: 3.6.9.55156
Loader Date : Sep 09 2022 - 16:06:39
Firmware Version: 1.0.1.11
Firmware Date : Nov 01 2022 - 05:07:20
Hardware Version : V1.2A
PN Series number : 9640004612A
SN Series number : 20VXU28N90B93B44
System Object ID : 1.3.6.1.4.1.27282.3.2.10
System Up Time: 1 days, 22 hours, 43 mins, 38 secs
```

---

## Configure basic switch information

- **Configure switch name**

**Command:**

1. system name NAME
2. show info

**Mode:** global configuration mode

**Parameter:**

Parameter	Description
name	Character range: 1-32 If the string is empty, use "" to quote it.

**Description:** Modify the switch name**Example:**

```

Set the switch name to MySwitch and check
Switch# configure
Switch (config) #system name MySwitch
MySwitch (config) # do show info

System Name : MySwitch
System Location : Default
System Contact : Default
MAC Address : C0:74:AD:B9:3B:44
IP Address : 192.168.80.202
Subnet Mask : 255.255.255.0
Loader Version: 3.6.9.55156
Loader Date : Sep 09 2022 - 16:06:39
Firmware Version: 1.0.1.11
Firmware Date : Nov 01 2022 - 05:07:20
Hardware Version : V1.2A
PN Series number : 9640004612A
SN Series number : 20VXU28N90B93B44
System Object ID : 1.3.6.1.4.1.27282.3.2.10
System Up Time: 1 days, 22 hours, 45 mins, 6 secs

```

---

- o **Configure switch location**

**Command:** system location LOCATION**Mode:** global configuration mode**Parameter:**

Parameter	Description
LOCATION	switch location If the string is empty, use "" to quote it

**Description:** Modify switch location**Example:**

```
Modify the location of the switch to shenzhen and check
Switch # configure
Switch(config)#system location shenzhen
Switch(config)#do show info
```

```
System Name : MySwitch
System Location: shenzhen
System Contact : Default
MAC Address : C0:74:AD:B9:3B:44
IP Address : 192.168.80.202
Subnet Mask : 255.255.255.0
Loader Version: 3.6.9.55156
Loader Date : Sep 09 2022 - 16:06:39
Firmware Version: 1.0.1.11
Firmware Date : Nov 01 2022 - 05:07:20
Hardware Version : V1.2A
PN Series number : 9640004612A
SN Series number : 20VXU28N90B93B44
System Object ID : 1.3.6.1.4.1.27282.3.2.10
System Up Time: 1 days, 22 hours, 47 mins, 55 secs
```

---

- **Configure switch contact information**

**Command:** system contact CONTACT

**Mode:** global configuration mode

**Parameter:**

Parameter	Description
CONTACT	switch contact If the string is empty, use "" to quote it.

**Description:** Modify the switch contact information

**Example:**

```
Modify the switch contact information to 13546879513 and check
Switch # configure
Switch(config)#system contact 13546879513
Switch(config)#do show info
```

```
System Name : MySwitch
System Location: shenzhen
System Contact : 13546879513
MAC Address : C0:74:AD:B9:3B:44
IP Address : 192.168.80.202
Subnet Mask : 255.255.255.0
Loader Version: 3.6.9.55156
Loader Date : Sep 09 2022 - 16:06:39
Firmware Version: 1.0.1.11
Firmware Date : Nov 01 2022 - 05:07:20
Hardware Version : V1.2A
PN Series number : 9640004612A
SN Series number : 20VXU28N90B93B44
System Object ID : 1.3.6.1.4.1.27282.3.2.10
System Up Time: 1 days, 22 hours, 48 mins, 1 secs
```

---

## View the switch CPU information

- **View the input frame rate of the CPU**

**Command:** show cpu input rate

**Mode:** Privileged Exec Mode

**Parameter:** none

**Description:** View the rate of CPU input frames

**Example:**

```
Switch# show cpu input rate
Input Rate to CPU is 1 pps
```

---

- o **View CPU usage**

**Command:** show cpu utilization

**Mode:** Privileged Exec Mode

**Parameter:** none

**Description:** Show CPU usage

**Example:**

```
Switch# show cpu utilization

CPU utilization
-----
Current: 0%
```

---

## View memory information

**Command:** show memory statistics

**Mode:** Privileged Exec Mode

**Parameter:**

Parameter	description
total	total memory
used	used memory
free	free memory
shared	Shared memory
buffer	cache
cache	cache

**Description:** Display memory statistics, including total, used, free, shared, buffer, cache, unit KB

**Example:**

```
Switch# show memory statistics
```

```
total(KB) used(KB) free(KB) shared(KB) buffer(KB) cache(KB)
```

```
-----+-----+-----+-----+-----+-----
```

```
Mem: 126028 78792 47236 0 0 0
```

```
-/+ buffers/cache: 78792 47236
```

```
Swap: 0 0 0
```

---

## View switch version information

**Command:** show version

**Mode:** Privileged Exec Mode

**Parameter:**

Parameter	description
Loader Version	bootloader version
Loader Date	bootstrap date
Firmware Version	Software version/system version
Firmware Date	software date

**Description:** Displays version information, including bootloader version, date and software version, date

**Example:**

```
Switch # show version
```

```
Loader Version: 3.6.9.55156
```

```
Loader Date : Sep 09 2022 - 16:06:39
```

```
Firmware Version: 1.0.1.11
```

```
Firmware Date : Nov 01 2022 - 05:07:20
```

---

## Monitoring the Operational Status of the Switch Fans

**Command:** show fans

**Mode:** Privileged Exec Mode

**Parameter:** none

**Description:** Viewing the Running Status of the Switch Fans.

**Example:**

```
Viewing the Running Status of the GWN7803P Fan
```

```
Switch # show fan
```

```
FanId Status Speed
```

```
1 NORMAL LOW
```

```
2 NORMAL LOW
```

---

## Checking the Switch Temperature

**Command:** show temperature

**Mode:** Privileged Exec Mode

**Parameter:** None

**Description:** Displays the current operating temperature of the switch.

**Example:**

```
Switch # show temperature
System Temperature: 48 °C
```

---

## View Port/Interface Status, Bandwidth, and Error Information

**Command:**

show interfaces brief

show interfaces Ethernet <IF\_PORTS> brief

show interfaces vlan <IF\_VLANS> brief

**Mode:** Privileged EXEC mode

**Parameter:**

Parameter	Description
IF_PORTS	Ethernet port number
IF_VLANS	VLAN interface ID (range: 1 to 4094)

**Description:**

Displays the physical status, protocol status, input/output bandwidth utilization, and number of received/transmitted error packets for a specified port or interface.

**Note:** VLAN interfaces do **not** support bandwidth and error packet statistics.

---

**Example:**

```
Switch# show interfaces brief
```

```
PHY: Physical status
shutdown: administratively down
(l): Loopback Detection down      (stp): Spanning Tree down
(acl): User Defined ACL down      (stm): Storm Control down
(d): DHCP rate limit down        (p): Port Security down
(arp): ARP rate limit down
```

```
Protocol: Protocol status
(lacp): Trunk protocol LACP down  (stp): Spanning Tree down
```

```
InUti/OutUti: Input/Output bandwidth utilization
```

Interface	PHY	Protocol	InUti	OutUti	inErrors	outErrors
eth1/0/1	up	up	0.000%	0.000%	0	0
eth1/0/2	down	down	0.000%	0.000%	0	0
eth1/0/3	down	down	0.000%	0.000%	0	0
eth1/0/4	down	down	0.000%	0.000%	0	0
eth1/0/5	down	down	0.000%	0.000%	0	0
eth1/0/6	down	down	0.000%	0.000%	0	0
eth1/0/7	down	down	0.000%	0.000%	0	0
eth1/0/8	down	down	0.000%	0.000%	0	0
eth1/0/9	down	down	0.000%	0.000%	0	0
eth1/0/10	down	down	0.000%	0.000%	0	0
eth1/0/11	down	down	0.000%	0.000%	0	0
eth1/0/12	down	down	0.000%	0.000%	0	0
eth1/0/13	down	down	0.000%	0.000%	0	0
eth1/0/14	down	down	0.000%	0.000%	0	0

```
Switch# show interfaces Ethernet 1/0/1 brief
```

Interface	PHY	Protocol	InUti	OutUti	inErrors	outErrors
eth1/0/1	up	up	0.000%	0.000%	0	0

```
Switch# show interfaces vlan 1 brief
```

Interface	PHY	Protocol	InUti	OutUti	inErrors	outErrors
VLAN 1	up	up	--	--	0	0

**Note:** VLAN interfaces do not support *InUti*, *OutUti*, *inErrors*, or *outErrors*.

---

## View Port/Interface Description Information

### Command:

```
show interfaces description
```

```
show interfaces Ethernet <IF_PORTS> description
```

```
show interfaces vlan <IF_VLANS> description
```

### Mode:

```
Privileged EXEC mode
```

### Parameter:

Parameter	Description
IF_PORTS	Ethernet port number
IF_VLANS	VLAN interface ID (range: 1 to 4094)

### Description:

Displays the description configured for the specified port or interface.

### Example:

Switch# show interfaces description

PHY: Physical status

shutdown: administratively down

(l): Loopback Detection down (stp): Spanning Tree down

(acl): User Defined ACL down (stm): Storm Control down

(d): DHCP rate limit down (p): Port Security down

(arp): ARP rate limit down

Protocol: Protocol status

(lACP): Trunk protocol LACP down (stp): Spanning Tree down

Interface	PHY	Protocol	Description
eth1/0/1	up	up	
eth1/0/2	down	down	
eth1/0/3	down	down	
eth1/0/4	down	down	
eth1/0/5	down	down	
eth1/0/6	down	down	
eth1/0/7	down	down	
eth1/0/8	down	down	
eth1/0/9	down	down	
eth1/0/10	down	down	
eth1/0/11	down	down	
eth1/0/12	down	down	
eth1/0/13	down	down	
eth1/0/14	down	down	
eth1/0/15	down	down	
eth1/0/16	down	down	
eth1/0/17	down	down	
eth1/0/18	down	down	
eth1/0/19	down	down	
eth1/0/20	down	down	
eth1/0/21	down	down	
eth1/0/22	down	down	
eth1/0/23	down	down	
eth1/0/24	down	down	
eth1/0/25	down	down	
eth1/0/26	down	down	
eth1/0/27	down	down	
eth1/0/28	down	down	
lag1	down	down	
lag2	down	down	
lag3	down	down	
lag4	down	down	
lag5	down	down	
lag6	down	down	
lag7	down	down	
lag8	down	down	
lag9	down	down	
lag10	down	down	
lag11	down	down	
lag12	down	down	
lag13	down	down	
lag14	down	down	
lag15	down	down	
lag16	down	down	
lag17	down	down	
lag18	down	down	
lag19	down	down	
lag20	down	down	
lag21	down	down	
lag22	down	down	
lag23	down	down	
lag24	down	down	
lag25	down	down	
lag26	down	down	
lag27	down	down	
lag28	down	down	
lag29	down	down	
lag30	down	down	
lag31	down	down	
lag32	down	down	
Loopback1	up	up	
VLAN 1	up	up	
VLAN 2	down	down	

Switch# show interfaces Ethernet 1/0/1 description

Interface	PHY	Protocol	Description
eth1/0/1	up	up	

```
Switch# show interfaces vlan 1 description
```

```
Interface  PHY  Protocol  Description
VLAN 1     up    up
```

---

## View Current Port Rate, Current Traffic/Actual Bandwidth, and Port Usage

### Command:

```
show interfaces Ethernet <IF_PORTS>
```

```
show interfaces Ethernet <IF_PORTS> brief
```

### Mode:

Privileged EXEC mode

### Parameter:

Parameter	Description
IF_PORTS	Ethernet port number

### Description:

Use the `show interfaces Ethernet <IF_PORTS>` command to view the current port rate, real-time traffic, and actual bandwidth.

Use the `show interfaces Ethernet <IF_PORTS> brief` command to check port usage including bandwidth utilization and error statistics.

### Example:

```
Switch# show interfaces Ethernet 1/0/1
```

```
Ethernet1/0/1 is up
  Hardware is Gigabit Ethernet
  Auto-duplex, Auto-speed, media type is Copper
  flow-control is off
  back-pressure is enabled
  selfloop-detection is disabled
  selfloop-detection running is false
  real time input rate 2669 bits/sec, 3 packets/sec
  real time output rate 1281 bits/sec, 1 packets/sec
  687766 packets input, 67775661 bytes, 0 throttles
  Received 55200 broadcasts (512929 multicasts)
  0 runts, 0 giants, 0 throttles
  0 input errors, 0 CRC, 0 frame
  512929 multicast, 0 pause input
  0 input packets over size
  188786 packets output, 25281691 bytes, 0 underrun
  0 output errors, 0 collisions
  0 babbles, 0 late collision, 0 deferred
  0 PAUSE output
```

```
Switch# show interfaces Ethernet 1/0/1 brief
```

```
PHY: Physical status
shutdown: administratively down
(l): Loopback Detection down      (stp): Spanning Tree down
(acl): User Defined ACL down      (stm): Storm Control down
(d): DHCP rate limit down        (p): Port Security down
(arp): ARP rate limit down
```

```
Protocol: Protocol status
(lacp): Trunk protocol LACP down  (stp): Spanning Tree down
```

```
InUti/OutUti: Input/Output bandwidth utilization
```

```
Interface  PHY  Protocol  InUti  OutUti  inErrors  outErrors
eth1/0/1   up   up        0.000% 0.000% 0          0
```

---

# ETHERNET SERVICE

## Basic port configuration

### Open/close port

**Command:**

1. **no shutdown**
2. **shutdown**
3. **schedule id** <1-32>
4. **no schedule id** <1-32>

**Mode:** interface configuration mode

**Parameter:**

Parameter	Description
<1-32>	Time policy ID , used to enable the port within a specified time range.

**Description:** Open/close port

**Example:**

```
close port 1
Switch#config
Switch (config) # interface Ethernet 1/0/1
Switch (config-if) #shutdown

open port 1
Switch (config-if) #no shutdown
```

---

## Configure port description

**Command:** description DESCRIPTION

**Mode:** interface configuration mode

**Parameter:**

Parameter	Description
DESCRIPTION	Character range: 1-128, used to describe the port, “\?/, characters are not supported.

**Description:** Configure the description information of the interface

**Example:**

```
Configure the description of port 2 as port-2
Switch # configure
Switch(config)# interface Ethernet 1/0/2
Switch(config-if)# description port-2
```

---

## Modify port description

**Command:** description WORD<1-128>

**Mode:** interface configuration mode

**Parameter:**

Parameter	Description
WORD<1-128>	Character range: 1-128, used to describe the port. “\?/, characters are not supported.

**Description:** Modify port description

**Example:**

```
Modify the description of port 1 to 111111
Switch#config
Switch (config) # interface Ethernet 1/0/1
Switch (config-if) # description 111111
```

---

## Clear port description

**Command:** no description

**Mode:** interface configuration mode

**Parameter:** none

**Description:** clear port description

**Example:**

```
Switch#config
Switch (config) # interface Ethernet 1/0/1
Switch (config-if) #no description
```

---

## Configuring Combo port working mode

**Note:**

Supported models and ports: GWN7831 Ethernet 1/0/1 – 1/0/4.

**Command:**

- o media-type (auto-select|rj45|sfp)
- o no media-type

**Mode:** interface configuration mode

**Parameter:**

Parameter	Description
auto-select	The auto-negotiation working mode will determine whether to use the electrical port or the optical port based on the actual access. If both have access, the optical port mode will be given priority.
rj45	Electrical port working mode
sfp	Optical port working mode

**Description:** Configure the working mode of the Combo port.

**Example:**

```
Turn on the working mode of port 1 as optical port
Switch# config
Switch (config) # interface Ethernet 1/0/1
Switch (config-if) # media-type sfp
```

## Configure port automatic detection

**Note:**

Supported only on GWN78xx(P) switches with SFP+ port.

**Command:**

1. auto-detect
2. no auto-detect

**Mode:** interface configuration mode

**Parameter:** none

**Description:** Configure whether to enable automatic detection of the SFP+ port. Automatically adjust the port rate according to the connected optical module.

**Example:**

```
Enable auto- detection of port 50
Switch#config
Switch (config) # interface Ethernet 1/0/50
Switch (config-if) # auto-detect

Disable auto-detection of port 50
Switch (config-if) # no auto-detect
```

## Configure port speed

**Command:**

1. speed [ 10|100|1000|2500|10000 ]
2. speed auto [(10|100|1000|10/100)]

**Mode:** interface configuration mode**Parameter:**

Parameter	Description
10	Force 10 Mbps operation , force the port rate of 10 Mbps
100	Force 100 Mbps operation , force the port rate of 100 Mbps
1000	Force 1000 Mbps operation , force the port rate of 1000 Mbps
2500	Force 2500 Mbps operation, force the port rate to 2500Mbps
10000	Force 10Gbps operation , force the port rate of 10 Gbps <b>Note :</b> Supported only on GWN78xx(P) switches with SFP+ port.
auto	The auto-negotiation rate has the following four situations: <ul style="list-style-type: none"> <li>• 10: Include 10 Mbps in auto-negotiation advertisement</li> <li>• 10/100 : Include 10 Mbps and 100Mbps in auto-negotiation advertisement</li> <li>• 100 : Include 100 Mbps in auto-negotiation advertisement</li> <li>• 1000 : Include 1000 Mbps in auto-negotiation advertisement</li> </ul>

**Description:** Configure port speed

1. Gigabit Ethernet port supports Auto, 10 Mbps, 100 Mbps, 1000 Mbps
2. 2.5G Gigabit Ethernet port supports Auto, 10Mbps, 100Mbps, 1000Mbps, 2.5Gbps.
3. Gigabit optical port supports Auto, 10 Mbps, 100 Mbps, 1000 Mbps
4. 10 Gigabit optical port supports 100 Mbps, 1000 Mps, 10000 Mbps

**Example:**

```

Configure port 1 to 1000 Mbps
Switch#config
Switch (config) # interface Ethernet 1/0/1
Switch (config-if) #speed 1000

```

**Configure port duplex mode****Command:** duplex auto|full|half**Mode:** interface configuration mode**Parameter:**

Parameter	Description
auto	Enable AUTO duplex configuration , automatic configuration mode
full _	Force full duplex operation , full duplex mode
half	Force half-duplex operation , half-duplex mode

**Description:** Configure port duplex mode**Example:**

```
Configure the duplex mode of port 1 to auto
Switch#config
Switch (config) # interface Ethernet 1/0/1
Switch (config-if) # duplex auto
```

---

## Configure port flow control

**Command:** flowcontrol auto|off|on

**Mode:** interface configuration mode

**Parameter:**

Parameter	Description
auto	Enable AUTO flow-control configuration , automatic configuration
off	Force flow-control as disabled , close
on	Force flow-control as enabled , open

**Description:** Configure port flow control

**Example:**

```
Configure the flow control of port 1 to auto
Switch#config
Switch (config) # interface Ethernet 1/0/1
Switch (config-if) # flowcontrol auto
```

---

## Turn off port flow control

**Command:** no flow control

**Mode:** interface configuration mode

**Parameter:** none

**Description:** Turn off port flow control

**Example:**

```
Turn off flow control on port 1
Switch#config
Switch (config) # interface Ethernet 1/0/1
Switch (config-if) #no flowcontrol
```

---

## Configuring Jumbo Frames for GWN780x

**Supported Models:** GWN7801(P) / GWN7802(P) / GWN7803(P)

**Command:** jumbo-frame <1518-10240>

**Mode:** Global Configuration Mode

**Parameter:**

Parameter	Description
<1518-10240>	Configures jumbo frames, default is 9216

**Description:**

Allows configuration of jumbo frames. This is a global configuration for GWN7801(P), GWN7802(P), and GWN7803(P) models.

**Example:**

## Configuring Jumbo Frames for GWN7806, GWN781x, and GWN783x Series

**Supported Models:** GWN7806(P) / GWN7811(P) / GWN7812P / GWN7813(P) / GWN7816(P) / GWN7830 / GWN7831 / GWN7832

**Command:** jumbo-frame <1518-12288>

**Mode:** Interface Configuration Mode

**Parameter:**

Parameter	Description
<1518-12288>	Configures jumbo frames. The default value is 9216.

**Description:**

Configures jumbo frames for interfaces. This configuration applies to GWN7806(P), GWN7811(P), GWN7812P, GWN7813(P), GWN7816(P), GWN7830, GWN7831, and GWN7832 models.

**Example:**

```
Configure jumbo frames on port 1 to 10000:
Switch#config
Switch (config) # interface Ethernet 1/0/1
Switch (config-if) # jumbo-frame 10000

Disable jumbo frames on port 1 and restore the default value of 9216:
Switch (config-if) # no jumbo-frame
```

## Viewing Jumbo Frames

**Command:** show tech-support jumbo

**Mode:** Privileged Exec Mode

**Parameter:** None

**Description:** Displays the current configuration value of jumbo frames.

**Example:**

```
Switch# show tech-support jumbo
```

## View port information or status

### Command:

1. show interfaces IF\_PORTS
2. show interfaces IF\_PORTS status

**Mode:** Privileged Exec Mode

### Parameter:

Parameter	Description
IF_PORTS	port number
status	Display port information as follows: <ul style="list-style-type: none"><li>• Port: port number</li><li>• Name: port name</li><li>• Status : port status</li><li>• Vlan: the Vlan where the port is located</li><li>• Duplex: port duplex mode</li><li>• Speed: port speed</li><li>• Type: port type</li></ul>

**Description:** View port information or status

### Example:

```
Check port 1 information
Switch# show interface Ethernet 1/0/1
Ethernet1/0/1 is down
Hardware is Gigabit Ethernet
Auto-duplex, Auto-speed, media type is Copper
flow-control is off
back-pressure is enabled
0 packets input, 0 bytes, 0 throttles
Received 0 broadcasts (0 multicasts)
0 runts, 0 giants, 0 throttles
0 input errors, 0 CRC, 0 frames
0 multicast, 0 pause input
0 input packets with dribble condition detected
0 packets output, 0 bytes, 0 underrun
0 output errors, 0 collisions
0 babbles, 0 late collision, 0 deferred
0 PAUSE output

Check the status of port 1
Switch# show interface Ethernet 1/0/1 status
Port Name Status Vlan Duplex Speed Type
eth1/0/1 notconnect 1 auto auto Copper
```

---

## Clear port statistics counters

**Command:** clear interfaces IF\_PORTS counters

**Mode:** privileged EXEC mode

### Parameter:

Parameter	Description
IF_PORTS	port number

**Description:** Clear the statistical counters of the specified port

**Example:**

```
Clear statistics counters for port 1
Switch# clear interfaces interfaces Ethernet 1/0/1 counters
```

---

## Traffic statistics

### Viewing Interface Statistics

**Command:**

```
show interfaces IF_PORTS
show interfaces Ethernet IF_PORTS mib-counters
```

**Mode:** Privileged Exec Mode

**Parameter:**

Parameter	Description
IF_PORTS	Port Number

**Description:**

Displays the statistics for a specified interface.

**Example:**

```
View the statistics of port 1:
Switch# show interfaces Ethernet 1/0/1
```

---

### View interface traffic information

**Command:** show tech-support mib-counters

**Mode:** privileged EXEC mode

**Parameter:** none

**Description:** View interface traffic information

**Example:**

```
Switch# show tech-support mib-counters
```

---

## Loop detection

### Enable/disable global loop detection

**Command:**

1. **Selfloop-detection enable**
2. **selfloop-detection disable**

**Mode:** global configuration mode

**Parameter:** none

**Description:** Enable/disable global loop detection

**Example:**

```
Enable global loop detection
GWN7811P(config)# selfloop-detection enable
Disable global loop detection
GWN7811P(config)# selfloop-detection disable
```

---

### Detection message type

**Command:**

1. **selfloop-detection pdu-etherType** <0x0000-0xffff>
2. **no selfloop-detection pdu-etherType**

**Mode:** global configuration mode

**Parameter:**

Parameter	Description
<b>pdu-etherType</b>	Message type range <0x0000-0xffff>

**Note:** The following ranges and values do not support input: 0x0000-0x05FF, 0x0600-0x0601, 0x0800-0x0806, 0x0808, 0x6559, 0x8035, 0x8037, 0x809B, 0x80D5, 0x80F3, 0x8100, 0x8137, 0x814C, 0x86DD, 0x880B, 0x880C, 0x8847, 0x8848, 0x8863, 0x8864, 0x88BB, 0x88CC, 0x8E88, 0x9000, 0x9100, 0x9200.

**Description:** Configure the type of detection message

**Example:**

```
Configure the detection message type to 0x8988
GWN7811P(config)# selfloop-detection pdu-etherType 0x8988
```

---

### Detection interval

**Command:**

1. **selfloop-detection interval** <1-1000>

2. **no selfloop-detection interval**

**Mode:** global configuration mode

**Parameter:**

Parameter	Description
<1-1000>	The detection interval time is an integer ranging from 0 to 1000 , and the default value is 300 seconds

**Description:** Configuring the detection interval

**Example:**

```
GWN7811P(config)# selfloop-detection interval 15
GWN7811P(config)# no selfloop-detection interval
```

---

## Enable/disable interface loop detection

**Command:**

1. **selfloop-detection**

2. **no selfloop-detection**

**Mode:** Interface Configuration Mode

**Parameter:** none

**Description:** Enable/disable loop detection on an interface

**Example:**

```
GWN7811P(config)# int Ethernet 1/0/1
GWN7811P(config-if)# selfloop-detection
GWN7811P(config-if)# no selfloop-detection
```

---

## Port auto recovery

### Configuring Port Recovery

**Command:**

errdisable recovery interval seconds

errdisable recovery cause {all | acl | arp-inspection | bpduguard | dhcp-rate-limit | selfloop | udld | psecure-violation | broadcast-flood | unicast-flood | unknown-multicast-flood | selfloop-detection}

**Mode:** Global Configuration Mode

**Parameter:**

Parameter	Description
seconds	Port recovery time, value range: 30 – 86400 seconds
cause {all   acl   arp-inspection bpduguard  dhcp-rate-limit  selfloop udld  psecure-violation  broadcast-flood  unicast-flood unknown-multicast-flood  selfloop-detection }	Port recovery triggering mechanism

**Description:**

Configures port recovery, allowing the switch to automatically recover from specified errors.

**Example:**

```
Configure the port recovery trigger mechanism to unicast flooding and the recovery time to 30 seconds:
Switch# configure
Switch(config)# errdisable recovery cause unicast-flood
Switch(config)# errdisable recovery interval 30
```

**View the port restoration table**

**Command:** show errdisable recovery

**Mode:** privileged EXEC mode

**Parameter:** none

**Description:** View port recovery entries

**Example:**

```
Switch# show errdisable recovery
```

**Link aggregation**

**Add/delete Link Aggregation Group**

**Command:**

- lag <1-8> mode (static | active | passive)
- no lag

**Mode:** interface configuration mode

**Parameter:**

Parameter	Description
<1-8>	Aggregation group ID , range <1-8>
static	static mode
active	Active mode of LACP
passive	Passive mode of LACP

**Description:** Use no lag configuration command to remove port aggregation

**Example:**

```
Port 1 and port 2 join static lag 1
Switch # configure
Switch(config)# interface Ethernet 1/0/1
Switch(config-if)# lag 1 mode static
Switch(config)# interface Ethernet 1/0/2
Switch(config-if)# lag 1 mode static
Switch # show lag
```

---

## Load balancing

**Command:** lag load-balance { src-dst-mac | src-dst-mac-ip }

**Mode:** global configuration mode

**Parameter:**

Parameter	Description
src-dst-mac	Load sharing based on src-mac dst-mac
src-dst-mac-ip	Load sharing based on src-mac dst-mac src-ip dst-ip

**Description:** Setting Link Aggregation Load Balancing Mode

**Example:**

```
Switch # configure
Switch(config)# lag load-balance src-dst-mac
```

---

## LACP Configuration

- o LACP system priority

**Command:** lacp system-priority <1-65535>

**Mode:** global configuration mode

**Parameter:**

Parameter	Description
<1-65535>	LACP system priority range, the value range is an integer from 1 to 65535 , and the default is 32768

**Description:** Set the system priority of LACP

**Example:**

```
Set the global LACP system priority to 1
Switch(config-if)# lacp system-priority 1
```

- 
- LACP port priority

**Command:** lacp port-priority <1-65535>

**Mode:** interface configuration mode

**Parameter:**

Parameter	Description
<1-65535>	The range of LACP port priority, the value range is an integer from 1 to 65535 , the default is 1

**Description:** Configure LACP port priority, the default value is 1, the smaller the port priority value, the higher the LACP priority

**Example:**

```
Set the LACP priority of port 1 to 2
Switch# configure
Switch(config)# interface Ethernet 1/0/1
Switch(config-if)# lacp port-priority 2
```

- 
- LACP port timeout mechanism

**Command:** lacp timeout {long|short}

**Mode:** interface configuration mode

**Parameter:**

Parameter	Description
short	The timeout period for receiving LACP protocol packets is 3 seconds
long	The timeout period for receiving LACP protocol packets is 90 seconds

**Description:** Set the timeout time for receiving LACP packets, the default is short

**Example:**

```
Set the timeout period for receiving LACP packets on port 1 to long
Switch # configure
Switch(config)# interface Ethernet 1/0/1
Switch(config-if)# lacp timeout long
```

- 
- Show LACP

**Command:**

1. show lacp { <1-8> | counters [internal|neighbor|sys-id]}
2. show lag

**Mode:** privileged EXEC mode

**Parameter:**

Parameter	Description
<1-8>	Aggregation group ID , range <1-8>

**Description:** View LAG/LACP entries

**Example:**

```
Switch # show lag
Switch# show lacp sys-id
Switch# show lacp counters
Switch # show lacp internal
Switch# show lacp neighbor
```

---

## MAC address table

### Set MAC Aging Time

**Command:** mac address-table aging-time

**Mode:** global configuration mode

**Parameter:**

Parameter	Description
aging-time	Dynamic address aging time, the value range is 0 or an integer from 60 to 1000000, 0 means no aging . Default 300 seconds

**Description:** Set the aging time of dynamic MAC

**Example:**

```
Switch#conf
Switch(config)# mac address-table aging-time 60
```

---

### Set MAC static address

**Command:**

1. **mac address-table static** *MAC-address vlan vlan-id interface interface-id*
2. **no mac address-table static** *MAC-address vlan vlan-id interface interface-id*

**Mode:** global configuration mode

**Parameter:**

Parameter	Description
MAC-address	MAC address: format A:B:C:D:E:F, such as 00:00:00:00:00:01

<i>vlan vlan-id</i>	vlan id value range <1-4094>
<i>interface interface-id</i>	There are 2 interface modes {Ethernet LAG }

**Description:**

1. **mac address-table static** command sets a static MAC address and binds the user device to an interface, thereby preventing illegal users from fraudulently obtaining data
2. The **no mac address-table static** command deletes the specified static MAC address

**Example:**

```
Switch # configure
Switch(config)# mac address-table static 00:00:00:00:00:01 vlan 1 interfaces Ethernet 1/0/1
Switch(config)# mac address-table static 00:00:00:00:00:02 vlan 2 interfaces LAG 1
Switch(config)# no mac address-table static 00:00:00:00:00:01 vlan 1
```

## Set black hole MAC address

**Command:**

1. **mac address-table static** *MAC-address* *vlan vlan-id* *drop*
2. **no mac address-table static** *MAC-address* *vlan vlan-id* *drop*

**Mode:** global configuration mode

**Parameter:**

Parameter	Description
<i>MAC-address</i>	mac address: format A:B:C:D:E:F, such as 00:00:00:00:00:01
<i>vlan-id</i>	vlan id value range <1-4094>

**Description:**

1. **mac address-table static** command sets a blackhole MAC address. When the device receives a packet with a destination or source MAC address that is a blackhole MAC address, it discards it directly
2. The **no mac address-table static** command deletes the specified blackhole MAC address

**Example:**

```
Switch# configure
Switch(config)# mac address-table static 00:00:00:00:00:01 vlan 3 drop
Switch(config)# no mac address-table static 00:00:00:00:00:01 vlan 3
```

## Clearing dynamic MAC address entries

**Command:**

1. **clear mac address-table dynamic**
2. **clear mac address-table dynamic** interface interface-id

### 3. clear mac address-table dynamic vlan vlan-id

**Mode:** privileged EXEC mode

**Parameter:**

Parameter	Description
<i>vlan-id</i>	vlan id value range <1-4094>
<i>interface-id</i>	There are 2 interface modes {Ethernet LAG}

**Description:** Clear dynamic address entries

**Example:**

```
Switch# clear mac address-table dynamic
Switch# clear mac address-table dynamic interfaces Ethernet 1/0/1
Switch# clear mac address-table dynamic vlan 1
```

---

## View MAC address entries

**Command:**

1. **show mac address-table aging-time**
2. **show mac address-table counters**
3. **show mac address-table**
4. **show mac address-table mac-address**
5. **show mac address-table interfaces** *interface-id*
6. **show mac address-table vlan** *vlan-id*
7. **Switch# show mac address-table dynamic**
8. **show mac address-table dynamic interfaces** *interface-id*
9. **show mac address-table dynamic vlan** *vlan-id*
10. **show mac address-table static interfaces** *interface-id*
11. **show mac address-table static vlan** *vlan-id*

**Mode:** privileged EXEC mode

**Parameter:**

Parameter	Description
<i>mac-address</i>	mac address: format A:B:C:D:E:F, such as 00:00:00:00:00:01
<i>vlan-id</i>	vlan id value range <1-4094>
<i>interface-id</i>	There are 2 interface modes {Ethernet LAG }

**Description:**

1. **show mac address-table aging-time** : Check the aging time of dynamic mac address entries
2. **show mac address-table counters** : Check the number of all MAC entries of the switch
3. **show mac address-table** : Check the MAC address table entries
4. **show mac address-table mac-address** : Check the entry of the specified MAC address

5. **show mac address-table interfaces** *interface-id* : Check the interface entry of the mac address table entry
6. **show mac address-table vlan** *vlan-id* : Check the MAC address entry of the vlan in the mac address entry
7. **Switch# show mac address-table dynamic** : Check dynamic MAC address table entries
8. **show mac address-table dynamic interfaces** *interface-id* : Check the interface entries of the dynamic mac address table entries
9. **show mac address-table dynamic vlan** *vlan-id* : Check the M AC address entry of the vlan of the dynamic mac address entry
10. **show mac address-table static interfaces** *interface-id* : Check the interface entries of the static mac address table entries
11. **show mac address-table static vlan** *vlan-id* : Check the MAC address entry of the vlan of the static mac address entry

**Example:**

```
Switch# show mac address-table aging-time
Switch# show mac address-table counters
Switch# show mac address-table
Switch# show mac address-table 00:00:00:00:00:01
Switch# show mac address-table vlan 1
Switch# show mac address-table static
Switch# show mac address-table dynamic
Switch# show mac address-table interfaces Ethernet 1/0/1
```

## VLAN

### VLAN Basics

- o Configure access mode VLAN

**Command:**

1. **switchport mode { access/ hybrid/ trunk }**
2. **switchport access vlan <1-4094>**
3. **switchport access acceptable-frame-type {all/ untagged-only}**

**Mode:** interface configuration mode

**Parameter:**

Parameter	Description
access / hybrid / trunk	Configures the port link type as access, hybrid, or trunk
<1-4094>	Configures the port to join a VLAN; valid VLAN IDs range from 1 to 4094
all	Allows both tagged and untagged frames to be received
untagged-only	Allows only untagged frames to be received

**Description:** Set the port link type to Access, and add the port to the specified VLAN

**Example:**

```

Set the port link type to Access, and add port GE1 to VLAN 1
Switch#
Switch # configure
Switch(config)# vlan 2
Switch(config-vlan)# exit
Switch(config)# interface Ethernet 1/0/1
Switch(config-if)# switchport mode access
Switch(config-if)# switchport access vlan 1
Switch(config-if)# exit
Switch(config)# exit
Switch# copy running-config startup-config
Success
Switch#

```

- o Configure hybrid mode VLAN

**Command:**

1. **switchport mode** { access/ hybrid/ trunk }
2. **switchport hybrid allowed vlan** {add/ remove} *VLAN-LIST* {untagged/tagged}
3. **switchport hybrid pvid** <1-4094>
4. **switchport hybrid acceptable-frame-type** {all/tagged-only/untagged-only}
5. **switchport hybrid ingress-filtering**

**Mode:** interface configuration mode

**Parameter:**

Parameter	Description
access/ hybrid/ trunk	Configure the link type access/hybrid/trunk of the port
add/remove	Configure the port link type as hybrid to add /remove vlan
<i>VLAN-LIST</i>	The range of the vlan list is 1-4094
untagged/tagged	Configure the port to receive this VLAN frame as untagged/tagged
<1-4094>	Configure the PVID of the port
all/tagged-only/untagged-only	Configure the type of frame received by the port as all/only tagged/only untagged

**Description:**

1. **The switchport mode** command configures the port link type as hybrid
2. **switchport hybrid allowed vlan** command configures the VLAN added /removed by the hybrid port, and the received frame type of this vlan is tagged/untagged
3. **switchport hybrid pvid** command configures the PVID of the hybrid port
4. **switchport hybrid acceptable-frame-type** command configures the frame type received by the hybrid port to be all
5. **switchport hybrid ingress-filtering** command to enable inbound filtering

**Example:**

```

Switch#
Switch # configure
Switch(config)# vlan 3
Switch(config-vlan)# exit
Switch(config)# interface Ethernet 1/0/1
Switch(config-if)# switchport mode hybrid
Switch(config-if)# switchport hybrid allowed vlan add 2 tagged
Switch(config-if)# switchport hybrid allowed vlan add 3 untagged
Switch(config-if)# switchport hybrid allowed vlan remove 1
Switch(config-if)# switchport hybrid pvid 3
Switch(config-if)# switchport hybrid acceptable-frame-type all
Switch(config-if)# switchport hybrid ingress-filtering
Switch(config-if)# exit
Switch(config)# exit
Switch# copy running-config startup-config
Success

```

- o Configure Trunk mode VLAN

**Command:**

1. **switchport mode** { access/ hybrid/ / trunk}
2. **switchport trunk allowed vlan** {add/ remove} { *VLAN-LIST/all* }
3. **switchport trunk acceptable-frame-type** {all | tagged-only}
4. **switchport trunk native vlan** <1-4094>

**Mode:** interface configuration mode

**Parameter:**

Parameter	Description
access / hybrid / trunk	Configures the port link type as access, hybrid, or trunk
add / remove	Adds or removes VLANs on a port configured as trunk
VLAN-LIST / all	VLAN list range: 1–4094 or all VLANs
<1–4094>	Configures the port’s PVID (Port VLAN ID); valid range is 1–4094
all	Allows both tagged and untagged frames to be received
tagged-only	Allows only tagged frames to be received

**Description:**

1. **The switchport mode** command configures the port link type as trunk
2. **switchport trunk allowed vlan** command configures the VLAN added /removed by the trunk port
3. **switchport trunk native vlan** command configures the PVID of the trunk port

**Example:**

```
Switch#
Switch # configure
Switch(config)# vlan 2-4
Switch(config-vlan)# exit
Switch(config)# interface Ethernet 1/0/1
Switch(config-if)# switchport mode trunk
Switch(config-if)# switchport trunk allowed vlan add 3-4
Switch(config-if)# switchport trunk allowed vlan remove 1
Switch(config-if)# switchport trunk native vlan 4
Switch(config-if)# exit
Switch(config)# exit
Switch#
```

---

- o Port opening/closing QINQ

**Command:**

1. **switchport mode tunnel**
2. **no switchport mode**

**Mode:** Interface Configuration Mode

**Parameter:** none

**Description:** Port enable/disable QINQ

**Example:**

```
#Enable/disable QinQ on the port
Switch(config)# interface eth1/0/1
Switch(config-if)# switchport mode tunnel
Switch(config-if)# no switchport mode
```

---

- o Configure the default VLAN of the QINQ port

**Command:**

1. **switchport mode tunnel**
2. **switchport tunnel vlan <1-4094>**
3. **no switchport tunnel vlan <1-4094>**

**Mode:** Interface Configuration Mode

**Parameter:**

Parameter	Description
<1-4094>	VLAN ID , an integer ranging from 1 to 4094

**Description:** Configure the default VLAN of the QINQ port

**Example:**

```
Switch( config-if )# switchport tunnel vlan 20
Switch( config-if )# no switchport tunnel vlan 20
```

- 
- Configuring TPID

**Command:**

```
switchport mode trunk  
qinq protocol tpid tpid-id
```

**Mode:** Interface Configuration Mode

**Parameter:**

Parameter	Description
tpid-id	Tag protocol identifier. Default is 0x8100. Options include 0x88a8, 0x9100, 0x9200, etc.

**Description:**

Configures the TPID (Tag Protocol Identifier) for a port.

**Note:** This configuration is only supported when the port's link address type is non-QinQ.

**Example:**

```
Switch(config)# interface eth1/0/1  
Switch(config-if)# switchport mode trunk  
Switch(config-if)# qinq protocol tpid 0x9100
```

- 
- Display and maintain VLANs

**Command:**

1. **show vlan**
2. **show vlan VLAN-LIST**
3. **show interfaces switchport** {Ethernet/ LAG} <interface-id>/<1-8>

**Mode:** none

**Parameter:**

Parameter	Description
VLAN-LIST	The range of VLAN list is 1-4094
Ethernet/ LAG	Select Ethernet Port or Aggregated Port
<interface-id>	Take GWN 7803P as an example, Ethernet port 1-28
<1-8>	Take GWN7803P as an example, aggregation port 1-8

**Description:**

1. **show vlan** command displays all VLAN information
2. **show vlan VLAN-LIST** command displays a certain VLAN information
3. **show interfaces switchport** command displays port VLAN information

**Example:**

```
Switch# show vlan
VID | VLAN Name | Untagged Ports | Tagged Ports |
-----+-----+-----+-----
1 | default | eth1/0/1-1/0/10, lag1-8 | --- | Default
```

## MAC VLAN

- o Add/delete MAC VLAN mapping table

### Command:

1. **vlan mac-vlan group** A:B:C:D:E:F **mask** <9-48> **vlan** <1-4094> [ **priority** <0-7> ]
2. no vlan mac-vlan group A:B:C:D:E:F mask <9-48>

**Mode:** global configuration mode

### Parameter:

Parameter	Description
A:B:C:D:E:F	Source MAC address of the client . Only unicast addresses are supported.
<9-48>	The mask of the client MAC address . The value range is an integer from 9 to 48 .
<1-4094>	the MAC address is mapped. The value range is an integer from 1 to 4094 .
<0-7>	802.1p priority, an integer ranging from 0 to 7

**Description:** Add/delete MAC VLAN mapping table

### Example:

```
Switch# configure
Switch(config)# vlan mac-vlan group 00:00:00:00:00:01 mask 48 vlan 10 priority 0
```

- o Enabling/Disabling MAC VLAN on a Port

### Command:

```
switchport hybrid mac-vlan
no switchport hybrid mac-vlan
```

**Mode:** Interface Configuration Mode

**Parameter:** None

**Description:** Enables or disables MAC VLAN on a port. This configuration is only supported on Hybrid port types.

### Example:

```
Switch# configure
Switch(config)# interface Ethernet 1/0/1
Switch(config-if)# switchport mode hybrid
Switch(config-if)# switchport hybrid mac-vlan
```

- Check the MAC VLAN configuration

**Command:** show vlan mac-vlan groups

**Mode:** Privileged EXEC mode

**Parameter:** none

**Description:** View the configured MAC-VLAN mapping table

**Example:**

```
Switch# show vlan mac-vlan groups

Mac Address Mask Vlan 802.1p
-----
00:00:00:00:00:01 48 1 0

Total 1 Entry
```

- Check the port MAC VLAN configuration

**Command:** show running-config interface Ethernet {interface-id}

**Mode:** Privileged EXEC mode

**Parameter:**

Parameter	Description
interface-id	Switch port ID

**Description:** View the MAC VLAN mapping table of the specified port.

**Example:**

```
Switch# show running-config interface Ethernet 1 /0/1
interface eth1/0/1
switchport mode hybrid
switchport hybrid mac-vlan
```

## Protocol VLAN

- Add/delete protocol VLAN group

**Command:**

1. **vlan protocol-vlan group** {group-index} **frame-type** (ethernet\_ii|snap\_1042) **protocol-value** {value}
2. **vlan protocol-vlan group** {group -index} **frame-type** {llc\_other} **dsap** {Dsap\_value} **ssap** {Ssap\_value}
3. **no vlan protocol-vlan group** {group-index}

**Mode:** global configuration mode

**Parameter:**

Parameter	Description
<i>group-index</i>	Protocol index value , the value range is an integer from 0 to 7
<i>ethernet_ii snap_1042</i>	Frame type . When you select this frame type, you can set the protocol value.
<i>llc_other</i>	Frame type . When you select this frame type, you can set the DSAP/SSAP value.
<i>value</i>	Protocol value , range is 0x0600-0xFFFF
<i>Dsap_value/Ssap_value</i>	The value range is 0x00-0xFF , and they cannot be 0xaa , 0xe0 and 0xff at the same time.

**Description:** Add/delete protocol VLAN group

**Example:**

```
Switch# configure
Switch(config)# vlan protocol-vlan group 0 frame-type ethernet_ii protocol-value 0x0800
Switch(config)# vlan protocol-vlan group 1 frame-type snap_1042 prptocol-value 0x86dd
Switch(config)# vlan protocol-vlan group 2 frame-type llc_other dsap 0x10 ssap 0xe0
```

- View the protocol VLAN group

**Command:** show vlan protocol-vlan

**Mode:** Privileged EXEC mode

**Parameter:** none

**Description:** View the protocol VLAN group

**Example:**

```
show vlan protocol-vlan

Group ID | Status | Type | value
-----+-----+-----+-----
0 | Enabled | Ethernet | 0x0800
1 | Enabled | SNAP_1024 | 0x86DD
2 | Enabled | LLC other | 0x10E0
```

- Port Binding/Unbinding Protocol VLAN

**Command:**

```
vlan protocol-vlan group <group-index> vlan <1-4094> [priority <0-7>]
no vlan protocol-vlan group <group-index>
```

**Mode:** Interface Configuration Mode

**Parameter:**

Parameter	Description
group-index	An integer ranging from 0 to 7.
vlan-id	Bound VLAN ID, an integer ranging from 1 to 4094.
802.1p_Range	Configure the 802.1p priority, an integer ranging from 0 to 7.

**Description:** Port binds a protocol VLAN group.

## Example:

Note: You need to create a protocol VLAN rule for group 0 before binding it to the hybrid port.

```
Switch# configure
Switch(config)# interface Ethernet 1/0/1
Switch(config-if)# switchport mode hybrid
Switch(config-if)# vlan protocol-vlan group 0 vlan 10 priority 0
```

- Check the port protocol VLAN configuration

**Command:** `show running-config interface Ethernet {interface-id}`

**Mode:** Privileged EXEC mode

**Parameter:**

Parameter	Description
<i>interface-id</i>	Switch port ID

**Description:** Check the protocol VLAN binding group of the specified port

## Example:

```
Switch# show running-config interface Ethernet 1/0/1
interface eth 1/0/1
switchport mode hybrid
switchport hybrid protocol-vlan
vlan protocol-vlan group 0 vlan 10
speed 100
```

## VLAN Switching

**Supported models:** GWN7801(P)/GWN7802(P)/GWN7803(P)/GWN7811(P)/GWN7812P/GWN7813(P)/GWN7830/GWN7831.

- Enable/disable VLAN switching

**Command:**

1. `switchport vlan-translation enable`
2. `no switchport vlan-translation enable`

**Mode:** Interface Configuration Mode

**Parameter:** none

**Description:** Enable/disable VLAN switching function , which is only effective for Trunk or Hybrid ports.

## Example:

```
Switch( config ) #interface Ethernet 1/0/1
Switch(config-if)# switchport mode trunk
Switch(config-if)# switchport vlan-translation enable
Switch(config-if ) # no switchport vlan0-translation enable
```

- o Set VLAN Mapping

**Command:**

1. **vlan-mapping vlan <1-4094> [to <1-4094>] remark-vlan <1-4094>**
2. **no vlan-mapping vlan <1-4094> [to <1-4094>] remark-vlan <1-4094>**

**Mode:** Interface Configuration Mode

**Parameter:**

Parameter	Description
<1-4094>	Outer VLAN or outer mapped VLAN
<1-4094> [to <1-4094>]	Outer VLAN range

**Description:** Set the outer VLAN ( range) and the mapped VLAN. **Note:** Multiple VLAN mappings can be added on a single port.

Number of VLAN mapping groups configured on the device	Number of VLAN mapping groups configured on a single port	The number of outer VLAN ranges configured on the device	outer VLAN ranges configured on a single port
256	128	16	16

**Example:**

```
Switch( config ) #interface Ethernet 1/0/1
Switch(config-if)# switchport mode trunk
Switch(config-if)# switchport vlan-translation enable
Switch(config-if ) # vlan-mapping vlan 20 remark-vlan 30
Switch(config-if)# vlan-mapping vlan 40 to 50 remark-vlan 60
```

- o Enable/disable inbound direction

**Command:**

1. **vlan-mapping ingress**
2. **no vlan-mapping ingress**

**Mode:** Interface Configuration Mode

**Parameter:** none

**Description:** Whether the port VLAN mapping is enabled only for the inbound direction.

**Example:**

```
Switch( config ) #interface Ethernet 1/0/1
Switch(config-if)# switchport mode trunk
Switch(config-if)# switchport vlan-translation enable
Switch(config-if)# vlan-mapping ingress
```

- Viewing Port Mapping Configuration

**Command:**

show running-config interface Ethernet {interface-id}

**Mode:** Privileged EXEC mode

**Parameter:**

Parameter	Description
interface-id	Switch port ID

**Description:**

Displays the VLAN mapping configuration of the specified port.

**Example:**

```
Switch# show running-config interface Ethernet 1/0/1
interface eth1/0/1
  switchport vlan-translation enable
  vlan-mapping vlan 20 remark-vlan 30
  vlan-mapping vlan 40 to 50 remark-vlan 60
```

## Voice VLAN

- Configure Global Voice VLAN

**Command:**

1. **voice-vlan**
2. **no voice-vlan**
3. **voice-vlan [ state (oui-mode | auto-mode | untagged-oui-mode) ]**
4. **voice-vlan vlan <2-4094>**
5. **voice-vlan aging-time <30-65536>**
6. **voice-vlan cos <0-7> [remark]**
7. **voice-vlan dscp <0-63>**
8. **voice-vlan oui-table A:B:CA:B:C**

**Mode:** global configuration mode

**Parameter:**

Parameter	Description
<i>oui-mode</i>	Tagged OUI mode, the port is added to the voice VLAN in tagged form.
<i>auto-mode</i>	Automatic voice VLAN mode
<i>untagged-oui-mode</i>	Untagged OUI mode, the port is added to the voice VLAN in untagged form.
<i>&lt;2-4094&gt;</i>	Specify voice vlan range 2-4094
<i>&lt;30-65536&gt;</i>	The specified aging time range is 30-65536 minutes
<i>&lt;0-7&gt;</i>	Specify voice VLAN service class as 0-7
<i>[ remark ]</i>	Whether to remark the CoS
<i>&lt;0-63&gt;</i>	Specifies the DSCP priority of the automatic voice VLAN , the default is 46
<i>A:B:C</i>	Configure OUI address
<i>A:B:C</i>	Configure OUI mask

**Description:**

1. **voice-vlan**: enable voice VLAN function.
2. **no voice-vlan** : turn off the voice VLAN function.
3. **voice-vlan [ state (oui-mode | auto-mode | untagged-oui-mode) ]** : select voice VLAN mode.
4. **The voice-vlan vlan** command configures voice VLAN.
5. **The voice-vlan aging-time** command enables the voice VLAN aging time.
6. **The voice-vlan cos** command configures the cos priority.
7. **The voice-vlan cos <0-7> remark** command configures CoS remark.
8. **voice-vlan dscp <0-63>** command configures the DSCP priority of automatic voice VLAN.
9. **The voice-vlan oui-table** command configures the OUI address and mask.

**Example:**

```
Switch#
Switch # configure
Switch(config)# voice-vlan
Switch(config)# voice-vlan state oui-mode
Switch(config)# voice-vlan vlan 4
Switch(config)# voice-vlan aging-time 30
Switch(config)# voice-vlan cos 5
Switch(config)# voice-vlan oui-table c0:74:ad ff:ff:ff
Switch(config)# exit
Switch#
```

- 
- o Configure port voice VLAN

**Command:**

1. **voice-vlan**
2. **no voice-vlan**
3. **voice-vlan mode** {auto/manual}

**Mode:** interface configuration mode

**Parameter:**

Parameter	Description
auto	Specify port voice VLAN as automatic mode
manual	Specify port voice VLAN as manual mode

**Description:**

1. **The voice-vlan** command configures the port to enable the voice VLAN
2. **The no voice-vlan** command configures and disables the port voice VLAN function
3. **The voice-vlan mode** command configures the port voice as vlan in automatic /manual mode

**Example:**

```

Switch#
Switch # configure
Switch(config)# interface Ethernet 1/0/1
Switch(config-if)# voice-vlan
Switch(config-if)# voice-vlan mode auto
Switch(config-if)# voice-vlan mode manual
Switch(config-if)# exit
Switch(config)# exit
Switch#

```

- Display voice VLAN information

**Command:**

1. **show voice-vlan**
2. **show voice-vlan interfaces** {Ethernet/ LAG} <interface-id>/<1-8>

**Mode:** none

**Parameter:**

Parameter	Description
Ethernet/ LAG	Select Ethernet Port or Aggregated Port
<interface-id>	Take GWN 7803P as an example, Ethernet port 1-28
<1-8>	Take GWN7803P as an example, aggregation port 1-8

**Description:**

1. **show voice-vlan** command displays voice VLAN information
2. **show voice-vlan interfaces** command displays port voice VLAN information

**Example:**

```

Switch# show voice-vlan
Administrate Voice VLAN state : disabled
Voice VLAN ID: none (disable)
Voice VLAN Aging : 1440 minutes
Voice VLAN CoS : 6
Voice VLAN 1p Remark: disabled

Switch# show voice-vlan interface Ethernet 1/0/1
Voice VLAN Aging : 1440 minutes
Voice VLAN CoS : 6
Voice VLAN 1p Remark: disabled

OUI table
OUI MAC | OUI MASK | Description
-----+-----
00:0B:82 | FF:FF:FF | Grandstream
C0:74:AD | FF:FF:FF | Grandstream
EC:74:D7 | FF:FF:FF | Grandstream
00:E0:BB | FF:FF:FF | 3COM
00:03:6B | FF:FF:FF | Cisco
00:E0:75 | FF:FF:FF | Veritel
00:D0:1E | FF:FF:FF | Pingtel
00:01:E3 | FF:FF:FF | Siemens
00:60:B9 | FF:FF:FF | NEC/Philips
00:0F:E2 | FF:FF:FF | H3C
00:09:6E | FF:FF:FF | Avaya

Port | State | Port Mode | Cos Mode
-----+-----+-----+-----
eth1/0/1 | Disabled | Manual | Src

```

---

## PVLAN

### Set the VLAN Type to Primary

**Command:** private-vlan primary

**Mode:** VLAN Configuration Mode

**Parameter:** None

**Description:** Sets the current VLAN as a **Primary** VLAN for Private VLAN (PVLAN) configuration.

#### Example

```
Switch(config)# vlan 20-30
Switch(config-vlan)# private-vlan primary
```

---

### Set the VLAN Type to Community

**Command:** private-vlan community

**Mode:** VLAN Configuration Mode

**Parameter:** None

**Description:** Sets the current VLAN as a **Community** VLAN for Private VLAN (PVLAN) configuration.

#### Example:

```
Switch(config)# vlan 20-30
Switch(config-vlan)# private-vlan community
```

---

### Set the VLAN Type to Isolated

**Command:** private-vlan isolated

**Mode:** VLAN Configuration Mode

**Parameter:** None

**Description:** Sets the current VLAN as an **Isolated** VLAN for Private VLAN (PVLAN) configuration.

#### Example:

```
Switch(config)# vlan 20-30
Switch(config-vlan)# private-vlan isolated
```

---

### Set the VLAN Type to Normal

**Command:** no private-vlan

**Mode:** VLAN Configuration Mode

**Parameter:** None

**Description:** Removes any Private VLAN type and sets the VLAN to a **Normal** type.

**Example:**

```
Switch(config)# vlan 20-30
Switch(config-vlan)# no private-vlan
```

---

## Add / Remove VLAN Association

**Command:** private-vlan <2-4094> association [(add | remove)] VLAN-LIST

**Command:** no private-vlan <2-4094> association

**Mode:** Global Configuration Mode

**Parameter:**

Parameter	Description
<2-4094>	Primary VLAN ID (range: 2-4094)
add   remove	Add or delete the association between the primary VLAN and secondary VLANs
VLAN-LIST	Auxiliary VLAN(s) to associate. Can be a single VLAN or a list/range.

**Description:**

Adds or removes the association between a **Primary VLAN** and one or more **Secondary VLANs**.

**Example:**

```
Switch(config)# private-vlan 10 association 520-530
Switch(config)# private-vlan 10 association add 601,602
Switch(config)# no private-vlan 10 association

Switch(config)# private-vlan 20 association 540
Switch(config)# private-vlan 20 association remove 540
```

---

## View VLAN Types and Their Associated VLANs

**Command:** show private-vlan vlan [VLAN-LIST]

**Mode:** Privileged EXEC mode

**Parameter:**

Parameter	Description
VLAN-LIST	One or more VLANs to display (single or multiple)

**Description:**

Displays the VLAN type (Primary, Community, Isolated, or Normal) and any associated VLANs.

**Example:**

```
Switch# show private-vlan vlan
Switch# show private-vlan vlan 100,200
```

---

## Configuring the Port Working Mode

**Command:** switchport private-vlan mode (host | promiscuous | trunk-promiscuous | host-trunk)

**Command:** no switchport private-vlan mode

**Mode:** Port Configuration Mode

**Parameter:**

Parameter	Description
host   promiscuous   trunk-promiscuous   host-trunk	Port working mode

### Description:

Configures the Private VLAN working mode for a port.

### Example:

```
Switch(config)# interface Ethernet 1/0/1
Switch(config-if)# switchport private-vlan mode host
```

---

## Configuring Port Binding VLAN Association

**Command:** switchport private-vlan association <2-4094> <VLAN-LIST>

**Command:** no switchport private-vlan association <2-4094>

**Mode:** Port Configuration Mode

**Parameter:**

Parameter	Description
<2-4094>	Primary VLAN ID
<VLAN-LIST>	Secondary VLAN(s). Can be a single VLAN, list, or range.

### Description:

Binds a port to a primary VLAN and one or more associated secondary VLANs.

- **Host** ports: One-to-one association (one primary, one secondary).
- **Host-Trunk** ports: Multiple associations allowed, but each primary VLAN can only bind to one secondary VLAN.
- **Promiscuous** ports: One VLAN association per command, but one primary VLAN can bind to multiple secondary VLANs.
- **Trunk-Promiscuous** ports: Multiple associations supported, one primary VLAN can bind to multiple secondary VLANs.

### Example:

```
Switch(config)# interface Ethernet 1/0/1
Switch(config-if)# switchport private-vlan mode host
Switch(config-if)# switchport private-vlan association 2 12

Switch(config)# interface Ethernet 1/0/2
Switch(config-if)# switchport private-vlan mode host-trunk
Switch(config-if)# switchport private-vlan association 514 524
Switch(config-if)# switchport private-vlan association 513 523
Switch(config-if)# switchport private-vlan association 512 522

Switch(config)# interface Ethernet 1/0/3
Switch(config-if)# switchport private-vlan mode promiscuous
Switch(config-if)# switchport private-vlan mapping 3 13,23

Switch(config)# interface Ethernet 1/0/4
Switch(config-if)# switchport private-vlan mode trunk-promiscuous
Switch(config-if)# switchport private-vlan mapping 511 521
Switch(config-if)# switchport private-vlan mapping 512 522
Switch(config-if)# switchport private-vlan mapping 506 516-517
Switch(config-if)# switchport private-vlan mapping 657 536,646,648,650,652,654
```

---

## PVLAN Configuration of All Ports

**Command:** show private-vlan interfaces

**Mode:** Privileged EXEC mode

**Parameter:** None

**Description:** Displays the PVLAN configuration status of all interfaces on the switch.

### Example:

```
Switch# show private-vlan interfaces
```

---

## PVLAN Configuration Bound to the Specified Port

**Command:** show private-vlan interfaces [IF\_PORTS]

**Mode:** Privileged EXEC mode

**Parameter:** None

**Description:** Displays the PVLAN configuration bound to a specific Ethernet or LAG interface.

### Example:

```
Switch# show private-vlan interfaces Ethernet 1/0/1
Switch# show private-vlan interfaces LAG 1
```

---

## Spanning tree

### Global Settings

- Turn on/off spanning tree

### Command:

1. spanning-tree
2. no spanning-tree

**Mode:** global configuration mode

**Parameter:** none

**Description:** Enable/ disable spanning tree function

**Example:**

```
Switch(config)# no spanning-tree
Switch(config)# spanning-tree
```

- o BPDU processing method

**Command:** spanning-tree bpd {filtering|flooding}

**Mode:** global configuration mode

**Parameter:**

Parameter	Description
<b>filtering</b>	When spanning tree is disabled, filter DU packets
<b>flooding</b>	Flood BPDU packets when spanning tree is disabled

**Description:** Set the processing mode of BPDU packets when the spanning tree is disabled

**Example:**

```
Switch(config)# no spanning-tree
Switch(config)# spanning-tree bpd filtering
```

- o Set Spanning Tree Mode

**Command:** spanning-tree mode {stp | rstp | mstp | pvst | rpvst}

**Mode:** Global Configuration Mode

**Parameter:**

Parameter	Description
stp	Standard Spanning Tree Protocol
rstp	Rapid Spanning Tree Protocol ( <i>default</i> )
mstp	Multiple Spanning Tree Protocol
pvst	Per-VLAN Spanning Tree Protocol
rpvst	Rapid Per-VLAN Spanning Tree Protocol

**Description:**

Configures the Spanning Tree operating mode. Default mode is **RSTP**.

**Example:**

```
Switch(config)# spanning-tree mode rstp
```

---

- Ignoring BPDU VLAN

**Command:**

```
spanning-tree bpdv vlan-ignore  
no spanning-tree bpdv vlan-ignore
```

**Mode:** Global Configuration Mode

**Parameter:** none

**Description:** configures the switch to ignore BPDU VLAN messages.

**Example:**

```
Switch(config)# spanning-tree bpdv vlan-ignore
```

- Path cost

**Command:** spanning-tree pathcost method {long|short}

**Mode:** global configuration mode

**Parameter:**

Parameter	Description
<b>long</b>	Specify the global path cost as long, ranging from 1 to 200000000
<b>short</b>	Specify the global path cost as short, the range is between 1-65535

**Description:** Set the global spanning tree path cost, the default is **long**

**Example:**

```
Switch(config)# spanning-tree mode rstp
```

---

- Bridge priority

**Command:** spanning-tree priority PRIORITY

**Mode:** global configuration mode

**Parameter:**

Parameter	Description
<i>priority</i>	Global bridge priority, an integer ranging from 0 to 61440 , and a multiple of 4096

**Description:** Set global bridge priority

**Example:**

```
Switch(config)# spanning-tree priority 0
```

---

- BPDU contact time

**Command:** `spanning-tree hello-time SECONDS`

**Mode:** global configuration mode

**Parameter:**

Parameter	Description
<i>seconds</i>	BPDU contact time setting, the value range is an integer from 1 to 10, and it needs to satisfy $(\text{Hello Time} + 1) * 2 \leq \text{Max Age} \leq (\text{Forward Delay} - 1) * 2$

**Description:** Set BPDU contact time

**Example:**

```
Switch(config)# spanning-tree hello-time 2
```

---

- Aging time

**Command:** `spanning-tree maximum-age SECONDS`

**Mode:** global configuration mode

**Parameter:**

Parameter	Description
<i>seconds</i>	maximum aging time setting, the value range is an integer from 6 to 40 , and it needs to satisfy $(\text{Hello Time} + 1) * 2 \leq \text{Max Age} \leq (\text{Forward Delay} - 1) * 2$

**Description:** Set the maximum aging time

**Example:**

```
Switch(config)# spanning-tree maximum-age 20
```

---

- Forwarding delay time

**Command:** `spanning-tree forward-delay SECONDS`

**Mode:** global configuration mode

**Parameter:**

Parameter	Description
-----------	-------------

<i>seconds</i>	Forwarding delay time, an integer ranging from 4 to 30 , and must satisfy $(\text{Hello Time} + 1) * 2 \leq \text{Max Age} \leq (\text{Forward Delay} - 1) * 2$
----------------	---

**Description:** Set forwarding delay time

**Example:**

```
Switch(config)# spanning-tree forward-delay 15
```

---

- Send retain count

**Command:** `spanning-tree tx-hold-count COUNT`

**Mode:** global configuration mode

**Parameter:**

Parameter	Description
count	an integer ranging from 1 to 10

**Description:** Set send hold count

**Example:**

```
Switch(config)# spanning-tree tx-hold-count 6
```

---

- Maximum hop count

**Command:** `spanning-tree max-hops HOP`

**Mode:** global configuration mode

**Parameter:**

Parameter	Description
hop	The maximum number of hops, an integer ranging from 1 to 40

**Description:** Set the maximum number of hops

**Example:**

```
Switch(config)# spanning-tree max-hops 20
```

---

- Show spanning tree

**Command:** `show spanning tree`

**Mode:** privileged EXEC mode

**Parameter:** none

**Description:** View spanning tree information

**Example:**

```
Switch # show spanning tree
```

---

## Port settings

- Port selection

**Command:**

1. **interface** *Ethernet id/LAG id*
2. **interface range** *Ethernet/LAG <nm>*

**Mode:** privileged EXEC mode

**Parameter:**

Parameter	Description
<i>Ethernet id/LAG id</i>	Select switch ports, including common interfaces and aggregated interfaces.
<i>Ethernet/LAG &lt;nm&gt;</i>	Select the switch port range , including common interfaces and aggregated interfaces.

**Description:** Select ports for spanning tree related configuration

**Example:**

```
Switch(config)# interface range Ethernet 1/0/2-1/0/10
```

---

- Port path cost

**Command:** spanning-tree cost *COST*

**Mode:** global configuration mode

**Parameter:**

Parameter	Description
<i>cost</i>	When the global path cost is set to long, the range is an integer between 0 and 200000000; when the global path cost is set to short, the range is an integer between 0 and 65535; when it is set to 0, it automatically matches the global setting

**Description:** Set port path cost

**Example:**

```
Switch(config-if-range)# spanning-tree cost 100
```

---

- Port priority

**Command:** spanning-tree port-priority *PRIORITY*

**Mode:** global configuration mode

**Parameter:**

Parameter	Description
<i>priority</i>	Port priority, the value is an integer between 0 and 240, and it is a multiple of 16

**Description:** Set port priority

**Example:**

```
Switch(config-if-range)# spanning-tree port-priority 0
```

---

- Configure edge ports

**Command:** spanning-tree-edge {auto|true|false}

**Mode:** global configuration mode

**Parameter:**

Parameter	Description
auto true false	port edge setting

**Description:** Set the edge port function of the port

**Example:**

```
Switch(config-if-range)# spanning-tree edge auto
```

---

- Enable/disable BPDU filtering

**Command:**

1. **spanning-tree bpdu-filter**
2. **no spanning-tree bpdu-filter**

**Mode:** global configuration mode

**Parameter:** none

**Description:** Set the BPDU filtering function of the port

**Example:**

```
Switch(config-if-range)# spanning-tree bpdu-filter
```

---

- Enable/disable BPDU protection

**Command:**

1. **spanning-tree bpdu-guard**
2. **no spanning-tree bpdu-guard**

**Mode:** global configuration mode

**Parameter:** none

**Description:** Set the BPDU protection function of the port

**Example:**

```
Switch(config-if-range)# spanning-tree bpdu-guard
```

---

- Enabling/Disabling Root Protection

**Command:**

```
spanning-tree root-protection  
no spanning-tree root-protection
```

**Mode:** Global Configuration Mode

**Parameter:** None

**Description:**

Enables or disables the root protection function of the port.

**Note:** Root protection and loop protection are mutually exclusive.

**Example:**

```
Switch(config-if-range)# spanning-tree root-protection
```

---

- Enabling/Disabling Loop Protection

**Command:**

```
spanning-tree loop-protection  
no spanning-tree loop-protection
```

**Mode:** Global Configuration Mode

**Parameter:** None

**Description:**

Enables or disables the loop protection function of the port.

**Note:** Root protection and loop protection are mutually exclusive.

**Example:**

```
Switch(config-if-range)# spanning-tree loop-protection
```

- o Point-to-point link

**Command:**

1. **spanning-tree link-type (point-to-point|shared)**
2. **no spanning-tree link-type**

**Mode:** interface configuration mode

**Parameter:**

Parameter	Description
<b>point-to-point</b>	Start a point-to-point link
<b>shared</b>	Disable point-to-point link

**Description:**

Set the point-to-point link function of the port

**no spanning-tree link-type** : restore the port as an automatic identification link

**Example:**

```
Switch(config-if-range)# no spanning-tree link-type shared
```

- 
- o Show port

**Command:** show spanning-tree interfaces IF\_PORTS [statistic]

**Mode:** privileged EXEC mode

**Parameter:**

parameter	describe
<b>interfaces IF_PORTS</b>	Port ID or range of port IDs
<b>statistic</b>	Display the spanning tree data information of the port

**Description:** View port spanning tree information

**Example:**

```
Switch# show spanning-tree interfaces Ethernet 1/0/2
```

```
Port eth1/0/2 enabled  
State: forwarding  
Role: root  
Port id: 12 8.2  
Port cost: 4  
Type: P2P (STP)  
Edge Port: No  
Designated bridge Priority : 32767  
Address: c0:74:ad:98:d5:10  
Designated port id: 128.2  
Designated path cost: 0  
BPDU Filter: Disabled  
BPDU guard: Disabled  
BPDU: sent 6, received 692
```

---

## MST instance

- Enter MST configuration

**Command:** spanning-tree mst configuration

**Mode:** global configuration mode

**Parameter:** none

**Description:** MST configuration to enter MSTP mode

**Example:**

```
Switch(config)# spanning-tree mst configuration
```

- 
- Domain name

**Command:** name *NAME*

**Mode:** MST configuration mode

**Parameter:**

Parameter	Description
name	MST domain name , up to 32 characters

**Description:** Set MST domain name

**Example:**

```
Switch(config-mst)# name 123
```

- 
- Revision

**Command:** revision *REVISION*

**Mode:** MST configuration mode

**Parameter:**

Parameter	Description
revision	MSTP revision, an integer ranging from 0 to 65535

**Description:** Set MSTP revision

**Example:**

```
Switch(config-mst)# revision 123
```

---

- o Instances and VLANs

**Command:** instance *instance-id* **vlan** *vlan-list*

**Mode:** MST configuration mode

**Parameter:**

Parameter	Description
<i>instance-id</i>	Instance ID (0-15)
<i>vlan-list</i>	instance mapping, you can only fill in one VLAN , or take a range, if not filled, the default is 1-4094

**Description:** Set the mapping relationship between instances and VLANs

**Example:**

```
Switch(config-mst)# instance 2 vlan 50-100
```

---

- o Instance priority

**Command:** spanning-tree mst *instance-id* **priority** *priority*

**Mode:** MST configuration mode

**Parameter:**

Parameter	Description
<i>instance-id</i>	Instance ID (0-15)
<i>priority</i>	Instance priority, an integer ranging from 0 to 61440 and a multiple of 4096

**Description:** Set instance priority

**Example:**

```
Switch(config-mst)# instance 2 priority 0
```

---

- Show MST configuration

**Command:** show spanning-tree mst configuration

**Mode:** privileged EXEC mode

**Parameter:** none

**Description:** View MST configuration

**Example:**

```
Switch# show spanning-tree mst configuration
```

---

## MST port settings

- Port selection

**Command:**

1. **interface** *Ethernet id/LAG id*
2. **interface range** *Ethernet/LAG <nm>*

**Mode:** global configuration mode

**Parameter:**

Parameter	Description
<i>Ethernet id/LAG id</i>	Select switch ports, including common interfaces and aggregated interfaces
<i>Ethernet/LAG &lt;nm&gt;</i>	Select the switch port range , including common interfaces and aggregated interfaces

**Description:** Select port for MST port configuration

**Example:**

```
Switch(config)# interface range Ethernet 1/0/2-1/0/10
```

---

- Port path cost

**Command:** spanning-tree mst *instance-id* **cost** *cost*

**Mode:** interface configuration mode

**Parameter:**

Parameter	Description
-----------	-------------

<i>instance-id</i>	Instance ID
<i>cost</i>	Path cost , an integer ranging from 0 to 200000000

**Description:** Set the path cost of the specified port in the MST instance

**Example:**

```
Switch(config-if-range)# spanning-tree mst 2 cost 100
```

- o Port priority

**Command:** `spanning-tree mst instance-id port-priority priority`

**Mode:** interface configuration mode

**Parameter:**

Parameter	Description
<i>instance-id</i>	Instance ID
<i>priority</i>	Port priority , an integer ranging from 0 to 240 , and a multiple of 16

**Description:** Set the priority of the specified port in the MST instance

**Example:**

```
Switch(config-if-range)# spanning-tree mst 2 port-priority 0
```

- o Show MST instance configuration

**Command:** `show spanning-tree mst instance-id interface IF_PORTS`

**Mode:** privileged EXEC mode

**Parameter:**

Parameter	Description
<i>instance-id</i>	Instance ID (0-15)
<i>IF_PORTS</i>	port or port range

**Description:** View the configuration of the MST instance on the specified port

**Example:**

```
Switch# show spanning-tree mst 2
```

## VLAN settings (PVST/RPVST)

- Create a VLAN instance

**Command:** spanning-tree pvst vlan VLAN-LIST

**Mode:** global configuration mode

**Parameter:**

Parameter	Description
VLAN-LIST	VLAN ID, enter an integer from 1 to 4094 , multiple choices

**Description:** Create a VLAN instance

**Example:**

```
Switch(config)# spanning-tree pvst vlan 1
```

---

- Delete a VLAN instance

**Command:** no spanning-tree pvst vlan VLAN-LIST

**Mode:** global configuration mode

**Parameter:**

Parameter	Description
VLAN-LIST	VLAN ID, enter an integer from 1 to 4094 , multiple choices

**Description:** Delete a VLAN instance

**Example:**

```
Switch(config)# no spanning-tree pvst vlan 1
```

---

- Contact time

**Command:** spanning-tree pvst vlan VLAN-LIST hello-time <1-10>

**Mode:** global configuration mode

**Parameter:**

Parameter	Description
VLAN-LIST	VLAN ID, enter an integer from 1 to 4094 , multiple choices
<1-10>	Contact time , an integer ranging from 1 to 10 , the default is 2 , and it needs to satisfy $(\text{Hello Time} + 1) * 2 \leq \text{Max Age} \leq (\text{Forward Delay} - 1) * 2$

**Description:** Set contact time for VLAN instance

**Example:**

```
Switch(config)# spanning-tree pvst vlan 1 hello-time 2
```

---

- Reset Contact Hours

**Command:** no spanning-tree pvst vlan VLAN-LIST hello-time

**Mode:** global configuration mode

**Parameter:**

Parameter	Description
VLAN-LIST	VLAN ID, enter an integer from 1 to 4094 , multiple choices

**Description:** Reset the contact time of the VLAN instance to the default value of 2 seconds

**Example:**

```
Switch(config)# no spanning-tree pvst vlan 1 hello-time
```

---

- Forwarding delay time

**Command:** spanning-tree pvst vlan VLAN-LIST forward-delay <4-30>

**Mode:** global configuration mode

**Parameter:**

Parameter	Description
VLAN-LIST	VLAN ID, the input range is an integer from 1 to 4094 , multiple choices are possible
<4-30>	Forwarding delay time , the value range is an integer from 4 to 30 , the default is 15 seconds , and it needs to satisfy $(\text{Hello Time} + 1) * 2 \leq \text{Max Age} \leq (\text{Forward Delay} - 1) * 2$

**Description:** Set the forwarding delay time of the VLAN instance

**Example:**

```
Switch(config)# spanning-tree pvst vlan 1 forward-delay 15
```

---

- Reset forwarding delay time

**Command:** no spanning-tree pvst vlan VLAN-LIST forward-delay

**Mode:** global configuration mode

**Parameter:**

Parameter	Description
VLAN-LIST	VLAN ID, the input range is an integer from 1 to 4094 , multiple choices are possible

**Description:** Reset the forwarding delay time of the VLAN instance to the default value of 15 seconds

**Example:**

```
Switch(config)# no spanning-tree pvst vlan 1 forward-delay
```

- Aging time

**Command:** spanning-tree pvst vlan VLAN-LIST maximum-age <6-40>

**Mode:** global configuration mode

**Parameter:**

Parameter	Description
VLAN-LIST	VLAN ID, the input range is an integer from 1 to 4094 , multiple choices are possible
<6-40>	The maximum presbyopia time , an integer ranging from 6 to 40 , the default is 20 seconds , and it needs to satisfy $(Hello\ Time + 1) * 2 \leq Max\ Age \leq (Forward\ Delay - 1) * 2$ .

**Description:** Set the maximum aging time of a VLAN instance

**Example:**

```
Switch(config)# spanning-tree pvst vlan 1 maximum-age 20
```

- Reset max aging time

**Command:** no spanning-tree pvst vlan VLAN-LIST forward-delay

**Mode:** global configuration mode

**Parameter:**

Parameter	Description
VLAN-LIST	VLAN ID, the input range is an integer from 1 to 4094 , multiple choices are possible

**Description:** time of VLAN instances to the default value of 20 seconds

**Example:**

```
Switch(config)# no spanning-tree pvst vlan 1 maximum-age
```

- Priority

**Command:** spanning-tree pvst vlan VLAN-LIST priority <0-61440>

**Mode:** global configuration mode

**Parameter:**

Parameter	Description
VLAN-LIST	VLAN ID, the input range is an integer from 1 to 4094 , multiple choices are possible
<0-61440>	Priority , the value range is an integer from 0 to 61440 , and it is a multiple of 4096 , the default is 32768

**Description:**

1. set priority
2. **Note:** In PVST mode, the actual priority of each instance is the sum of priority and VLAN ID

**Example:**

```
Switch(config)# spanning-tree pvst vlan 1 priority 32768
```

- 
- o Reset priority

**Command:** no spanning-tree pvst vlan VLAN-LIST priority

**Mode:** global configuration mode

**Parameter:**

Parameter	Description
VLAN-LIST	VLAN ID, the input range is an integer from 1 to 4094 , multiple choices are possible

**Description:** Reset priority to default 32768

**Example:**

```
Switch(config)# no spanning-tree pvst vlan 1 priority
```

- 
- o View VLAN instance

**Command:** show spanning-tree pvst VLAN-LIST

**Mode:** global configuration mode

**Parameter:**

Parameter	Description
VLAN-LIST	VLAN ID, enter an integer from 1 to 4094 , multiple choices

**Description:** View VLAN instance

**Example:**

```
Switch(config)# show spanning-tree pvst 1
```

---

## PVST/RPVST port settings

- Port selection

### Command:

1. **interface** Ethernet id/LAG id
2. **interface range** Ethernet/LAG <nm>

**Mode:** global configuration mode

### Parameter:

Parameter	Description
<i>Ethernet id/LAG id</i>	Select switch ports, including common interfaces and aggregated interfaces
Ethernet/LAG <nm>	Select the switch port range , including common interfaces and aggregated interfaces

**Description:** Select port for PVST port configuration

### Example:

```
Switch(config)# interface range Ethernet 1/0/2-1/0/10
```

---

- Port priority

**Command:** spanning-tree pvst vlan <1-4094> port- priority <0-240>

**Mode:** interface configuration mode

### Parameter:

Parameter	Description
<1-4094>	VLAN ID, the input range is an integer from 1 to 4094 , multiple choices are possible.
<0-240>	Port priority , the value range is an integer from 0 to 240 , and it is a multiple of 16 , and the default is 128.

**Description:** Set port priority

### Example:

```
Switch(config-if-range)# spanning-tree pvst vlan 1 port-priority 128
```

---

- Reset port priority

**Command:** no spanning-tree pvst vlan <1-4094> port- priority

**Mode:** interface configuration mode

**Parameter:**

Parameter	Description
<1-4094>	VLAN ID, the input range is an integer from 1 to 4094 , multiple choices are possible

**Description:** Reset port priority to default 128

**Example:**

```
Switch(config-if-range)# no spanning-tree pvst vlan 1 port-priority
```

- Port path cost

**Command:** spanning-tree pvst vlan <1-4094> port-cost cost

**Mode:** interface configuration mode

**Parameter:**

Parameter	Description
<1-4094>	VLAN ID, the input range is an integer from 1 to 4094 , multiple choices are possible
cost	Port path overhead. The value range is determined according to the setting of the global path cost. If the global path cost is "long", the value range is an integer from 0 to 200000000 ; if the global path cost is "short", the value range is an integer from 0 to 65535 . 0 indicates that the path cost calculation is performed automatically.

**Description:** Set the path cost of the port

**Example:**

```
Switch(config-if-range)# spanning-tree pvst vlan 1 port-cost 4096
```

- Reset port path cost

**Command:** no spanning-tree pvst vlan <1-4094> port-cost

**Mode:** interface configuration mode

**Parameter:**

Parameter	Description
<1-4094>	VLAN ID, the input range is an integer from 1 to 4094 , multiple choices are possible.

**Description:** Reset the path cost of the port

**Example:**

```
Switch(config-if-range)# no spanning-tree pvst vlan 1 port-cost
```

---

## Port Group

### Port Group – Global Settings

#### Command:

1. **interface group** [ 1-32 ]
2. **no interface group** [ 1-32 ]

**Mode:** global configuration mode

#### Parameter:

Parameter	Description
[ 1-32 ]	Port group ID, range 1-32

**Description:** [no]interface group [ 1-32 ] : Add/remove interface group [ 1-32 ]

#### Example:

```
Switch(config)# interface group 1
Switch(config)# no interface group 1
```

---

### Port Group Settings

- o Adding/removing port group members

#### Command:

1. **group-member** [interface]
2. **no group-member** [interface]

**Mode:** Interface Configuration Mode

#### Parameter:

Parameter	Description
[interface]	Added switch ports, including electrical ports, optical ports, and aggregated ports.

**Description:** [no] group-member [interface]: Add/remove port group members.

#### Example:

```
Switch (config-if-group)# group-member Ethernet 1/0/1
Switch (config-if-group)# no group-member Ethernet 1/0/1
```

- 
- Configure the description of the port group

**Command:** `group description [WORD<1-128>]`

**Mode:** Interface Configuration Mode

**Parameter:**

Parameter	Description
[WORD<1-128>]	Port group description, supports 1-128 characters, supported characters are ASCII 0x20~0x7E, but does not include "\?/, these 5 items.

**Description:** `group description [WORD<1-128>]` : Description of the configured port group.

**Example:**

```
Switch (config-if-group)# group-member Ethernet 1/0/1
Switch (config-if-group)# group description group1
```

- 
- Viewing Port Group Members

**Command:**

`show interfaces group [none/1-32]`

**Mode:** Interface Configuration Mode

**Parameter:**

Parameter	Description
[none/1-32]	None: View all port groups; 1-32: View a specific port group

**Description:** Displays the members and configuration details of the specified port group.

**Example:**

```
Switch# show interfaces group
```

## IP

### Manage VLAN and gateway settings

#### Set the VLAN interface as the management VLAN interface

**Command:** `management-vlan`

**Mode:** Interface Configuration Mode

**Parameter:** none

**Description:** Set the interface as the management VLAN interface.

### Example:

```
Set VLAN 101 interface as the management VLAN interface
Switch#config
Switch(config)#interface vlan 101
Switch(config-if)#management-vlan
```

---

## Viewing Device Management VLAN

**Command:** show management-vlan

**Mode:** Interface Configuration Mode

**Parameter:** None

**Description:** Checks the device management VLAN.

### Example:

```
Switch# show management-vlan
Management VLAN-ID: default(1)
```

---

## Setting the Management IPv4 Address

### Command:

```
ip dhcp client
no ip dhcp clientip address ABCD [mask ABCD]
```

**Mode:** Global Configuration Mode

### Parameter:

Parameter	Description
ABCD	Static IPv4 address of the management IP interface in dotted decimal format.
mask ABCD	Static IPv4 address mask of the management IP interface in dotted decimal format.

### Description:

Sets the management IPv4 address.

### Example:

```
Switch# config
Switch(config)# ip address 192.168.10.122 255.255.255.0
```

## Set IPv4 default gateway

**Command:** ip default-gateway XXXX

**Mode:** global configuration mode

**Parameter:**

Parameter	Description
XXXX	IPv4 default gateway address

**Description:** Set the IPv4 default gateway address.

**Example:**

```
Switch#config
Switch(config)#ip default-gateway 192.168.10.1
```

---

## View IPv4 default gateway

**Command:** show ip default-gateway

**Mode:** privileged EXEC mode

**Parameter:** none

**Description:** Check the IPv4 default gateway address.

**Example:**

```
Switch# show ip default-gateway
```

---

## Setting the Management IPv6 Address

**Command:**

```
ip ipv6 address X:X::X:X link-local
no ipv6 address X:X::X:X link-local
```

```
ipv6 address X:X::X/X/<1-128>
no ipv6 address X:X::X/X/<1-128>
```

```
ipv6 dhcp client stateless
no ipv6 dhcp client stateless
```

```
ipv6 address autoconfig
no ipv6 address autoconfig
```

```
ipv6 dhcp client
no ipv6 dhcp client
```

```
ipv6 dhcp gateway priority <2-255>
no ipv6 dhcp gateway priority
```

**Mode:** Interface Configuration Mode

**Parameter:**

Parameter	Description
X:X::X:X	Link-local address of the management IP interface.
<1-128>	If the IPv6 gateway address is a link-local address, specify a VLAN outbound interface.

**Description:** sets the management IPv6 link-local address.

**Example:**

```
Switch# config
Switch(config)# ipv6 default-gateway 2409:8754:3020:53::1
Switch(config)# ip default-gateway fe80::10 interface vlan 10
```

## Set IPv6 default gateway

**Command:**

1. ipv6 default-gateway X:X::X:X
2. ipv6 default-gateway X:X::X:X interface vlan <1-4094>

**Mode:** global configuration mode

**Parameter:**

Parameter	Description
X:X::X:X	IPv6 default gateway address
< 1-4094 >	If the IPv6 gateway address is a link-local address, you need to specify a VLAN outbound interface.

**Description:** Set the IPv6 default gateway address.

**Example:**

```
Switch#config
Switch(config)# ipv6 default-gateway 2409:8754:3020:53::1
Switch(config)# ip default-gateway fe80::10 interface vlan 10
```

## View IPv6 default gateway

**Command:** show ipv6 gateway

**Mode:** Privileged EXEC mode

**Parameter:** none

**Description:** Check the IPv6 default gateway address.

**Example:**

```
Switch# show ipv6 gateway
```

## VLAN IPv4 interface

### View all VLAN IPv4 interfaces

**Command:** show ip interface

**Mode:** privileged EXEC mode

**Parameter:**

Parameter	Description
<i>IP Address</i>	IPv4 address
<i>I/F</i>	VLAN IDs
<i>I/F Status</i>	Interface status (up/down)
<i>Type</i>	Interface type (Default/Static/DHCP)
<i>Status</i>	Interface status (Valid/Not Received)

**Description:** View all IPv4 interfaces

**Example:**

```
Switch# show ip interface
```

---

### View the specified VLAN IPv4 interface

**Command:**

1. **show ip** interface loopback1
2. **show ip** interface vlanxxx

**Mode:** privileged EXEC mode

**Parameter:**

Parameter	Description
<i>vlanxxx</i>	VLAN ID, the value range is 1-4094
<i>IP Address</i>	IPv4 address
<i>I/F</i>	VLAN IDs
<i>I/F Status</i>	Interface status (up/down)
<i>type</i>	Interface type (Default/Static/DHCP)
<i>Status</i>	Interface status (Valid/Not Received)

**Description:** View the specified VLAN IPv4 interface

**Example:**

```
View the IPv4 interfaces of loopback1 , VLAN 1 and VLAN 1000
Switch# show ip interface Loopback1
Switch# show ip interface vlan1
Switch# show ip interface vlan1000
```

---

## Configure static type VLAN IPv4 interface

### Command:

1. **ip address** ip/masklength
2. **ip address** ip netmask

**Mode:** interface configuration mode

### Parameter:

Parameter	Description
<i>ip</i>	IPv4 address
mask length	mask length
netmask	subnet mask

**Description:** Configure static type VLAN IPv4 interface

### Example:

```
Configure the static IPv4 address of VLAN 100 as 192.168.70.111 and the subnet mask as 255.255.255.0
Switch#config
Switch(config)#interface vlan 100
Switch(config-if)#ip address 192.168.70.111/24
Switch(config-if)#ip address 192.168.70.111 255.255.255.0
```

---

## Configure DHCP type VLAN IPv4 interface

**Command:** ip dhcp client

**Mode:** interface configuration mode

**Parameter:** none

**Description:** Configure DHCP-type VLAN IPv4 interface

### Example:

```
Configure a dynamic IPv4 interface address for VLAN 101
Switch#config
Switch(config)#interface vlan 101
Switch(config-if)#ip dhcp client
```

---

## Configure the gateway priority of DHCP type VLAN IPv4 interface

**Command:** ip dhcp gateway priority <2-255>

**Mode:** interface configuration mode

**Parameter:**

Parameter	Description
<2-255>	Gateway priority , an integer ranging from 2 to 255.

**Description:** Configuring the gateway priority of a DHCP-type VLAN IPv4 interface.

**Example:**

```
Configure the gateway priority of the dynamic IPv4 interface of VLAN 101 to 2
Switch#config
Switch(config)#interface vlan 101
Switch(config-if)#ip dhcp gateway priority 2
```

---

## Configure the DHCP gateway priority of IPv4 interface

**Command:** ip dhcp gateway priority <2-255>

**Mode:** interface configuration mode

**Parameter:**

Parameter	Description
<2-255>	Gateway priority, the value range is 2-255 , the default is 2. The smaller the value , the higher the priority.

**Description:** Configuring the DHCP Gateway Priority of an IPv4 Interface.

**Example:**

```
Configure the DHCP gateway priority of VLAN 101 as 10
Switch#config
Switch(config)#interface vlan 101
Switch(config-if)#ip dhcp client
Switch(config-if)#ip dhcp gateway priority 10
```

---

## Clear the static address configuration of the VLAN IPv4 interface

**Command:**

1. no ip address
2. no ip address ABCD

**Mode:** interface configuration mode

**Parameter:**

Parameter	Description
ABCD	IPv4 address

**Description:** Clear the static address configuration of the VLAN IPv4 interface

**Example:**

```
Switch#config
Switch(config)#interface vlan 101
Switch(config-if)#no ip address
Switch(config-if)#no ip address 192.168.10.10
```

---

## Clear the DHCP address configuration of the VLAN IPv4 interface

**Command:** no ip dhcp client

**Mode:** interface configuration mode

**Parameter:** none

**Description:** Clear the DHCP address configuration of the VLAN IPv4 interface

**Example:**

```
Clear the IPv4 DHCP address configuration of VLAN 101
Switch#config
Switch(config)#interface vlan 101
Switch(config-if)#no ip dhcp client
```

---

## VLAN IPv6 interface

### View all VLAN IPv6 interfaces

**Command:** show ip v6 interface

**Mode:** privileged EXEC mode

**Parameter:** none

**Description:** View all IPv6 interfaces

**Example:**

```
Switch# show ip v6 interface
```

---

### View the specified VLAN IPv6 interface

**Command:**

1. **show ip v6 interface loopback1**
2. **Show ip v6 interface** vlanxxx

**Mode:** privileged EXEC mode**Parameter:**

Parameter	Description
vlanxxx	VLAN ID , the value range is 1-4094

**Description:** View the specified VLAN IPv6 interface**Example:**

```
View the IPv6 interfaces of loopback1 , VLAN 1 and VLAN 1000
Switch# show ipv6 interface Loopback1
Switch# show ipv6 interface vlan1
Switch# show ipv6 interface vlan1000
```

---

## Enabling the IPv6 function on a VLAN interface

**Command:** ip v6 enable**Mode:** interface configuration mode**Parameter:** none**Description:** Enabling the IPv6 function on a VLAN interface it is enabled , the link-local address automatic generation function is enabled by default.**Example:**

```
Enable the IPv6 function on VLAN 100 interface
Switch#config
Switch(config)#interface vlan 100
Switch(config-if)#ipv6 enable
```

---

## Disable the IPv6 function of the VLAN interface

**Command:** no ip v6 enable**Mode:** interface configuration mode**Parameter:** none**Description:** Disable the IPv6 function of the VLAN interface**Example:**

```
Disable the IPv6 function of VLAN 100 interface
Switch#config
Switch(config)#interface vlan 100
Switch(config-if)#no ipv6 enable
```

---

## Statically configuring the IPv6 link-local address of a VLAN interface

**Command:** ip v6 address X:X::X:X link-local

**Mode:** interface configuration mode

**Parameter:**

Parameter	Description
X:X::X:X	link local address

**Description:** Statically configuring the IPv6 link-local address of a VLAN interface.

**Example:**

```
Configure the IPv6 link-local address of VLAN 101 interface as fe80::1111
Switch#config
Switch(config)#interface vlan 101
Switch(config-if)#ipv6 enable
Switch(config-if)#ipv6 address fe80::1111 link-local
```

---

## Statically configuring the IPv6 global unicast address of a VLAN interface

**Command:** ip v6 address X:X::X:X/<1-128>

**Mode:** interface configuration mode

**Parameter:**

Parameter	Description
X:X::X:X/<1-128>	global unicast address

**Description:** Configuring an IPv6 global unicast address for a VLAN interface

**Example:**

```
Configure the IPv6 global unicast address of VLAN 101 interface as 2002:: : 1111/64
Switch#config
Switch(config)#interface vlan 101
Switch(config-if)#ipv6 enable
Switch(config-if)#ipv6 address 2002::1111/64
```

---

**Configure the IPv6 global unicast address of the VLAN interface as stateful DHCPv6**

**Command:** ip v6 dhcp client

**Mode:** interface configuration mode

**Parameter:** none

**Description:** Configure the IPv6 global unicast address of the VLAN interface as stateful DHCPv6

**Example:**

```
Configure the IPv6 global unicast address of VLAN 101 interface as stateful DHCPv6
Switch#config
Switch(config)#interface vlan 101
Switch(config-if)#ipv6 enable
Switch(config-if)#ipv6 dhcp client
```

---

## Configure the IPv6 global unicast address of the VLAN interface as stateless DHCPv6

**Command:** ip v6 dhcp client stateless

**Mode:** interface configuration mode

**Parameter:** none

**Description:** Configure the IPv6 global unicast address of the VLAN interface as stateless DHCPv6

**Example:**

```
Configure the IPv6 global unicast address of VLAN 101 interface as stateless DHCPv6
Switch#config
Switch(config)#interface vlan 101
Switch(config-if)#ipv6 enable
Switch(config-if)#ipv6 dhcp client stateless
```

---

## Configure the IPv6 global unicast address of the VLAN interface as stateless auto-configuration

**Command:** ip v6 address autoconfig

**Mode:** interface configuration mode

**Parameter:** none

**Description:** Configure the IPv6 global unicast address of the VLAN interface as stateless auto-configuration

**Example:**

```
Configure the IPv6 global unicast address of VLAN 101 interface as stateless automatic configuration
Switch#config
Switch(config)#interface vlan 101
Switch(config-if)#ipv6 enable
Switch(config-if)#ipv6 address autoconfig
```

---

## Configure the automatic configuration gateway priority of the IPv6 interface global unicast address

**Command:** ipv6 dhcp gateway priority <2-255>

**Mode:** interface configuration mode

**Parameter:**

Parameter	Description
<2-255>	Gateway priority, the value range is 2-255 , the default is 2. The smaller the value , the higher the priority

**Description:** Configure the gateway priority for stateful DHCPv6, stateless DHCPv6, or stateless auto-configuration of the IPv6 interface global unicast address.

**Example:**

```
Configure the IPv6 global unicast address of VLAN 101 with a stateful DHCPv6 gateway priority of 10
Switch#config
Switch(config)#interface vlan 101
Switch(config)#ipv6 enable
Switch(config-if)#ip v6 dhcp client
Switch(config-if)#ip v6 dhcp gateway priority 10
```

---

## Clear the address configuration of the VLAN IPv6 interface

**Command:**

1. **no ip v6 address**
2. **no ipv6 address X:X::X:X/<1-128>**
3. **no ipv6 address autoconfig**
4. **no ipv6 dhcp client**
5. **no ipv6 dhcp client stateless**

**Mode:** interface configuration mode

**Parameter:**

Parameter	Description
X:X::X:X/<1-128>	global unicast address

**Description:**

1. **no ip v6 address** : Clear the IPv6 manually configured address of the VLAN interface, including link- local addresses and global unicast addresses.
2. **no ipv6 address X:X::X:X/<1-128>** : Clear the specified IPv6 manually configured address , link-local address or global unicast address of the VLAN interface.
3. **no ipv6 address autoconfig** : Clear the IPv6 global unicast stateless autoconfig address of the VLAN interface.
4. **no ipv6 dhcp client** : Clear the IPv6 global unicast stateful DHCPv6 address of the VLAN interface.
5. **no ipv6 dhcp client stateless** : Clear the IPv6 global unicast stateless DHCPv6 address of the VLAN interface.

**Example:**

```
Switch#config
Switch(config)#interface vlan 101
Switch(config-if)#no ipv6 address
Switch(config-if)#no ipv6 address 2002 ::1111 /64
Switch(config-if)#no ipv6 address autoconfig
Switch(config-if)#no ipv6 dhcp client
Switch(config-if)#no ipv6 dhcp client stateless
```

---

## Disable VLAN interface

**Command:** shutdown

**Mode:** interface configuration mode

**Parameter:** none

**Description:** Disable VLAN interface

**Example:**

```
Disable VLAN 101 interface
Switch#config
Switch(config)#interface vlan 101
Switch(config-if)#shutdown
```

---

## Undisable vlan interface

**Command:** no shutdown

**Mode:** interface configuration mode

**Parameter:** none

**Description:** undisable vlan interface

**Example:**

```
Undisable VLAN 101 interface
Switch#config
Switch(config)#interface vlan 101
Switch(config-if)#no shutdown
```

---

## VLAN IPv6 interface route advertisement

### Enable the VLAN interface route advertisement function

**Command:** ipv6 nd ra enable

**Mode:** Interface VLAN configuration mode

**Parameter:** none

**Description:** Enable the VLAN interface route advertisement function

**Example:**

```
Enable the route advertisement function of VLAN 101
Switch # config
Switch(config)# interface vlan101
Switch(config-if) # ipv6 enable
Switch(config-if)# ipv6 nd ra enable
```

---

## Disable the VLAN interface route advertisement function

**Command:** no ipv6 nd ra enable

**Mode:** Interface VLAN configuration mode

**Parameter:** none

**Description:** Disable interface route advertisement function

**Example:**

```
Switch(config-if)# no ipv6 nd ra enable
```

---

## Turn on option information

**Command:** ipv6 nd ra adv-interval-option

**Mode:** Interface VLAN configuration mode

**Parameter:** none

**Description:** Open option information

**Example:**

```
Enable route advertisement option information for VLAN 101
Switch # config
Switch(config)# interface vlan101
Switch(config-if)# ipv6 enable
Switch(config-if)# ipv6 nd ra enable
Switch(config-if)# ipv6 nd ra adv-interval-option
```

---

## Close option information

**Command:** no ipv6 nd ra adv-interval-option

**Mode:** Interface VLAN configuration mode

**Parameter:** none

**Description:** Close option information

**Example:**

```
Switch(config-if)# no ipv6 nd ra adv-interval-option
```

---

## Route Advertisement Interval

**Command:** ipv6 nd ra interval <1-1800>

**Mode:** Interface VLAN configuration mode

**Parameter:**

Parameter	Description
<1-1800>	Route advertisement interval time, an integer ranging from 1 to 1800 , the default is 600 seconds.

**Description:** Set the route advertisement interval.

**Example:**

```
Set the route advertisement interval of VLAN 101 to 900 seconds
Switch # config
Switch (config)# interface vlan101
Switch(config-if)# ipv6 enable
Switch(config-if)# ipv6 nd ra enable
Switch(config-if)# ipv6 nd ra interval 900
```

---

## Survival time

**Command:** ipv6 nd ra lifetime <0-9000>

**Mode:** Interface VLAN configuration mode

**Parameter:**

Parameter	Description
<0-9000>	Set the life time of IP v6 routing advertisement, the value range is an integer from 0 to 9000, and the default is 1800 seconds.

**Description:** Set the VLAN interface route advertisement lifetime.

**Example:**

```
Set the route advertisement lifetime of VLAN 101 to 1200 seconds
Switch # config
Switch(config)# interface vlan101
Switch(config-if)# ipv6 enable
Switch(config-if)# ipv6 nd ra enable
Switch(config-if)# ipv6 nd ra lifetime 1200
```

---

## Turn on the flag bit M Flag

**Command:** ipv6 nd ra managed-config-flag

**Mode:** Interface VLAN configuration mode

**Parameter:** none

**Description:** Turn on the flag bit M Flag

**Example:**

```
Switch # config
Switch(config)# interface vlan101
Switch(config-if)# ipv6 enable
Switch(config-if)# ipv6 nd ra enable
Switch (config-if)# ipv6 nd ra managed-config-flag
```

---

## Close the flag bit M Flag

**Command:** no ipv6 ra managed-config-flag

**Mode:** Interface VLAN configuration mode

**Parameter:** none

**Description:** Close the flag bit M Flag

**Example:**

```
Switch (config-if)# no ipv6 nd ra managed-config-flag
```

---

## Turn on the flag O Flag

**Command:** ipv6 nd ra other-config-flag

**Mode:** Interface VLAN configuration mode

**Parameter:** none

**Description:** Turn on the flag O Flag

**Example:**

```
Switch # config
Switch(config)# interface vlan101
Switch(config-if)# ipv6 enable
Switch(config-if)# ipv6 nd ra enable
Switch(config-if)# ipv6 nd ra other-config-flag
```

---

## Close the flag O Flag

**Command:** no ipv6 nd ra other-config-flag

**Mode:** Interface VLAN configuration mode

**Parameter:** none

**Description:** Close the flag O Flag

**Example:**

```
Switch(config-if)# no ipv6 nd ra other-config-flag
```

---

## Default route priority

**Command:** ipv6 nd ra router-preference { high / low / medium }

**Mode:** Interface VLAN configuration mode

**Parameter:**

Parameter	Description
high / low / medium	Set the default route priority to high/low/medium

**Description:** Set default route priority

**Example:**

```
Set the default route priority of VLAN 101 to high
Switch # config
Switch(config)# interface vlan101
Switch(config-if)# ipv6 enable
Switch(config-if)# ipv6 nd ra enable
Switch (config-if)# no ipv6 nd ra router-preference high
```

---

## IPv6 addresses and prefixes

**Command:** ipv6 nd ra prefix X:X::X/<1-127>

**Mode:** Interface VLAN configuration mode

**Parameter:**

Parameter	Description
X::X:X/<1-127>	Set IPv6 address/prefix

**Description:** Set IPv6 address /prefix

**Example:**

```
Switch # config
Switch(config)# interface vlan101
Switch(config-if)# ipv6 enable
Switch(config-if)# ipv6 nd ra enable
Switch(config-if)# ipv6 nd ra prefix 2001::1/64
```

## Survival time

**Command:** ipv6 nd ra prefix X::X:X/<1-127> <0-4294967295> <0-4294967295>

**Mode:** Interface VLAN configuration mode

**Parameter:**

Parameter	Description
X::X:X/<1-127>	Set IPv6 address/prefix
<0-4294967295>	Set the effective survival time and preferred survival time, the value range is an integer from 0 to 4294967295 , the default effective survival time is 2592000 seconds , and the preferred survival time is 604800 seconds

**Description:** the effective lifetime and preferred lifetime for IPv6 addresses /prefixes

**Example:**

```
Set the effective lifetime and preferred lifetime of the 2001::1/64 address of the VLAN 101 interface to 3000 seconds and 1200 seconds respectively
Switch # config
Switch(config)# interface vlan101
Switch(config-if)# ipv6 enable
Switch(config-if)# ipv6 nd ra enable
Switch(config-if)# ipv6 nd ra prefix 2001::1/64
Switch(config-if)# ipv6 nd ra prefix 2001::1/64 3000 1200
```

## Enable/disable flag A Flag, O Flag, R Flag

**Command:**

1. **ipv6 nd ra prefix** X::X:X/<1-127>
2. **ipv6 nd ra prefix** X::X:X/<1-127> **router-address**
3. **ipv6 nd ra prefix** X::X:X/<1-127> **no-autoconfig**
4. **ipv6 nd ra prefix** X::X:X/<1-127> **off-link**

**Mode:** Interface VLAN configuration mode

**Parameter:**

Parameter	Description
<i>X::X:X/&lt;1-127&gt;</i>	Set IPv6 address/prefix
<b>router-address</b>	Enable A Flag , O Flag and R Flag
<b>no-autoconfig</b>	Turn off A Flag and R Flag
<b>off-link</b>	Close O Flag

**Description:** Enable/disable flag A Flag, O Flag and R Flag

**Example:**

```
Switch # config
Switch(config)# interface vlan101
Switch(config-if)# ipv6 enable
Switch(config-if)# ipv6 nd ra enable
Switch(config-if)# ipv6 nd ra prefix 2001::1/64
Switch(config-if)# ipv6 nd ra prefix 2001::1/64 router-address
Switch(config-if)# ipv6 nd ra prefix 2001::1/64 no-autoconfig
Switch(config-if)# ipv6 nd ra prefix 2001::1/64 off-link
```

**DHCP Server****Enable/disable DHCP Server****Command:**

1. **ip dhcp server**
2. **no ip dhcp server**

**Mode:** global configuration mode

**Parameter:** none

**Description:** Enable/ disable DHCP server

**Example:**

```
Switch(config)# ip dhcp server
Switch(config)# no ip dhcp server
```

**Add global address pool**

**Command:** ip dhcp server global pool LISTNAME ABCD a .bcd lease <60-2880>

**Mode:** global configuration mode

**Parameter:**

Parameter	Description
<i>LISTNAME</i>	Address pool name, the length is limited to 1-64 bytes

<i>ABCD</i>	Subnet IP
<i>abcd</i>	subnet mask
<60-2880>	Lease time, in minutes, an integer ranging from 60 to 2880

**Description:** Configure the global address pool

**Example:**

```
Switch # config
Switch(config)# ip dhcp server global pool 1 192.168.3.0 255.255.255.0 lease 60
```

## Delete the global address pool

**Command:** no ip dhcp server global pool LISTNAME

**Mode:** global configuration mode

**Parameter:**

Parameter	Description
<i>LISTNAME</i>	Address pool name, the length is limited to 1-64 bytes, “\?/, characters are not supported.

**Description:** Delete the global address pool

**Example:**

```
Switch # config
Switch(config)# no ip dhcp server global pool 1
```

## Add interface address pool

**Command:** ip dhcp server interface pool LISTNAME ABCD a .bcd lease <60-2880>

**Mode:** global configuration mode

**Parameter:**

Parameter	Description
<i>LISTNAME</i>	Address pool name, the length is limited to 1-64 bytes
<i>ABCD</i>	start ip
<i>abcd</i>	end IP
<60-2880>	Lease time, in minutes, an integer ranging from 60 to 2880

**Description:** Configure an interface address pool

**Example:**

```
Switch(config)# ip dhcp server interface pool 1 192.168.4.2 192.168.4.254 lease 90
```

---

## Delete interface address pool

**Command:** no ip dhcp server interface pool LISTNAME

**Mode:** global configuration mode

**Parameter:**

Parameter	Description
LISTNAME	Address pool name, the length is limited to 1-64 bytes

**Description:** Delete interface address pool

**Example:**

```
Switch(config)# ip dhcp server interface pool 1
```

---

## Configuring the Address Pool Lease

**Command:** ip dhcp server pool LISTNAME lease <1-11520>

**Mode:** Global Configuration Mode

**Parameter:**

Parameter	Description
LISTNAME	Pool name, with a length limit of 1-64 bytes.
<1-11520>	Lease time in minutes, an integer ranging from 1 to 11520.

**Description:** configures the address pool lease.

**Example:**

```
Switch(config)# ip dhcp server pool 1 lease 120
```

---

## Add/Delete Address Pool DNS

**Command:** [no] ip dhcp server pool LISTNAME dns A.B.C.D [A.B.C.D] [A.B.C.D] [A.B.C.D] [A.B.C.D] [A.B.C.D] [A.B.C.D] [A.B.C.D]

**Mode:** global configuration mode

**Parameter:**

Parameter	Description
<i>LISTNAME</i>	Address pool name, the length is limited to 1-64 bytes
<i>A.B.C.D</i>	DNS server, configure up to 8

**Description:** Add/Delete Address Pool DNS

**Example:**

```
Add DNS server address 8.8.8.8 of address pool 1
Switch(config)# ip dhcp server pool 1 dns 8.8.8.8
```

```
Delete the DNS server address 8.8.8.8 of address pool 1
Switch(config)# no ip dhcp server pool 1 dns 8.8.8.8
```

---

## Add address pool Netbios node type

**Command:** ip dhcp server pool LISTNAME netbios {b/h/m/p}

**Mode:** global configuration mode

**Parameter:**

Parameter	Description
<i>LISTNAME</i>	Address pool name, the length is limited to 1-64 bytes
<i>b/h/m/p</i>	Netbios node type

**Description:** Configure Netbios node type

**Example:**

```
Switch(config)# ip dhcp server pool 1 netbios b
```

---

## Delete the address pool Netbios node type

**Command:** no ip dhcp server pool LISTNAME netbios

**Mode:** global configuration mode

**Parameter:**

Parameter	Description
<i>LISTNAME</i>	Address pool name, the length is limited to 1-64 bytes

**Description:** Delete Netbios node type

**Example:**

```
Switch(config)# no ip dhcp server pool 1 netbios
```

---

## Add DHCP Options

**Command:** `ip dhcp server pool LISTNAME option <2-254> type { ascii /ip/hex} WORD`

**Mode:** global configuration mode

**Parameter:**

Parameter	Description
<i>LISTNAME</i>	Address pool name, the length is limited to 1-64 bytes
<2-254>	DHCP options , integers ranging from 2 to 254 , excluding 50 to 54 , 56, 58, 59, 61 and 82
{ <i>ascii /ip/hex</i> }	DHCP option type, including ASCII, IP and Hex
<i>WORD</i>	DHCP option content, according to the option type, enter the content that conforms to the format. ASCII : string of 0-255 _ IP : IPv4 address format , up to 8 H ex: 0-256 characters , the number of digits must be even

**Description:** Add DHCP Option

**Example:**

```
Switch(config)# ip dhcp server pool 1 option 3 type ip 192.168.1.1
```

---

## Delete DHCP Option

**Command:** `ip dhcp server pool LISTNAME option <2-254>`

**Mode:** global configuration mode

**Parameter:**

Parameter	Description
<i>LISTNAME</i>	Address pool name, the length is limited to 1-64 bytes
<2-254>	DHCP options , integers ranging from 2 to 254 , excluding 50 to 54 , 56, 58, 59, 61 and 82

**Description:** Delete DHCP Option

**Example:**

```
Switch(config)# no ip dhcp server pool 1 option 3
```

---

## Add/Remove WINS Servers

**Command:** `[no] ip dhcp server pool LISTNAME wins A.B.C.D [A.B.C.D] [A.B.C.D] [A.B.C.D] [A.B.C.D] [A.B.C.D] [A.B.C.D] [A.B.C.D]`

**Mode:** global configuration mode

**Parameter:**

Parameter	Description
LISTNAME	Address pool name, the length is limited to 1-64 bytes
A.B.C.D	WINS server, configure up to 8

**Description:** Add/remove WINS server addresses

**Example:**

```
Add WINS server 192.168.3.2 of address pool 1
Switch(config)# ip dhcp server pool 1 wins 192.168.3.2

Delete the WINS server 192.168.3.2 of address pool 1
Switch(config)# no ip dhcp server pool 1 wins 192.168.3.2
```

**Delete address pool**

**Command:** no ip dhcp server pool LISTNAME

**Mode:** global configuration mode

**Parameter:**

Parameter	Description
LISTNAME	Address pool name, the length is limited to 1-64 bytes

**Description:** delete address pool

**Example:**

```
Switch(config)# no ip dhcp server pool 1
```

**Add static binding table****Command:**

1. **ip dhcp server pool** LISTNAME **bind** A.B.C.D A:B:C:D:E:F (ethnet|ieee802)
2. **ip dhcp server pool** LISTNAME **bind** A.B.C.D A:B:C:D:E:F (ethnet|ieee802) **cName** NAME
3. **ip dhcp server pool** LISTNAME **bind** A.B.C.D A:B:C:D:E:F (ethnet|ieee802) **clid** Id
4. **ip dhcp server pool** LISTNAME **bind** A.B.C.D A:B:C:D:E:F (ethnet|ieee802) **cName** NAME **clid** Id

**Mode:** global configuration mode

**Parameter:**

Parameter	Description
LISTNAME	Address pool name, the length is limited to 1-64 bytes
A.B.C.D	IPv4 address to which the client is bound

<i>A:B:C:D:E:F</i>	Client MAC address
<i>ethnet ieee802</i>	Client hardware address type
<i>name</i>	Client name, up to 64 characters, “\?/, characters are not supported.
<i>ID</i>	Client ID

**Description:** Add static binding table

**Example:**

```
Switch(config)# ip dhcp server pool 1 bind 192.168.1.2 00:0b:82:90:78:02 ethnet cName 2222 cId 4444
```

## Delete static binding table

**Command:** no ip dhcp server pool LISTNAME bind ABCD A:B:C:D:E:F

**Mode:** global configuration mode

**Parameter:**

Parameter	Description
<i>LISTNAME</i>	Address pool name, the length is limited to 1-64 bytes
<i>ABCD</i>	IPv4 address to which the client is bound
<i>A:B:C:D:E:F</i>	Client MAC address

**Description:** delete static binding table

**Example:**

```
Switch(config)# no ip dhcp server pool 1 bind 192.168.1.2 00:0b:82:90:78:02
```

## DHCP Relay

### Enable/disable DHCP relay

**Command:** [no] ip dhcp relay enable

**Mode:** global configuration mode

**Parameter:** none

**Description:** Enable/disable DHCP relay

**Example:**

```
Switch # config
Switch(config)# ip dhcp relay enable
Switch(config)# no ip dhcp relay enable
```

---

## Enabling/Disabling DHCP Polling

**Command:** [no] ip dhcp relay cycle

**Mode:** Global Configuration Mode

**Parameter:** None

**Description:** Enables or disables DHCP polling.

**Example:**

```
Switch(config)# ip dhcp relay cycle
Switch(config)# no ip dhcp relay cycle
```

---

## Configure TTL

**Command:** ip dhcp relay ttl <1-16>

**Mode:** global configuration mode

**Parameter:**

Parameter	Description
1-16	TTL, an integer ranging from 1 to 16

**Description:** Configure TTL

**Example:**

```
Switch(config)# ip dhcp relay ttl 6
```

---

## Add DHCP server

**Command:** ip dhcp relay nexthop A.B.C.D [A.B.C.D] [A.B.C.D] [A.B.C.D] [A.B.C.D] [A.B.C.D] [A.B.C.D] [A.B.C.D] [A.B.C.D] [A.B.C.D]

**Mode:** global configuration mode

**Parameter:**

Parameter	Description
ABCD	next hop IP address

**Description:** Configure DHCP server

**Example:**

```
Switch(config-if)# ip dhcp relay nexthop 192.168.3.1
```

---

## Delete DHCP server

**Command:** no ip dhcp relay nexthop

**Mode:** Interface VLAN configuration mode

**Parameter:** none

**Description:** Delete DHCP server

**Example:**

```
Switch(config-if)# no ip dhcp relay nexthop
```

---

## ARP

### Set the ARP aging time

**Command:** arp timeout seconds

**Mode:** global configuration mode

**Parameter:**

Parameter	Description
seconds	ARP address aging time, the value range is 30-21600 seconds, the default is 1200 seconds.

**Description:** Set the ARP aging time

**Example:**

```
Set the ARP aging time to 600 seconds
Switch # configure
Switch(config)# arp timeout 600
```

---

### Add static ARP address

**Command:**

1. **arp** ABCD A:B:C:D:E:F
2. **arp** ABCD A:B:C:D:E:F **vlan** vlan-id

**Mode:** global configuration mode

**Parameter:**

Parameter	Description
<i>ABCD</i>	IP address , the format is ABCD such as 192.168.1.100
<i>A:B:C:D:E:F</i>	MAC address, the format is A:B:C:D:E:F, such as 00:00:00:00:00:00
<i>vlan-id</i>	VLAN ID, an integer ranging from 1 to 4094

**Description:**

1. **arp** *ABCD* *A:B:C:D:E:F* : Add A RP address, no VLAN specified , default added to VLAN 1
2. **arp** *ABCD* *A:B:C:D:E:F* **vlan** *vlan-id* : add A RP address to the specified VLAN

**Example:**

```
Switch # configure
Switch(config)# arp 192.168.60.100 00:00:00:00:00:18
Switch(config)# arp 10.1.1.10 00:00:00:00:00:10 vlan 10
```

**Delete static ARP address****Command:**

1. **no arp** *A.B.C.D*
2. **no arp** *A.B.C.D* **vlan** *vlan-id*

**Mode:** global configuration mode**Parameter:**

Parameter	Description
<i>ABCD</i>	IP address, the format is A.B.C.D , such as 192.168.1.100
<i>vlan-id</i>	VLAN ID, an integer ranging from 1 to 4094

**Description:**

1. **no arp** *A.B.C.D* : Delete the specified ARP address
2. **no arp** *A.B.C.D* **vlan** *vlan-id* : delete the ARP address of the specified VLAN

**Example:**

```
Switch # configure
Switch(config)# no arp 192.168.60.10
Switch(config)# no arp 10.1.1.10 vlan 10
```

**Set the ARP address capacity****Command:** **arp** cache capacity**Mode:** global configuration mode

**Parameter:**

Parameter	Description
Capacity	ARP table capacity, the value range is 79 -512 <b>Note :</b> Different models have different specifications , for example, the maximum capacity of GWN7801 is 512

**Description:** Specify ARP capacity

**Example:**

```
Set the ARP capacity to 79
Switch # configure
Switch(config)# arp cache 79
```

---

### Unset the ARP address capacity

**Command:** no arp cache

**Mode:** global configuration mode

**Parameter:** none

**Description:** Unset the ARP address capacity

**Example:**

```
Switch # configure
Switch(config)# no arp cache
```

---

### View ARP entries

**Command:**

1. **show arp**
2. **show arp configuration**
3. **show arp ip-address A.B.C.D**
4. **show arp mac-address A:B:C:D:E:F**
5. **show arp vlan vlan-id**

**Mode:** privileged EXEC mode

**Parameter:**

Parameter	Description
A.B.C.D	ARP address aging time, the value range is 15-21600 seconds, the default is 1200 seconds
A:B:C:D:E:F	MAC address
vlan-id	VLAN ID, an integer ranging from 1 to 4094

**Description:** View ARP entries

## Example:

```
Switch # show arp
```

---

## Neighbor found

### View neighbor table

**Command:** show ipv6 neighbors

**Mode:** privileged EXEC mode

**Parameter:** none

**Description:** view neighbor table

### Example:

```
Switch # show ipv6 neighbors
VLAN Interface IPv6 address HW address Status Router State Aging time Interface
-----
VLAN 1 11::3 00:00:00:00:00:25 Static No NULL
VLAN 1 fe80::c274:adff:fe23:adb0 c0:74:ad:23:ad:b0 Static No 1/0/7
VLAN 1 11::5 00:00:00:00:00:09 Static No NULL

Total number of entries: 3
```

---

## Add a static neighbor entry

**Command:** ipv6 neighbor *ipv6-addr* **vlan** [*vlan interface number*] [*mac address*]

**Mode:** global configuration mode

**Parameter:**

Parameter	Description
<i>ipv6-addr</i>	Neighbor IPv6 address
<i>vlan interface number</i>	VLAN interface ID
<i>mac address</i>	neighbor MAC address

**Description:** Add a static neighbor entry

### Example:

```
Add a neighbor entry with IPv6 address 11::2, VLAN 1 , and MAC address 00 : 00: 00:00:00:02
Switch #config
Switch(config)# ipv6 neighbor 11::2 vlan 1 00:00:00:00:00:02
```

---

## Delete static neighbor entries

**Command:** `no ipv6 neighbor ipv6-addr vlan [vlan interface number] [mac address]`

**Mode:** global configuration mode

**Parameter:**

Parameter	Description
<i>ipv6-addr</i>	Neighbor IPv6 address
<i>vlan interface number</i>	VLAN interface ID
<i>mac address</i>	neighbor MAC address

**Description:** Delete static neighbor entries

**Example:**

```
Delete the neighbor entry with IPv6 address 11::2, VLAN 1 , and MAC address 00 : 00: 00:00:00:02
Switch(config)# no ipv6 neighbor 11::2 vlan 1 00:00:00:00:00:02
```

---

## DNS

### Enable the DNS function

**Command:** `ip domain lookup`

**Mode:** global configuration mode

**Parameter:** none

**Description:** Enable the DNS function

**Example:**

```
Switch # config
Switch (config)# ip domain lookup
```

---

### Turn off the DNS function

**Command:** `no ip domain lookup`

**Mode:** global configuration mode

**Parameter:** none

**Description:** Turn off the DNS function

**Example:**

```
Switch # config
Switch(config)# no ip domain lookup
```

---

## Add domain extension

**Command:** `ip domain suffix suffix_name`

**Mode:** global configuration mode

**Parameter:**

Parameter	Description
<i>suffix_name</i>	Domain name suffix , 1-64 characters , support numbers, letters and special characters._ -

**Description:** Add domain extension

**Example:**

```
Add the domain name suffix of com
Switch # config
Switch(config)# ip domain suffix com
```

---

## Delete domain extension

**Command:** `no ip domain suffix suffix_name`

**Mode:** global configuration mode

**Parameter:**

Parameter	Description
<i>suffix_name</i>	Domain name suffix , 1-64 characters , support numbers, letters and special characters._ -

**Description:** delete domain extension

**Example:**

```
Remove com domain name suffix
Switch # config
Switch ( config)# no ip domain suffic com
```

---

## Add DNS server

**Command:** `ip name-server A.B.C.D/ X:X::X:X`

**Mode:** global configuration mode

**Parameter:**

Parameter	Description
<i>A.B.C.D</i>	IPv4 DNS server
<i>X:X::X:X</i>	IPv6 DNS server

**Description:** Add DNS server**Example:**

```
Add DNS server of 114.114.114.114
Switch # config
Switch(config)# ip name-server 114.114.114.114
```

**Delete DNS server****Command:** `no ip name-server A.B.C.D/X:X::X:X`**Mode:** global configuration mode**Parameter:**

Parameter	Description
<i>A.B.C.D</i>	IPv4 DNS server
<i>X:X::X:X</i>	IPv6 DNS server

**Description:** delete DNS server**Example:**

```
the DNS server for 114.114.114.114
Switch # config
Switch(config)# no ip name-server 114.114.114.114
```

**Add a static domain name****Command:** `ip host HOSTNAME A.B.C.D/X:X::X:X`**Mode:** global configuration mode**Parameter:**

Parameter	Description
<i>HOSTNAME</i>	Host name , 1-191 characters , support numbers, letters and special characters._ –
<i>ABCD</i>	IPv4 address
<i>X:X::X:X</i>	IPv6 address

**Description:** Add a static domain name

**Example:**

```
Add a static domain name with host name www.test.com and IP address 192.168.1.1
Switch # config
Switch (config)# ip host www.test.com 192.168.1.1
```

---

**Delete static domain name****Command:** `no ip host HOSTNAM`**Mode:** global configuration mode**Parameter:**

Parameter	Description
<i>HOSTNAME</i>	Host name , 1-191 characters , support numbers, letters and special characters._ –

**Description:** delete static domain name**Example:**

```
Delete the static domain name with hostname www.test.com
Switch # config
Switch(config)# no ip host www.test.com
```

---

**View DNS configuration****Command:** `show hosts`**Mode:** privileged EXEC mode**Parameter:** none**Description:** View DNS configuration**Example:**

```
Switch# show host
```

---

**View static domain name mapping table****Command:** `show dns static-map`**Mode:** privileged EXEC mode**Parameter:** none**Description:** View static domain name mapping table

**Example:**

```
Switch# show dns static-map
```

---

**View dynamic domain name mapping table****Command:** show dns dynamic-map**Mode:** privileged EXEC mode**Parameter:** none**Description:** View dynamic domain name mapping table**Example:**

```
Switch# show dns dynamic-map
```

---

## MULTICAST

### IGMP Snooping

#### IGMP Snooping global configuration

- Enable/disable IGMP Snooping

**Command:**

1. **ip igmp snooping**
2. **no ip igmp snooping**

**Mode:** global configuration mode**Parameter:** none**Description:** Enable/disable the global IGMP Snooping function**Example:**

```
Switch(config)# ip igmp snooping
```

---

- Multicast Forwarding Mode

**Command:** ip igmp snooping forward-method ( dip|mac )**Mode:** global configuration mode

**Parameter:**

Parameter	Description
<i>dip</i>	IP -based multicast forwarding mode
<i>mac</i>	based multicast forwarding mode

**Description:** Set the multicast forwarding mode, the default is based on MAC

**Example:**

```
Switch(config)# ip igmp snooping forward-method mac
```

---

- o Enable/disable packet suppression

**Command:**

1. **ip igmp snooping report-suppression**
2. **no ip igmp snooping report-suppression**

**Mode:** global configuration mode

**Parameter:** none

**Description:** Enable/disable message suppression function

**Example:**

```
Switch(config)# ip igmp snooping report-suppression
```

---

- o IGMP version

**Command:** ip igmp snooping version (2|3)

**Mode:** global configuration mode

**Parameter:**

Parameter	Description
<b>version (2 3)</b>	Global IGMP running version, including IGMPv2 and IGMPv3

**Description:** running version of IGMP

**Example:**

```
Switch(config)# ip igmp snooping version 2
```

---

- o Unknown multicast packet

**Command:** ip igmp snooping unknown-multicast action (drop|flood|router-port)

**Mode:** global configuration mode

**Parameter:**

Parameter	Description
(drop flood router-port)	method of unknown multicast packets

**Description:** Set the processing method for unknown multicast packets

**Example:**

```
Switch(config)# ip igmp snooping unknown-multicast action drop
```

---

- o View IGMP Snooping

**Command:** show ip igmp snooping

**Mode:** privileged EXEC mode

**Parameter:** none

**Description:** View Global IGMP Snooping Settings

**Example:**

```
Switch# show ip igmp snooping
```

---

## Configure IGMP Snooping in a specified VLAN

- o VLAN selection

**Command:**

1. **ip igmp snooping vlan <VLAN-LIST>**
2. **no ip igmp snooping vlan VLAN-LIST**

**Mode:** global configuration mode

**Parameter:**

Parameter	Description
VLAN-LIST	VLAN, the value range is 1-4094 , it can be a single VLAN or multiple VLANs

**Description:** Select VLAN to enable IGMP Snooping function

**Example:**

```
Switch(config)# ip igmp snooping vlan 1
```

- 
- Port fast leave

**Command:**

1. **ip igmp snooping vlan *VLAN-LIST* immediate-leave**
2. **no ip igmp snooping vlan *VLAN-LIST* immediate-leave**

**Mode:** global configuration mode

**Parameter:**

Parameter	Description
<i>VLAN-LIST</i>	VLAN, the value range is 1-4094 , it can be a single VLAN or multiple VLANs

**Description:** Set the port fast leave function in the specified VLAN

**Example:**

```
Switch(config)# ip igmp snooping vlan 1 immediate-leave
```

- 
- Last Member Query Counter

**Command:** **ip igmp snooping vlan *VLAN-LIST* last-member-query-count *count***

**Mode:** global configuration mode

**Parameter:**

Parameter	Description
<i>VLAN-LIST</i>	VLAN, the value range is 1-4094 , it can be a single VLAN or multiple VLANs
<i>count</i>	number of last member queries , an integer ranging from 1 to 7 , the default is 2

**Description:** Set the last member query count

**Example:**

```
Switch(config)# ip igmp snooping vlan 1 last-member-query-count 3
```

- 
- Last member query interval

**Command:** **ip igmp snooping vlan *VLAN-LIST* last-member-query-interval *interval***

**Mode:** global configuration mode

**Parameter:**

Parameter	Description
<i>VLAN-LIST</i>	VLAN, the value range is 1-4094 , it can be a single VLAN or multiple VLANs

<i>interval</i>	The last member query interval, an integer ranging from 1 to 25 , the default is 1
-----------------	--

**Description:** Set the last member query interval

**Example:**

```
Switch(config)# ip igmp snooping vlan 1 last-member-query-interval 20
```

---

- Query interval

**Command:** `ip igmp snooping vlan VLAN-LIST query-interval interval`

**Mode:** global configuration mode

**Parameter:**

Parameter	Description
<i>VLAN-LIST</i>	VLAN, the value range is 1-4094 , it can be a single VLAN or multiple VLANs
<i>interval</i>	Query interval , an integer ranging from 30 to 18000 , the default is 125

**Description:** Set query interval

**Example:**

```
Switch(config)# ip igmp snooping vlan 1 query-interval 111
```

---

- Query maximum response time

**Command:** `ip igmp snooping vlan VLAN-LIST response-time time`

**Mode:** global configuration mode

**Parameter:**

Parameter	Description
<i>VLAN-LIST</i>	VLAN, the value range is 1-4094 , it can be a single VLAN or multiple VLANs
<i>time</i>	Query the maximum response time, an integer ranging from 5 to 20 , the default is 10

**Description:** Set query maximum response time

**Example:**

```
Switch(config)# ip igmp snooping vlan 1 response-time 15
```

---

- Query Robustness

**Command:** `ip igmp snooping vlan VLAN-LIST robustness-variable robustness`

**Mode:** global configuration mode

**Parameter:**

Parameter	Description
<i>VLAN-LIST</i>	VLAN, the value range is 1-4094 , it can be a single VLAN or multiple VLANs
<i>robustness</i>	Query robustness , an integer ranging from 1 to 7 , default 2

**Description:** Set query robustness

**Example:**

```
Switch(config)# ip igmp snooping vlan 1 robustness-variable 5
```

---

- Routing port automatic learning

**Command:**

1. **ip igmp snooping vlan *VLAN-LIST* router learnpim-dvmrp**
2. **no ip igmp snooping vlan *VLAN-LIST* router learnpim-dvmrp**

**Mode:** global configuration mode

**Parameter:**

Parameter	Description
<i>VLAN-LIST</i>	VLAN, the value range is 1-4094 , it can be a single VLAN or multiple VLANs

**Description:** Enable/disable the automatic learning function of the routing port on the specified VLAN

**Example:**

```
Switch(config)# ip igmp snooping vlan 1 router learn pim-dvmrp
```

---

- View VLAN IGMP Snooping configuration

**Command:** **show ip igmp snooping vlan *VLAN-LIST***

**Mode:** privileged EXEC mode

**Parameter:**

Parameter	Description
<i>VLAN-LIST</i>	VLAN, the value range is 1-4094 , it can be a single VLAN or multiple VLANs

**Description:**

View the IGMP Snooping configuration information of a specified VLAN. If not specified , the IGMP Snooping configuration information of all VLANs will be viewed by default.

**Example:**

```
Switch(config)# do show ip igmp snooping vlan 1
```

---

- o View IGMP Snooping querier information

**Command:** show ip igmp snooping querier

**Mode:** privileged EXEC mode

**Parameter:** none

**Description:** Display IGMP Snooping querier information for all VLANs

**Example:**

```
Switch# show ip igmp snooping querier

VID | State | Status | Version | Querier IP
-----+-----+-----+-----+-----
1 | Disabled | Non-Querier | No | -----

Total Entry 1
```

---

**IGMP Snooping querier related configuration**

- o IGMP Snooping querier running version

**Command:**

1. **ip igmp snooping vlan *VLAN-LIST* query version (2|3)**
2. **no ip igmp snooping vlan *VLAN-LIST* queryer**

**Mode:** global configuration mode

**Parameter:**

Parameter	Description
<i>VLAN-LIST</i>	range is 1-4094 , it can be a single VLAN or multiple VLANs
<b>version (2 3)</b>	of the IGMP Snooping querier, including IGMPv2 and IGMPv3

**Description:** Set the IGMP Snooping querier switch and running version of the specified VLAN

**Example:**

```
Switch(config)# ip igmp snooping vlan 1 querier version 2
```

---

- o IGMP Snooping querier IP address

**Command:** ip igmp snooping vlan *VLAN-LIST* query version (2|3) ip *ip-addr*

**Mode:** global configuration mode

**Parameter:**

Parameter	Description
<i>VLAN-LIST</i>	range is 1-4094 , it can be a single VLAN or multiple VLANs
<b>version (2 3)</b>	of the IGMP Snooping querier, including IGMPv2 and IGMPv3
<i>ip-addr</i>	Querier IP address , if not set, the VLAN interface IPv4 address will be used

**Description:** Set the IGMP Snooping querier switch , running version , and IP address of the specified VLAN

**Example:**

```
Switch(config)# ip igmp snooping vlan 1 querier version 2 ip 192.168.0.254
```

- View IGMP Snooping querier information

**Command:** show ip igmp snooping querier

**Mode:** privileged EXEC mode

**Parameter:** none

**Description:** Display IGMP Snooping querier information for all VLANs

**Example:**

```
Switch# show ip igmp snooping querier

VID | State | Status | Version | Querier IP
-----+-----+-----+-----+-----
1 | Disabled | Non-Querier | No | -----

Total Entry 1
```

## IGMP Routing port configuration

- Disable routed ports

**Command:** ip igmp snooping vlan *VLAN-LIST* forbidden-router-port (Ethernet|LAG) <1-10>

**Mode:** global configuration mode

**Parameter:**

Parameter	Description
<i>VLAN-LIST</i>	VLAN, the value range is 1-4094 , it can be a single VLAN or multiple VLANs
<b>(Ethernet LAG) &lt;1-10&gt;</b>	Switch ports, including Ethernet ports , optical ports, and aggregation ports

**Description:** Set the disabled routing port on the specified VLAN, which will not forward the received query message.

**Example:**

```
Switch(config)# ip igmp snooping vlan 1 forbidden-router-port Ethernet 1/0/3-1/0/4
```

---

- Static route port

**Command:** `ip igmp snooping vlan VLAN-LIST static-router-port (Ethernet|LAG) <1-10>`

**Mode:** global configuration mode

**Parameter:**

Parameter	Description
<i>VLAN-LIST</i>	VLAN, the value range is 1-4094 , it can be a single VLAN or multiple VLANs
<b>(Ethernet LAG) &lt;1-10&gt;</b>	Switch ports, including Ethernet ports , optical ports, and aggregation ports

**Description:** Set the static routing port on the specified VLAN , and all query packets will be forwarded to this port

**Example:**

```
Switch(config)# ip igmp snooping vlan 1 static-router-port Ethernet 1/0/5-1/0/6
```

---

- Show routing port

**Command:** `do show ip igmp snooping router [(dynamic | forbidden |static)]`

**Mode:** global configuration mode

**Parameter:**

Parameter	Description
<b>(dynamic   forbidden  static)</b>	Routing port type, including dynamic routing port, disabled routing port and static routing port

**Description:** View routing ports, you can specify to view dynamic, disabled or static. If not specified , all types of routing ports will be viewed by default

**Example:**

```
Switch(config)# do show ip igmp snooping router
```

---

**Multicast group address configuration**

- Static multicast address

**Command:**

1. **ip igmp snooping vlan** *VLAN-LIST* **static-group** [**<ip-add>**] **interfaces** (Ethernet|LAG) <1-10>
2. **no ip igmp snooping vlan** *VLAN-LIST* **static-group** [**<ip-add>**] **interfaces** (Ethernet|LAG) <1-10>

**Mode:** global configuration mode

**Parameter:**

Parameter	Description
<i>VLAN-LIST</i>	VLAN, the value range is 1-4094 , it can be a single VLAN or multiple VLANs
<b>ip-add</b>	IPv4 multicast address , expressed in dotted decimal notation
<b>(Ethernet LAG) &lt;1-10&gt;</b>	Switch ports, including Ethernet ports , optical ports, and aggregation ports

**Description:** /delete static multicast group address on specified VLAN

**Example:**

```
Switch(config)# ip igmp snooping vlan 1 static-group 224.1.1.1 interfaces Ethernet 1/0/3
```

- Set the multicast entry of the specified multicast source address

**Command:** **ip igmp snooping group** [multicast ipv4-address] **filter** [ipv4-address]

**Mode:** global configuration mode

**Parameter:**

Parameter	Description
<i>multicast ipv4-address</i>	Multicast IPv4 address
<i>ipv4-address</i>	Specifies the IPv4 address of the multicast source

**Description:**

Set the multicast entry of the specified multicast source address

Prerequisite : The global IGMP version must be enabled as IGMPv3

**Example:**

```
Switch(config)# ip igmp snooping group 225.1.1.2 filter 192.168.70.1
```

- Show multicast group address

**Command:** show ip igmp snooping groups [(dynamic |static)]

**Mode:** privileged EXEC mode

**Parameter:**

Parameter	Description
-----------	-------------

<b>(dynamic   static)</b>	Multicast group address type, including dynamic multicast group address and static multicast group address
---------------------------	--

**Description:** View multicast group address, you can specify to view dynamic or static multicast group address. If not specified , all types of multicast group addresses will be viewed by default

**Example:**

```
Switch(config)# show ip igmp snooping groups
```

- Show multicast forwarding information

**Command:** show ip igmp snooping forward-all [vlan VLAN-LIST]

**Mode:** privileged EXEC mode

**Parameter:**

Parameter	Description
VLAN-LIST	VLAN, the value range is 1-4094 , it can be a single VLAN or multiple VLANs

**Description:** View the multicast forwarding information of the specified VLAN . If not specified , the multicast forwarding information of all VLANs will be displayed by default

**Example:**

```
Switch# show ip igmp snooping forward-all

IGMP Snooping VLAN : 1
IGMP Snooping static port : None
IGMP Snooping forbidden port : None
```

## Multicast policy configuration

- Add/Remove Multicast Policy

**Command:**

1. **ip igmp profile <1-128>**
2. **no ip igmp profile <1-128>**

**Mode:** global configuration mode

**Parameter:**

Parameter	Description
<1-128>	Multicast Policy ID

**Description:** Add/Remove Multicast Policy

**Example:**

```
Switch(config)# ip igmp profile 1
```

---

- Edit Multicast Policy

**Command:** `profile range ip <ip-addr> [ip-addr] action (permit|deny)`

**Mode:** IGMP policy configuration mode

**Parameter:**

Parameter	Description
<code>&lt;ip-addr&gt;</code>	IP v4 multicast start address
<code>[<i>ip-addr</i>]</code>	IPv4 multicast end address
<code>(permit deny)</code>	multicast policy on the specified packet includes allow and deny

**Description:** Configure Multicast Policy

**Example:**

```
Switch(config-igmp-profile)# profile range ip 224.1.1.1 224.1.1.8 action permit
```

---

- Show multicast policy

**Command:** `show ip igmp profile`

**Mode:** IGMP policy configuration mode

**Parameter:** none

**Description:** View multicast policy

**Example:**

```
Switch(config-igmp-profile)# show ip igmp profile
```

---

- Bind/unbind multicast policy

**Command:**

1. `ip igmp filter <1-128>`
2. `no ip igmp filter`

**Mode:** interface configuration mode

**Parameter:**

Parameter	Description
<code>&lt;1-128&gt;</code>	Multicast Policy ID

**Description:** Interface binding/unbinding multicast policy

**Example:**

```
Switch(config)# interface Ethernet 1/0/1
Switch(config-if)# ip igmp filter 1
```

---

- Show the existing port multicast policy configuration

**Command:** do show ip igmp filter [interfaces IF\_PORTS]

**Mode:** interface configuration mode

**Parameter:**

Parameter	Description
<b>interfaces IF_PORTS</b>	Designated interfaces , including Ethernet interfaces, optical interfaces, and aggregation interfaces

**Description:** Check the existing port multicast policy configuration . If no port is specified , the multicast policy configuration of all ports will be displayed by default

**Example:**

```
Switch(config-if)# do show ip igmp filter
Switch(config-if)# do show ip igmp filter interfaces Ethernet 1/0/1
```

---

## Maximum Multicast Group Configuration

- Maximum number of multicast groups

**Command:** ip igmp max-groups <0-256>

**Mode:** interface configuration mode

**Parameter:**

Parameter	Description
<0-256>	maximum number of multicast groups , the value range is an integer from 0 to 256 , and the default is 256 Set to 0, which means no limit

**Description:** Set the maximum number of multicast groups on the port

**Example:**

```
Switch(config-if)# ip igmp max-groups 10
```

---

- Operation exceeded

**Command:** ip igmp max-groups action (deny|replace)

**Mode:** interface configuration mode

**Parameter:**

Parameter	Description
(deny replace)	The operation after the maximum number of multicast groups is exceeded , supports rejection and replacement

**Description:** Set the operation after the maximum number of multicast groups is exceeded, which is rejected by default

**Example:**

```
Switch(config-if)# ip igmp max-groups action replace
```

---

- Show the maximum number of multicast groups

**Command:** do show ip igmp max-group [interfaces IF\_PORTS]

**Mode:** interface configuration mode

**Parameter:**

Parameter	Description
interfaces IF_PORTS	Designated interfaces , including Ethernet interfaces, optical interfaces, and aggregation interfaces

**Description:** Check the maximum number of multicast groups on the specified interface. If not specified , the maximum number of multicast groups of all interfaces will be displayed by default

**Example:**

```
Switch(config-if)# do show ip igmp max-group  
Switch(config-if)# do show ip igmp max-group interfaces Ethernet 1/0/1
```

---

- View Exceeded Maximum Group Operations

**Command:** do show ip igmp max-group action [interfaces IF\_PORTS]

**Mode:** interface configuration mode

**Parameter:**

Parameter	Description
interfaces IF_PORTS	Designated interfaces , including Ethernet interfaces, optical interfaces, and aggregation interfaces

**Description:** Check the operation of the specified interface exceeding the maximum multicast number . If not specified , the operation of all interfaces exceeding the maximum multicast number will be displayed by default

**Example:**

```
Switch(config-if)# do show ip igmp max-group action
Switch(config-if)# do show ip igmp max-group action interfaces Ethernet 1/0/1
```

---

## Clear operation

- Clear multicast group address

**Command:** clear ip igmp snooping groups [(dynamic |static)]

**Mode:** privileged EXEC mode

**Parameter:**

Parameter	Description
(dynamic static)	Multicast group address type, including dynamic multicast address and static multicast address

**Description:** Specify the type of multicast group address to be cleared, including dynamic multicast address and static multicast address. If not specified , all multicast group addresses will be cleared by default

**Example:**

```
Switch# clear ip igmp snooping groups
Switch# show ip igmp snooping groups

VLAN | Group IP Address | Type | Life(Sec) |
-----+-----+-----+-----+-----
Total Number of Entry = 0
```

---

- Clear all statistics

**Command:** clear ip igmp snooping statistics

**Mode:** privileged EXEC mode

**Parameter:** none

**Description:** Clear IGMP statistics information

**Example:**

```
Switch# clear ip igmp snooping statistics
Switch# show ip igmp snooping
```

IGMP Snooping Status

-----

```
Snooping : Enabled
Report Suppression : Disabled
Operation Version: v2
Forward Method : mac
Unknown IP Multicast Action : Flood
```

Packet Statistics

```
Total RX : 0
Valid RX : 0
Invalid RX : 0
Other RX : 0
Leave RX : 0
Report RX : 0
General Query RX : 0
Specail Group Query RX : 0
Specail Group & Source Query RX : 0
Leave TX : 0
Report TX : 0
General Query TX : 0
Specail Group Query TX : 0
Specail Group & Source Query TX : 0
```

---

## MLD Snooping

### MLD snooping global configuration

- Enable/disable MLD Snooping

**Command:**

1. **ipv6 mld snooping**
2. **no ipv6 mld snooping**

**Mode:** global configuration mode

**Parameter:** none

**Description:** Enable/disable the global MLD snooping function

**Example:**

```
Switch(config)# ipv6 mld snooping
```

- 
- Multicast forwarding mode

**Command:** **ipv6 mld snooping forward-method ( dip|mac )**

**Mode:** global configuration mode

**Parameter:**

Parameter	Description
-----------	-------------

<i>dip</i>	IP -based multicast forwarding mode
<i>mac</i>	based multicast forwarding mode

**Description:** Set the multicast forwarding mode, the default is based on MAC

**Example:**

```
Switch(config)# ipv6 mld snooping forward-method mac
```

---

- o Enable/disable packet suppression

**Command:**

1. **ipv6 mld snooping report-suppression**
2. **no ipv6 mld snooping report-suppression**

**Mode:** global configuration mode

**Parameter:** none

**Description:** Enable/disable message suppression function

**Example:**

```
Switch(config)# ipv6 mld snooping report-suppression
```

---

- o MLD version

**Command:** ipv6 mld snooping version (1|2)

**Mode:** global configuration mode

**Parameter:**

Parameter	Description
<b>version (1 2)</b>	Global MLD running version, including MLDv1 and MLD v2

**Description:** Set the MLD running version

**Example:**

```
Switch(config)# ipv6 mld snooping version 2
```

---

- o Unknown multicast packet

**Command:** ipv6 mld snooping unknown-multicast action (drop|flood|router-port)

**Mode:** global configuration mode

**Parameter:**

Parameter	Description
(drop flood router-port)	method of unknown multicast packets

**Description:** Set the processing method for unknown multicast packets

**Example:**

```
Switch(config)# ipv6 mld snooping unknown-multicast action drop
```

---

- View MLD Snooping

**Command:** show ipv6 mld snooping

**Mode:** privileged EXEC mode

**Parameter:** none

**Description:** View global MLD snooping settings

**Example:**

```
Switch(config)# show ip v6 mld snooping
```

---

## Configure MLD snooping in a specified VLAN

- VLAN selection

**Command:**

1. **ipv6 mld snooping vlan** *VLAN-LIST*
2. **no ipv6 mld snooping vlan** *VLAN-LIST*

**Mode:** global configuration mode

**Parameter:**

Parameter	Description
<i>VLAN-LIST</i>	VLAN, the value range is 1-4094 , it can be a single VLAN or multiple VLANs

**Description:** Select VLAN to enable MLD Snooping function

**Example:**

```
Switch(config)# ipv6 mld snooping vlan 1
```

---

- o Port fast leave

**Command:**

1. **ipv6 mld snooping vlan *VLAN-LIST* immediate-leave**
2. **no ipv6 mld snooping vlan *VLAN-LIST* immediate-leave**

**Mode:** global configuration mode

**Parameter:**

Parameter	Description
<i>VLAN-LIST</i>	VLAN, the value range is 1-4094 , it can be a single VLAN or multiple VLANs

**Description:** Set the port fast leave function in the specified VLAN

**Example:**

```
Switch(config)# ipv6 mld snooping vlan 1 immediate-leave
```

---

- o Last Member Query Counter

**Command:** **ipv6 mld snooping vlan *VLAN-LIST* last-member-query-count *count***

**Mode:** global configuration mode

**Parameter:**

Parameter	Description
<i>VLAN-LIST</i>	VLAN, the value range is 1-4094 , it can be a single VLAN or multiple VLANs
<i>count</i>	number of last member queries , an integer ranging from 1 to 7 , the default is 2

**Description:** Set the last member query count

**Example:**

```
Switch(config)# ipv6 mld snooping vlan 1 last-member-query-count 3
```

---

- o Last Member query interval

**Command:** **ipv6 mld snooping vlan *VLAN-LIST* last-member-query-interval *interval***

**Mode:** global configuration mode

**Parameter:**

Parameter	Description
<i>VLAN-LIST</i>	VLAN, the value range is 1-4094 , it can be a single VLAN or multiple VLANs
<i>interval</i>	The last member query interval, an integer ranging from 1 to 25 , the default is 1

**Description:** Set the last member query interval

**Example:**

```
Switch(config)# ipv6 mld snooping vlan 1 last-member-query-interval 20
```

---

- Query interval

**Command:** `ipv6 mld snooping vlan VLAN-LIST query-interval interval`

**Mode:** global configuration mode

**Parameter:**

Parameter	Description
<i>VLAN-LIST</i>	VLAN, the value range is 1-4094 , it can be a single VLAN or multiple VLANs
<i>interval</i>	Query interval , an integer ranging from 30 to 18000 , the default is 125

**Description:** Set query interval

**Example:**

```
Switch(config)# ipv6 mld snooping vlan 1 query-interval 111
```

---

- Query maximum response time

**Command:** `ipv6 mld snooping vlan VLAN-LIST response-time time`

**Mode:** global configuration mode

**Parameter:**

Parameter	Description
<i>VLAN-LIST</i>	VLAN, the value range is 1-4094 , it can be a single VLAN or multiple VLANs
<i>time</i>	Query the maximum response time, an integer ranging from 5 to 20 , the default is 10

**Description:** Set query maximum response time

**Example:**

```
Switch(config)# ipv6 mld snooping vlan 1 response-time 15
```

---

- Query Robustness

**Command:** `ipv6 mld snooping vlan VLAN-LIST robustness-variable robustness`

**Mode:** global configuration mode

**Parameter:**

Parameter	Description
<i>VLAN-LIST</i>	VLAN, the value range is 1-4094 , it can be a single VLAN or multiple VLANs
<i>robustness</i>	Query robustness , an integer ranging from 1 to 7 , default 2

**Description:** Set query robustness**Example:**

```
Switch(config)# ipv6 mld snooping vlan 1 robustness-variable 5
```

---

- Routing port automatic learning

**Command:**

1. **ipv6 mld snooping vlan *VLAN-LIST* router learnpim-dvmrp**
2. **no ipv6 mld snooping vlan *VLAN-LIST* router learnpim-dvmrp**

**Mode:** global configuration mode**Parameter:**

Parameter	Description
<i>VLAN-LIST</i>	VLAN, the value range is 1-4094 , it can be a single VLAN or multiple VLANs

**Description:** Enable/disable the automatic learning function of the routing port on the specified VLAN**Example:**

```
Switch(config)# ipv6 mld snooping vlan 1 router learn pim-dvmrp
```

---

- Show the MLD Snooping configuration of a VLAN

**Command:** **show ipv6 mld snooping vlan *VLAN-LIST*****Mode:** privileged EXEC mode**Parameter:**

Parameter	Description
<i>VLAN-LIST</i>	VLAN, the value range is 1-4094 , it can be a single VLAN or multiple VLANs

**Description:** View the MLD snooping configuration information of a specified VLAN. If not specified , the MLD Snooping configuration information of all VLANs will be viewed by default.**Example:**

```
Switch(config)# do show ipv6 mld snooping vlan 1
```

---

## MLD Snooping querier related configuration

- MLD Snooping querier running version

### Command:

1. **ipv6 mld snooping vlan *VLAN-LIST* querier version (1|2)**
2. **no ipv6 mld snooping vlan *VLAN-LIST* querier**

**Mode:** global configuration mode

### Parameter:

Parameter	Description
<i>VLAN-LIST</i>	range is 1-4094 , it can be a single VLAN or multiple VLANs
<b>version (1 2)</b>	MLD Snooping querier running version, including MLD v 1 and MLDv2

**Description:** Set the MLD Snooping querier switch and running version of the specified VLAN

### Example:

```
Switch(config)# ipv6 mld snooping vlan 1 querier version 1
```

---

- MLD Snooping querier IP address

**Command:** **ipv6 mld snooping vlan *VLAN-LIST* query version (1|2) ip *ipv6-addr***

**Mode:** global configuration mode

### Parameter:

Parameter	Description
<i>VLAN-LIST</i>	range is 1-4094 , it can be a single VLAN or multiple VLANs
<b>version (1 2)</b>	MLD Snooping querier running version, including MLDv 1 and MLDv2
<i>ipv6-addr</i>	Querier IPv6 address , if not set, the VLAN interface IPv6 address will be used

**Description:** Set the MLD Snooping querier switch , running version , and IPv6 address of the specified VLAN

### Example:

```
Switch(config)# ipv6 mld snooping vlan 1 querier version 2 ipv6 c0a8:fe:0:18::
```

---

- View MLD Snooping Querier Information

**Command:** show ipv6 mld snooping querier

**Mode:** privileged EXEC mode

**Parameter:** none

**Description:** Display MLD snooping querier information for all VLANs

**Example:**

```
Switch# show ipv6 mld snooping querier

VID | State | Status | Version | Querier IP
-----+-----+-----+-----+-----
1 | Disabled | Non-Querier | No | -----

Total Entry 1
```

---

## MLD Routing port configuration

- Disable routed ports

**Command:** `ipv6 mld snooping vlan VLAN-LIST forbidden-router-port (Ethernet|LAG) <1-10>`

**Mode:** global configuration mode

**Parameter:**

Parameter	Description
<i>VLAN-LIST</i>	VLAN, the value range is 1-4094 , it can be a single VLAN or multiple VLANs
<b>(Ethernet LAG) &lt;1-10&gt;</b>	Switch ports, including Ethernet ports , optical ports, and aggregation ports

**Description:** Set the disabled routing port on the specified VLAN , which will not forward the received query message

**Example:**

```
Switch(config)# ipv6 mld snooping vlan 1 forbidden-router-port Ethernet 1/0/3-1/0/4
```

- 
- Static router port

**Command:** `Ipv6 mld snooping vlan VLAN-LIST static-router-port (Ethernet|LAG) <1-10>`

**Mode:** global configuration mode

**Parameter:**

Parameter	Description
<i>VLAN-LIST</i>	VLAN, the value range is 1-4094 , it can be a single VLAN or multiple VLANs
<b>(Ethernet LAG) &lt;1-10&gt;</b>	Switch ports, including Ethernet ports , optical ports, and aggregation ports

**Description:** Set the static routing port on the specified VLAN , and all query packets will be forwarded to this port

**Example:**

```
Switch(config)# ipv6 mld snooping vlan 1 static-router-port Ethernet 1/0/5-1/0/6
```

- Show routing port

**Command:** do show ipv6 mld snooping router [(dynamic | forbidden |static)]

**Mode:** global configuration mode

**Parameter:**

Parameter	Description
<b>(dynamic   forbidden  static)</b>	Routing port type, including dynamic routing port, disabled routing port and static routing port

**Description:** View routing ports, you can specify to view dynamic, disabled or static. If not specified , all types of routing ports will be viewed by default.

**Example:**

```
Switch(config)# do show ipv6 mld snooping router
```

## MLD Multicast group address

- Static multicast address

**Command:**

1. **ipv6 mld snooping vlan VLAN-LIST static-group [<ipv6-add>] interfaces (Ethernet|LAG) <1-10>**
2. **no ipv6 mld snooping vlan VLAN-LIST static-group [<ipv6-add>] interfaces (Ethernet|LAG) <1-10>**

**Mode:** global configuration mode

**Parameter:**

Parameter	Description
<i>VLAN-LIST</i>	VLAN, the value range is 1-4094 , it can be a single VLAN or multiple VLANs
<b>ipv6-add</b>	IPv6 multicast address _
<b>(Ethernet LAG) &lt;1-10&gt;</b>	Switch ports, including Ethernet ports , optical ports, and aggregation ports

**Description:** /delete static multicast group address on specified VLAN

**Example:**

```
Switch(config)# ipv6 mld snooping vlan 1 static-group ff13::1 interfaces Ethernet 1/0/3
```

- Show multicast group address

**Command:** do show ipv6 mld snooping groups [(dynamic |static)]

**Mode:** privileged EXEC mode

**Parameter:**

Parameter	Description
<b>(dynamic   static)</b>	Multicast group address type, including dynamic multicast group address and static multicast group address

**Description:** View multicast group address, you can specify to view dynamic or static multicast group address. If not specified , all types of multicast group addresses will be viewed by default

**Example:**

```
Switch(config)# do show ipv6 mld snooping groups
```

- Show multicast forwarding information

**Command:** show ipv6 mld snooping forward-all [vlan VLAN-LIST]

**Mode:** privileged EXEC mode

**Parameter:**

Parameter	Description
<i>VLAN-LIST</i>	VLAN, the value range is 1-4094 , it can be a single VLAN or multiple VLANs

**Description:** View the multicast forwarding information of the specified VLAN . If not specified , the multicast forwarding information of all VLANs will be displayed by default

**Example:**

```
Switch# show ipv6 mld snooping forward-all
```

```
MLD Snooping VLAN : 1
MLD Snooping static port : None
MLD Snooping forbidden port : None
```

**MLD Multicast policy configuration**

- Add/Remove multicast policy

**Command:**

1. **ipv6 mld profile <1-128>**
2. **no ipv6 mld profile <1-128>**

**Mode:** global configuration mode

**Parameter:**

Parameter	Description
<b>&lt;1-128&gt;</b>	Multicast Policy ID

**Description:** Add/Remove Multicast Policy

**Example:**

```
Switch(config)# ipv6 mld profile 1
```

---

- Edit Multicast policy

**Command:** profile range ipv6 [ipv6-addr] action (permit|deny)

**Mode:** MLD policy configuration mode

**Parameter:**

Parameter	Description
<ipv6-addr>	IP v6 multicast start address
[ip v6-addr]	IPv6 multicast end address
(permit deny)	multicast policy on the specified packet includes allow and deny

**Description:** Configure Multicast Policy

**Example:**

```
Switch(config-igmp-profile)# profile range ipv6 ff13::1 ff13::10 action permit
```

---

- Show multicast policy

**Command:** show ipv6 mld profile

**Mode:** MLD policy configuration mode

**Parameter:** none

**Description:** View multicast policy

**Example:**

```
Switch(config-igmp-profile)# show ip igmp profile
```

---

- Bind/unbind multicast policies

**Command:**

1. **ip igmp filter <1-128>**
2. no **ip igmp filter**

**Mode:** interface configuration mode

**Parameter:**

Parameter	Description
<1-128>	Multicast Policy ID

**Description:** Interface binding/unbinding multicast policy

**Example:**

```
Switch(config)# interface Ethernet 1/0/1
Switch(config-if)# ipv6 mld filter 1
```

- View the existing port multicast policy configuration

**Command:** do show ipv6 mld filter [interfaces IF\_PORTS]

**Mode:** interface configuration mode

**Parameter:**

Parameter	Description
interfaces IF_PORTS	Designated interfaces , including Ethernet interfaces, optical interfaces, and aggregation interfaces

**Description:** Check the existing port multicast policy configuration . If no port is specified , the multicast policy configuration of all ports will be displayed by default

**Example:**

```
Switch(config-if)# do show ipv6 mld filter
Switch(config-if)# do show ipv6 mld filter interfaces Ethernet 1/0/1
```

## MLD Maximum multicast group configuration

- Maximum number of multicast groups

**Command:** ipv6 mld max-groups <0-256>

**Mode:** interface configuration mode

**Parameter:**

Parameter	Description
<0-256>	maximum number of multicast groups , the value range is an integer from 0 to 256 , and the default is 256 Set to 0, which means no limit

**Description:** Set the maximum number of multicast groups on the port

**Example:**

```
Switch(config-if)# ipv6 mld max-groups 10
```

- o Operation exceeded

**Command:** ipv6 mld max-groups action (deny|replace)

**Mode:** interface configuration mode

**Parameter:**

Parameter	Description
(deny replace)	The operation after the maximum number of multicast groups is exceeded , supports rejection and replacement

**Description:** Set the operation after the maximum number of multicast groups is exceeded, which is rejected by default

**Example:**

```
Switch(config-if)# ipv6 mld max-groups action replace
```

- o Show the maximum number of multicast groups

**Command:** do show ipv6 mld max-group [interfaces IF\_PORTS]

**Mode:** interface configuration mode

**Parameter:**

Parameter	Description
interfaces IF_PORTS	Designated interfaces , including Ethernet interfaces, optical interfaces, and aggregation interfaces

**Description:** Check the maximum number of multicast groups on the specified interface. If not specified , the maximum number of multicast groups of all interfaces will be displayed by default

**Example:**

```
Switch(config-if)# do show ipv6 mld max-group
Switch(config-if)# do show ipv6 mld max-group interfaces Ethernet 1/0/1
```

- o Show Exceeding maximum group operations

**Command:** do show ipv6 mld max-group action [interfaces IF\_PORTS]

**Mode:** interface configuration mode

**Parameter:**

Parameter	Description
interfaces IF_PORTS	Designated interfaces , including Ethernet interfaces, optical interfaces, and aggregation interfaces

**Description:** Check the operation of the specified interface exceeding the maximum multicast number . If not specified , the operation of all interfaces exceeding the maximum multicast number will be displayed by default

**Example:**

```
Switch(config-if)# do show ipv6 mld max-group action
Switch(config-if)# do show ipv6 mld max-group action interfaces Ethernet 1/0/1
```

### MLD Clear operation

- Clear multicast group address

**Command:** clear ipv6 mld snooping groups [(dynamic |static)]

**Mode:** privileged EXEC mode

**Parameter:**

Parameter	Description
(dynamic static)	Multicast group address type, including dynamic multicast address and static multicast address

**Description:** Specify the type of multicast group address to be cleared, including dynamic multicast address and static multicast address. If not specified , all multicast group addresses will be cleared by default

**Example:**

```
Switch# clear ipv6 mld snooping groups
Switch# show ip v6 mld snooping groups

VLAN | Group IP Address | Type | Life(Sec) |
-----+-----+-----+-----+-----
Total Number of Entry = 0
```

- Clear all statistics

**Command:** clear ipv6 mld snooping statistics

**Mode:** privileged EXEC mode

**Parameter:** none

**Description:** Clear MLD statistics information

**Example:**

```
Switch# clear ipv6 mld snooping statistics
Switch# show ipv6 mld snooping
```

MLD Snooping Status

-----

```
Snooping : Disabled
Report Suppression : Disabled
Operation Version: v1
Forward Method : mac
Unknown IPv6 Multicast Action : Flood
```

Packet Statistics

```
Total RX : 0
Valid RX : 0
Invalid RX : 0
Other RX : 0
Leave RX : 0
Report RX : 0
General Query RX : 0
Specail Group Query RX : 0
Specail Group & Source Query RX : 0
Leave TX : 0
Report TX : 0
General Query TX : 0
Specail Group Query TX : 0
Specail Group & Source Query TX : 0
```

---

## MVR

### MVR Global Configuration

- Enable/disable MVR

#### Command:

1. **mvr**
2. **no mvr**

**Mode:** Global Configuration Mode

**Parameter:** none

**Description:** enable /disable MVR

#### Example:

```
Switch(config)# mvr
Switch(config)# no mvr
```

- 
- Configuring MVR Mode

**Command:** **mvr mode** [compatible /dynamic]

**Mode:** Global Configuration Mode

**Parameter:**

Parameter	Description
<b>compatible</b>	Compatibility Mode
<b>dynamic</b>	Dynamic Mode

**Description:** Configuring MVR Mode

**Example:**

```
Switch(config)# mvr mode compatible
```

---

- Configuring the MVR Group Address

**Command:** **mvr group** ABCD [ none/ <1-128> ]

**Mode:** Global Configuration Mode

**Parameter:**

Parameter	Description
<b>ABCD</b>	IPv4 multicast address
<b>none</b>	None, that is, configure a single group address
<b>&lt;1-128&gt;</b>	Number of group addresses , default is 1

**Description:** Configuring the MVR Group Address

**Example:**

```
Switch(config)# mvr group 225.1.1.1 10
```

---

- Configure MVR query response time (seconds)

**Command:** **mvr query-time** <1 -10 >

**Mode:** Global Configuration Mode

**Parameter:**

Parameter	Description
<b>&lt;1-10&gt;</b>	MVR query response time (seconds), range 1-10 seconds

**Description:** Configuring MVR Query Response Time

**Example:**

```
Switch(config)# mvr query-time 5
```

---

- Configuring Multicast VLAN

**Command:** `mvr vlan` VLAN-LIST

**Mode:** Global Configuration Mode

**Parameter:**

Parameter	Description
VLAN-LIST	The multicast VLAN of MVR is the created VLAN, and the value range is 1-4094

**Description:** Configuring Multicast VLAN

**Example:**

```
Switch(config)# mvr vlan 999
```

---

- View MVR global configuration

**Command:** `show mvr`

**Mode:** Privileged EXEC mode

**Parameter:** none

**Description:** View MVR global configuration

**Example:**

```
Switch# show mvr
MVR Running: Enabled
MVR Multicast VLAN: 1
MVR Group Range: None
MVR Max Multicast Groups: 128
MVR Current Multicast Groups: 0
MVR Global query response time: 1 sec
MVR Mode: compatible
```

---

## MVR Port Configuration

- MVR Port Settings

**Command:**

1. `mvr immediate`
2. `mvr type` [ receiver / source ]
3. `no mvr type`

**Mode:** Interface Configuration Mode

**Parameter:**

Parameter	Description
-----------	-------------

<b>receiver</b>	Set as receiving port
<b>source</b>	Set as source port

**Description:**

1. **mvr immediate:** Set whether to enable the immediate leave function of the selected port. The immediate leave function of the port is disabled by default.
2. **mvr type [receiver/source]:** Set the selected port as source port / receiver port , the default is none.
3. **no mvr type:** Delete the source port/receive port.

**Example:**

```
Switch(config-if)# mvr immediate
Switch(config-if)# mvr type receiver
Switch(config-if)# mvr type source
Switch(config-if)# no mvr type
```

- o View MVR port configuration

**Command:** text

**Mode:** show mvr interface [none/ (Ethernet|LAG) <1-10>]

**Parameter:** Privileged EXEC mode

Parameter	Description
<b>none</b>	None, that is, query all ports
<b>Ethernet LAG &lt;1-10&gt;</b>	Switch ports, including Ethernet ports, optical ports, and aggregated ports.

**Description:** View MVR port configuration

**Example:**

```
Switch# show mvr interface Ethernet 1/0/1
Port | Type | Immediate Leave
-----+-----+-----
eth1/0/1 | None | Disabled
```

**MVR Multicast Group Configuration**

- o Add/delete static MVR multicast group

**Command:**

1. **mvr vlan VLAN-LIST group [< ip-add >] interfaces Ethernet interfaces ( Ethernet|LAG) <1-10> )**
2. **no mvr vlan VLAN-LIST group [<ip-add>] interfaces Ethernet interfaces (Ethernet|LAG) <1-10> )**

**Mode:** Global Configuration Mode

**Parameter:**

Parameter	Description
VLAN-LIST	VLAN, the value range is 1-4094
ip-add	IPv4 multicast address
Ethernet LAG <1-10>	Switch ports, including Ethernet ports , optical ports , and aggregated ports

**Description:** Add/delete static MVR multicast group.

**Example:**

```
Switch(config)# mvr vlan 1 group 225.1.1.1 interfaces Ethernet interfaces Ethernet 1/0/1
Switch(config)# no mvr vlan 1 group 225.1.1.1 interfaces Ethernet interfaces LAG 1
```

- View multicast group address entries

**Command:** show mvr members

**Mode:** Privileged EXEC mode

**Parameter:** none

**Description:** Check the MVR multicast group address table

**Example:**

```
Switch# show mvr members
```

## ROUTING

### Routing table

#### Enable/disable IPv4 routing forwarding

**Supported models:** GWN7811(P)/GWN7812P/GWN7813(P)/GWN7830/GWN7831/GWN7832/GWN7816(P).

**Command:**

1. **ip unicast-routing**
2. **no ip unicast-routing**

**Mode:** global configuration mode

**Parameter:** none

**Description:** Enable/disable IPv4 routing forwarding.

**Example:**

```
Switch(config)# ip unicast-routing
```

---

## View the IPv4 routing table

### Command:

1. **show ip route**
2. **show ip route { connected/detail/static}**

**Mode:** privileged EXEC mode

### Parameter:

Parameter	Description
<i>{ connected/detail/static }</i>	Select the route type to view, including direct route, route and static route.

**Description:** View IPv4 routing table

### Example:

```
Switch # show ip route
```

---

## Enable/disable IPv6 routing forwarding

**Supported models:** GWN7811(P)/GWN7812P/GWN7813(P)/GWN7830/GWN7831/GWN7832/GWN7816(P).

### Command:

1. **ipv6 unicast-routing**
2. **no ipv6 unicast-routing**

**Mode:** global configuration mode

**Parameter:** none

**Description:** Enable/disable IPv6 routing forwarding.

### Example:

```
Switch(config)# ipv6 unicast-routing
```

---

## View the IPv6 routing table

### Command:

1. **show ipv6 route**
2. **show ipv6 route { connected/detail/static}**

**Mode:** privileged EXEC mode

**Parameter:**

Parameter	Description
{ <i>connected/detail/ static</i> }	Select the route type to view, including direct route, route and static route.

**Description:** View IPv6 routing table**Example:**

```
Switch# show ipv6 route
```

---

**Static routing****IPv4 static routing**

- o Add IPv4 static route

**Command:** `ip route` { Destination prefix [Destination prefix mask]/ Destination prefix and length} { Forwarding router's address/ interface [vlan <1-4094>] / loopback [<1-1>] / null0 } { preference/ description}

**Mode:** global configuration mode**Parameter:**

Parameter	Description
Destination prefix	Specify the destination address in dotted decimal format
Destination prefix mask	Specify the mask of the destination address, in dotted decimal format
Destination prefix and length	Specify the destination address + mask, the destination address uses dotted decimal format, and the mask length is an integer ranging from 0 to 32
Forwarding router's address	Specify the next hop address in dotted decimal format
interface [vlan <1-4094>]	Specifies that the outbound interface of the router forwarding packets is a VLAN interface
loopback [<1-1>]	Specify the outbound interface of the router to forward packets as loopback
null0	the specified route forwarding packets is null0
preference	Specify the priority of the route, the value range is an integer from 1 to 255 , the default is 1
description	Used to describe the route, the length ranges from 0 to 31 characters

**Description:** Add IPv4 static route**Example:**

```
IPv4 static route with destination address 192.168.30.0, mask 24 bits, next hop 192.168.20.1 priority 60
Switch(config)# ip route 192.168.30.0/24 192.168.20.1 preference 60
```

---

- o Delete IP v4 static route

**Command: no ip route** { Destination prefix [ Destination prefix mask ]/ Destination prefix and length } { Forwarding router's address / interface [vlan <1-4094>] / loopback [<1-1>] / null0 }

**Mode:** global configuration mode

**Parameter:**

Parameter	Description
Destination prefix	Specify the destination address in dotted decimal format
Destination prefix mask	Specify the mask of the destination address, in dotted decimal format
Destination prefix and length	Specify the destination address + mask, the destination address uses dotted decimal format, and the mask length is an integer ranging from 0 to 32
Forwarding router's address	Specify the next hop address in dotted decimal format
interface [vlan <1-4094>]	Specifies that the outbound interface of the router forwarding packets is a VLAN interface
loopback [<1-1>]	Specify the outbound interface of the router to forward packets as loopback
null0	the specified route forwarding packets is null0

**Description:** Delete IPv4 static route

**Example:**

```
teIPv4 static route with a destination address of 192.168.30.0, a mask of 24 bits, and a next hop of 192.168.20.1  
Switch(config)# no ip route 192.168.30.0/24 192.168.20.1
```

## IPv6 static routing

- o Add IPv6 static route

**Command: ipv6 route** { Destination prefix and length}{ Forwarding router's address/ interface [vlan <1-4094>] / loopback [<1-1>] / null0 } { preference/ description}

**Mode:** global configuration mode

**Parameter:**

Parameter	Description
Destination prefix and length	Specify the destination IPv6 address + mask, the destination address uses hexadecimal format, the mask length is an integer ranging from 1-128
Forwarding router's address	Specifies the next hop address, in hexadecimal format
interface [vlan <1-4094>]	Specifies that the outbound interface of the router forwarding packets is a VLAN interface
loopback [<1-1>]	Specify the outbound interface of the router to forward packets as loopback
null0	the specified route forwarding packets is null0
preference	Specify the priority of the route, the value range is an integer from 1 to 255 , the default is 1
description	Used to describe the route, the length ranges from 0 to 31 characters

**Description:** Add IPv6 static route

**Example:**

```
IPv6 static route with an destination address of 2023::, a prefix of 64 bits, a next hop of 2001::1, and a priority of 60.  
Switch(config)# ipv6 route 2023::/64 2001::1 preference 60
```

---

- o Delete IP v6 static route

**Command:** `no ip v6 route { Destination prefix and length} { Forwarding router's address / interface [vlan <1-4094>] / loopback [<1-1>] / null0 }`

**Mode:** global configuration mode

**Parameter:**

Parameter	Description
Destination prefix and length	Specify the destination IPv6 address + mask, the destination address uses hexadecimal format, and the mask length is an integer ranging from 0 to 32
Forwarding router's address	Specifies the next hop address, in hexadecimal format
interface [vlan <1-4094>]	Specifies that the outbound interface of the router forwarding packets is a VLAN interface
loopback [<1-1>]	Specify the outbound interface of the router to forward packets as loopback
null0	the specified route forwarding packets is null0

**Description:** Delete IPv6 static route

**Example:**

```
Delete the IPv6 static route whose destination address is 2023::, prefix 64 bits, next hop 2001::1  
Switch(config)# no ipv6 route 2023::/64 2001::1
```

---

## Policy Routing

### IPv4 Policy Routing

- o Adding IPv4 Policy Routing

**Command:**

`ip policy-route WORD acl-name WORD sequence <1-2147483647> redirect ip-next-hop ABCD`

**Mode:** Global Configuration Mode

**Parameter:**

Parameter	Description
WORD	Policy routing name
acl-name	ACL name

Parameter	Description
<1-2147483647>	ACL rule number
ABCD	Redirected IP address

**Description:**

Adds IPv4 policy routing.

**Example:**

```
Switch(config)# ip policy-route 1 acl-name 666 sequence 1 redirect ip-next-hop 4.1.1.2
```

- o Deleting IPv4 Policy Routing

**Command:** no ip policy-route WORD acl-name WORD sequence <1-2147483647>

**Mode:** Global Configuration Mode

**Parameter:**

Parameter	Description
WORD	Policy routing name
acl-name	ACL name
<1-2147483647>	ACL rule number

**Description:** Deletes the specified IPv4 policy routing.

**Example:**

```
Switch(config)# no ip policy-route 1 acl-name 666 sequence 1
```

- o View IPv4 Policy Routing

**Command:** show ip policy-route [WORD]

**Mode:** Global Configuration Mode

**Parameter:**

Parameter	Description
WORD	Policy routing name

**Description:** Displays the configured IPv4 policy routing details.

**Example:**

```
Switch# show ip policy-route
```

## IPv6 Policy Routing

- Adding an IPv6 Static Route

### Command Syntax:

```
ipv6 policy-route <policy-name> acl-name <acl-name> sequence <rule-number> redirect ip-nextHop <ipv6-address> [[link-local vlan <vlan-id>]
```

**Mode:** Global Configuration Mode

### Parameters:

Parameter	Description
<policy-name>	Name of the policy routing.
<acl-name>	Name of the Access Control List (ACL).
<rule-number>	Sequence number of the ACL rule (range: 1-2147483647).
<ipv6-address>	The IPv6 address to which traffic is redirected.
[link-local vlan <id>]	Optional: Specifies the VLAN ID (range: 1-4094) if the IPv6 address is a link-local address.

### Description:

Add IPv6 policy-based routing with traffic redirection to a specified IPv6 address. If the next-hop is a link-local address, specify the VLAN interface.

### Example:

```
# The following example configures a policy named "2", matches ACL "2003", uses rule "1", and redirects traffic to the IPv6 address "4001::2".
```

```
Switch(config)# ipv6 policy-route 2 acl-name 2003 sequence 1 redirect ip-nextHop 4001::2
```

- Deleting IPv6 Policy Routing

### Command Syntax:

```
no ipv6 policy-route <policy-name> acl-name <acl-name> sequence <rule-number>
```

**Mode:** Global Configuration Mode

### Parameters:

Parameter	Description
<policy-name>	Name of the policy routing.
<acl-name>	Name of the Access Control List (ACL).
<rule-number>	Sequence number of the ACL rule (range: 1-2147483647).

### Description:

Delete an IPv6 policy-based routing entry.

### Example:

```
# Delete the policy route with policy "2", ACL "2003", and rule "1".
```

```
Switch(config)# no ipv6 policy-route 2 acl-name 2003 sequence 1
```

- 
- View IPv6 Policy Routing

**Command Syntax:** show ip v6 policy-route [<policy-name>]

**Mode:** Global Configuration Mode

**Parameters:**

Parameter	Description
<policy-name>	(Optional) Name of the policy routing.

**Description:** view IPv6 policy-based routing entries. If a policy name is specified, it shows the details for that specific policy.

**Example:**

```
# View all IPv6 policy routes.  
Switch# show ip v6 policy-route
```

---

## RIP

**Note:**

Only supported on GWN78xx(P) L3 switches.

### Global RIP configuration

- Enable/disable global RIP

**Command:**

1. **router rip**
2. **no router rip**

**Mode:** global configuration mode

**Parameter:** none

**Description:** Enable/disable global RIP function

**Example:**

```
Enable global RIP function  
Switch(config)# router rip
```

- 
- Configure the RIP version

**Command:**

1. **version (1|2)**
2. **no version (1|2)**

**Mode:** Global RIP configuration mode

**Parameter:**

Parameter	Description
1	RIP version 1
2	RIP version 2

**Description:** Configure the RIP version

**Example:**

```
Configure RIP version 2
Switch(config-rip-router)# version 2
```

- 
- o RIP – import route

**Command Syntax:**

```
import-route (connected|static|ospf) [metric <1-16>]
no import-route (connected|static|ospf) [metric <1-16>]
```

**Mode:** Global RIP Configuration Mode

**Parameters:**

Parameter	Description
connected	Importing direct routes.
ospf	Importing OSPF routes.
static	Importing static routes.
metric <1-16>	Metric of the imported route (range: 1-16).

**Description:** Import external routes such as connected, static, or OSPF routes into RIP, optionally specifying a metric for the route.

**Example:**

```
# Introduce a direct route with a metric of 10.
Switch(config-rip-router)# import-route connected metric 10
```

- 
- o Configure/Cancel Timer

**Command:**

1. **timers <5-2147483647> <5-2147483647> <5-2147483647>**
2. **no timers <5-2147483647> <5-2147483647> <5-2147483647>**

### 3. no timers

**Mode:** Global RIP configuration mode

**Parameter:**

Parameter	Description
<5-2147483647>	Routing table update time ( in seconds) , default 30 seconds
<5-2147483647>	Routing timeout ( in seconds) , default 180 seconds
<5-2147483647>	Garbage route collection time ( in seconds ) , default 120 seconds

**Description:** Configure/Cancel Timer

**Example:**

```
The configuration update time is 30 seconds , the timeout time is 180 seconds , and the garbage route  
collection time is 120 seconds  
Switch(config-rip-router)# no timers 30 180 120
```

- 
- View RIP global information

**Command:** show ip rip [status]

**Mode:** privileged EXEC mode

**Parameter:** none

**Description:** View RIP global information

**Example:**

```
View global RIP information  
Switch # show ip rip status
```

- 
- View RIP Neighbor Information

**Command:** show ip rip neighbor

**Mode:** privileged EXEC mode

**Parameter:** none

**Description:** View RIP Neighbor Information

**Example:**

```
Switch # show ip rip neighbor
```

---

## Interface RIP configuration

- Enable/disable VLAN interface RIP

**Command:**

1. **ip rip enable**
2. **no ip rip enable**

**Mode:** VLAN interface configuration mode

**Parameter:** none

**Description:** Enabling /disabling the RIP function of the VLAN interface

**Example:**

```
Enable the RIP function of VLAN 1 interface
Switch(config)# interface vlan 1
Switch(config-if)# ip rip enable
```

---

- Configure RIP send/receive version

**Command:**

1. **ip rip (send|receive) version (1 | 2 | 1 2)**
2. **no ip rip (send|receive) version (1 | 2 | 1 2)**

**Mode:** VLAN interface configuration mode

**Parameter:**

Parameter	Description
<i>send</i>	Specifies to configure the RIP sending version
<i>receive</i>	Specifies to configure the RIP receiving version
<i>1   2   1 2</i>	Specifies the sending /receiving version number of RIP

**Description:** Configure RIP send /receive version

**Example:**

```
the RIP sending version of VLAN 1 interface as 2
Switch(config-if)# ip rip send version 2
```

---

- Enable/disable RIPv2 broadcast

**Command:**

1. **ip rip v2-broadcast**
2. **no ip rip v2-broadcast**

**Mode:** VLAN interface configuration mode

**Parameter:** none

**Description:** Enable/disable the broadcast function of RIPv2

**Example:**

```
Enable the RIPv2 broadcast function on the VLAN 1 interface  
Switch(config-if)# ip rip v2-broadcast
```

---

- Enable/disable interface suppression

**Command:**

1. **ip rip suppress**
2. **no ip rip suppress**

**Mode:** VLAN interface configuration mode

**Parameter:** none

**Description:** Enable/disable interface suppression function

**Example:**

```
Enable the suppression function of VLAN 1 interface  
Switch(config-if)# ip rip suppress
```

---

- Configuring split horizon and poison reverse

**Command:**

1. **ip rip split-horizon [poisoned-reverse]**
2. **no ip rip split-horizon [poisoned-reverse]**

**Mode:** VLAN interface configuration mode

**Parameter:** none

**Description:** Configuring split horizon and poison reverse

**Example:**

```
Enable split horizon  
Switch(config-if)# ip rip split-horizon
```

---

- Configure authentication and keys

**Command:**

1. **ip rip authentication mode (simple|md5)**
2. **no ip rip authentication mode (simple|md5)**
3. **ip rip authentication string [AUTH\_KEY]**

#### 4. no ip rip authentication string [AUTH\_KEY]

**Mode:** VLAN interface configuration mode

**Parameter:**

Parameter	Description
<i>Simple</i>	Specify the authentication mode as simple authentication
md5	Specify the authentication mode as MD5 authentication
AUTH_KEY	Specify the authentication key , limited to 1-16 characters

**Description:** Configure authentication and keys

**Example:**

```
Set simple authentication for VLAN 1 interface with key 123456
Switch(config-if)# ip rip authentication simple
Switch(config-if)# ip rip authentication string 123456
```

---

## RIPng

**Note:**

Only supported on GWN78xx(P) L3 switches.

### Global RIPng configuration

- Enable/disable global RIPng

**Command:**

1. **router ripng**
2. **no router ripng**

**Mode:** global configuration mode

**Parameter:** none

**Description:** Enable/disable global RIPng function

**Example:**

```
Enable global RIPng function
Switch(config)# router ripng
```

---

- Configure/Cancel Timer

**Command:**

1. **timers** <0-65535> <0-65535> <0-65535>

2. **no timers** <0-65535> <0-65535> <0-65535>

**Mode:** Global RIPng configuration mode

**Parameter:**

Parameter	Description
<0-65535>	Routing table update time (in seconds), the value range is an integer from 0 to 65535, and the default is 30 seconds.
<0-65535>	Routing timeout (in seconds), the value range is an integer from 0 to 65535, and the default is 180 seconds.
<0-65535>	Garbage route collection time (in seconds), the value range is an integer from 0 to 65535, and the default is 120 seconds.

**Description:** Configure/Unconfigure Timers

**Example:**

```
Set the timer, the routing table update time is 300 seconds, the routing timeout time is 1800 seconds, and the garbage routing collection time is 1200 seconds  
Switch(config-ripng-router)# timers 300 1800 1200
```

- 
- Importing Routes for RIPng

**Command Syntax:**

```
import-route connected (connected|static|ospfv3) [metric <1-16>]  
no import-route connected (connected|static|ospfv3) [metric <1-16>]
```

**Mode:** Global RIPng Configuration Mode

**Parameters:**

Parameter	Description
connected static ospfv3	Import direct routes /static routes/OSPFv3
metric <1- 16 >	The metric of the imported route. The value range is an integer from 0 to 16.

**Description:** Configure the import of connected, static, or OSPFv3 routes into RIPng and set the metric for the imported routes. You can also remove the route import configuration.

**Example:**

```
# Introduce a connected route and set the metric to 3.  
Switch(config-ripng-router)# import-route connected metric 3  
  
# Import OSPFv3 routes and set the metric to 5.  
Switch(config-ripng-router)# import-route ospfv3 metric 5  
  
# Import static routes and set the metric to 6.  
Switch(config-ripng-router)# import-route static metric 6
```

- 
- Announce route

**Command:**

1. **router** X:X::X:X/<1-128>
2. **no router** X:X::X:X/<1-128>

**Mode:** Global RIPng configuration mode**Parameter:**

Parameter	Description
X:X::X:X/<1-128>	IPv6 address and prefix length

**Description:** Declare/delete routes**Example:**

```
advertise route 2001:1011::3126:2003/64
Switch(config-ripng-router)# route 2001:1011::3126:2003/64
```

- 
- o View RIPng Global Information

**Command:** show ipv6 ripng [status]**Mode:** privileged EXEC mode**Parameter:** none**Description:** View RIPng Global Information**Example:**

```
Switch# show ipv6 ripng status
```

- 
- o Viewing RIPng Neighbor Information

**Command:** show ipv6 ripng neighbor**Mode:** privileged EXEC mode**Parameter:** none**Description:** Viewing RIPng Neighbor Information**Example:**

```
Switch# show ipv6 ripng neighbor
```

---

## Interface RIPng Neighbor Information

- Enable/disable VLAN interface RIPng

**Command:**

1. **ipv6 ripng enable**
2. **no ipv6 ripng enable**

**Mode:** VLAN interface configuration mode

**Parameter:** none

**Description:** Enable/disable the RIPng function of the VLAN interface

**Example:**

```
Enable the RIPng function on the VLAN 1 interface (prerequisite : first enable the interface IPv6 function
and configure an IPv6 global unicast address )
Switch#config
Switch(config)#interface vlan 101
Switch(config-if)#ipv6 enable
Switch(config-if)#ipv6 address 2002::1111/64
Switch(config-if)# ipv6 ripng enable
```

---

- Configuring split horizon and poison reverse

**Command:**

1. **ipv6 ripng split-horizon [poisoned-reverse]**
2. **no ipv6 ripng split-horizon [poisoned-reverse]**

**Mode:** VLAN interface configuration mode

**Parameter:** none

**Description:** Configuring split horizon and poison reverse

**Example:**

```
Enable split horizon
Switch(config-if)# ipv6 ripng split-horizon
```

---

- Enable/disable route suppression

**Command:**

1. **ipv6 ripng suppress**
2. **no ipv6 ripng suppress**

**Mode:** VLAN interface configuration mode

**Parameter:** none

**Description:** Enable/disable route suppression

**Example:**

```
Enable route suppression
Switch(config-if)# ipv6 ripng suppress
```

---

## OSPF

### Note:

Only supported on GWN78xx(P) L3 switches.

### Global OSPF configuration

- Enable/disable global OSPF

#### Command:

1. **router ospf**
2. **no router ospf**

**Mode:** global configuration mode

**Parameter:** none

**Description:** Enabling/disabling the global OSPF function

#### Example:

```
Enable the global OSPF function
Switch(config)# router ospf
```

---

- Restart the OSPF process

**Command:** restart router ospf

**Mode:** global configuration mode

**Parameter:** none

**Description:** Restart the OSPF process

#### Example:

```
Switch(config)# restart router ospf
```

---

- Configure Router ID

#### Command:

1. **router-id ABCD**

2. **no router-id ABCD**

3. **no router-id**

**Mode:** Global OSPF configuration mode

**Parameter:**

Parameter	Description
<i>ABCD</i>	Set the Router ID of the switch, configured in IPv4 address format

**Description:** Configure Router ID

**Example:**

```
Set Router ID to 1.1.1.1
Switch(config)# router ospf
Switch(config-ospf-router)# router-id 1.1.1.1
```

- 
- o Compatible with RFC1583

**Command:**

1. **ospf rfc1583 compatibility**
2. **no ospf rfc1583 compatibility**

**Mode:** Global OSPF configuration mode

**Parameter:** none

**Description:** Compatible with RFC1583

**Example:**

```
Switch(config-ospf-router)# ospf rfc1583compatibility
```

- 
- o Opaque LSA

**Command:**

1. **ospf capability opaque**
2. **no ospf capability opaque**

**Mode:** Global OSPF configuration mode

**Parameter:** none

**Description:** Enable the Opaque LSA function

**Example:**

```
Switch(config-ospf-router)# ospf capability opaque
```

- 
- Configuring SPF timers

**Command:**

1. **spf-schedule-interval** [**<0-600000>** **<0-600000>** **<0-600000>**]
2. **no spf-schedule-interval** [**<0-600000>** **<0-600000>** **<0-600000>**]

**Mode:** Global OSPF configuration mode

**Parameter:**

Parameter	Description
<0-600000>	Set the waiting time of the SPF timer (in milliseconds) , the value range is an integer from 0 to 600000 , and the default is 0
<0-600000>	Set the minimum time interval between two S PF timers (in milliseconds) , the value range is an integer from 0 to 600000 , and the default is 5 0
<0-600000>	Set the maximum time interval between two S PF timers (in milliseconds) , the value range is an integer from 0 to 600000, and the default is 5 000

**Description:** Configuring SPF timers

**Example:**

```
Set the SPF timer , the waiting time is 50 milliseconds , the minimum time interval is 500 milliseconds ,  
and the maximum time interval is 5000 milliseconds  
Switch(config-ospf-router)# spf-schedule-interval 50 500 5000
```

- 
- Configure LSA transmission delay

**Command:**

1. **timers lsa all** [**<0-5000>**]
2. **no timers lsa all** [**<0-5000>**]

**Mode:** Global OSPF configuration mode

**Parameter:**

Parameter	Description
<0-5000>	Set the minimum delay time for receiving a new LSA (in milliseconds) , the value range is an integer from 0 to 5000 , and the default is 5 000

**Description:** Configure LSA transmission delay time

**Example:**

```
Configure the LSA transmission delay time to 50 milliseconds  
Switch(config-ospf-router)# timers lsa all 50
```

---

- Configure LSA arrival time

**Command:**

1. **timers lsa arrival [<0-600000>]**
2. **no timers lsa arrival [<0-600000>]**

**Mode:** Global OSPF configuration mode

**Parameter:**

Parameter	Description
<0-600000>	Set the minimum receiving interval of LSA (in milliseconds) , the value range is an integer from 0 to 600000 , and the default is 1 000

**Description:** Configure LSA arrival time

**Example:**

```
Set the LSA arrival interval to 2000 milliseconds
Switch(config-ospf-router)# timers lsa arrival 2000
```

- Turn on/off advertise max metric

**Command:**

1. **max-metric router-lsa administrative**
2. **no max-metric router-lsa administrative**

**Mode:** Global OSPF configuration mode

**Parameter:** none

**Description:** Turn on/off advertise max metric

**Example:**

```
Enable Advertise Max Metrics
Switch(config-ospf-router)# max-metric router-lsa administrative
```

- configure/unset route metric

**Command:**

1. **distance ospf intra-area <1-255> inter-area <1-255> external <1-255>**
2. **no distance ospf**

**Mode:** Global OSPF configuration mode

**Parameter:**

Parameter	Description
<i>intra-area &lt;1-255&gt;</i>	Set the route metric value in the area, the default is 110

<code>inter-area &lt;1-255&gt;</code>	Set the routing metric between areas, the default is 110
<code>external &lt;1-255&gt;</code>	Set external routing metric, default 110

**Description:** configure/unset route metric

**Example:**

Configure the route metric value. The intra-area route metric value is 10, the inter-area route metric value is 20, and the external route metric value is 30.

```
Switch(config-ospf-router)# distance ospf intra-area 10 inter-area 20 external 30
```

- Configure/un-always advertise the default route

**Command:**

1. **default-route-advertise always metric <0-16777214> metric-type (1|2)**
2. **no default-route-advertise**

**Mode:** Global OSPF configuration mode

**Parameter:**

Parameter	Description
<code>metric &lt;0-16777214&gt;</code>	Specify the default route metric, default 1
<code>metric-type (1 2)</code>	Specifies the default routing metric type, default type 2

**Description:** Configure/un -always advertise the default route

**Example:**

Enable always advertise default route, metric value 10, metric type 1

```
Switch(config-ospf-router)# default-route-advertise always metric 10 metric-type 1
```

- Import external routes

**Command:**

1. **import-route (connected|static|rip) [metric <0-16777214> metric-type (1|2)]**
2. **no import-route (connected|static|rip)**

**Mode:** Global OSPF configuration mode

**Parameter:**

Parameter	Description
<code>connected static rip</code>	Set the imported external route type
<code>metric &lt;0-16777214&gt;</code>	Set the redistributed metric value when importing external routes , default 1
<code>metric-type (1 2)</code>	Set the imported external route metric type, the default type is 2

**Description:** Import external routes

### Example:

```
Import direct route, metric value 10, metric type 1
Switch(config-ospf-router)# import-route connected metric 10 metric-type 1
```

---

## Regional settings

- Stub area

### Command:

1. **area** {<0-4292967295>/ABCD} **stub** [no-summary]
2. **no area** {<0-4292967295>/ABCD} **stub** [no-summary]

**Mode:** global configuration mode

### Parameter:

Parameter	Description
{<0-4294967295> / ABCD}	Zone ID, integer from 0-4294967295 or IPv4 address format
<i>no-summary</i>	Set whether to prohibit the ABR from sending LSA type 3 to the Stub area, that is, configure the area as a Totally Stub area

**Description:** set/unset locale as stub/totally stub

### Example:

```
Set area 1 as stub area
Switch(config)# area 1 stub
```

---

- NSSA area

### Command:

1. **area** {<0-4294967295> / ABCD} **nssa** [(translate-candidate|translate-never|translate-always)] [no-summary]
2. **no area** {<0-4294967295> / ABCD} **nssa** [(translate-candidate|translate-never|translate-always)] [no-summary]

**Mode:** global configuration mode

### Parameter:

Parameter	Description
{<0-4294967295> / ABCD}	Zone ID, integer from 0-4294967295 or IPv4 address format
{translate-always / translate-never}	Set NSSA conversion type, the default is Never
<i>no-summary</i>	Set whether to prohibit the ABR from sending LSA type 3 to the area, that is, configure the area as a Totally NSSA area

**Description:** configure/unset zone to nssa/totally nssa

**Example:**

```
Set area 1 to nssa area
Switch(config)# area 1 nssa translate-always
```

**Interface OSPF configuration**

- Configure area ID

**Command:**

1. **ip ospf area { <0-4294967295> /[ABCD]}**
2. **no ip ospf area { <0-4294967295> /[ABCD]}**

**Mode:** VLAN interface configuration mode

**Parameter:**

Parameter	Description
<0-4294967295> /[ABCD]	Zone ID, integer from 0-4294967295 or IPv4 address format, default is 0.0.0.0

**Description:** Configure/Cancel Zone ID

**Example:**

```
Configure the area of the VLAN 10 interface as 1
Switch(config)# int vlan 10
Switch(config-if)# ip ospf area 1
```

- Configure network type

**Command:**

1. **ip ospf network [(broadcast|non-broadcast|point-to-multipoint|point-to-point)]**
2. **no ip ospf network [(broadcast|non-broadcast|point-to-multipoint|point-to-point)]**

**Mode:** VLAN interface configuration mode

**Parameter:**

Parameter	Description
{ broadcast / non-broadcast/ point-to-multipoint/ point-to-point}	Set the network type of the interface , the default is broadcast

**Description:** Configure/Cancel Network Type. If it is set to NBMA type, additional NBMA neighbors need to be set.

**Example:**

```
Enable the network type of VLAN 10 interface as P2P
Switch(config-if)# ip ospf network point-to-point
```

- 
- Enable/disable interface suppression

**Command:**

1. **ip ospf suppress**
2. **no ip ospf suppress**

**Mode:** VLAN interface configuration mode

**Parameter:** none

**Description:** Enable/disable interface suppression function

**Example:**

```
Enable VLAN 10 interface suppression function
Switch(config-if)# ip ospf suppress
```

- 
- Ignore MTU checksum

**Command:**

1. **ip ospf mtu-ignore**
2. **no ip ospf mtu-ignore**

**Mode:** VLAN interface configuration mode

**Parameter:** none

**Description:** Enable/disable ignore MTU check

**Example:**

```
Enable Ignore MTU check on VLAN 10 interface
Switch(config-if)# ip ospf mtu-ignore
```

- 
- Configure/Cancel LSA Retransmission Interval

**Command:**

1. **ip ospf retransmit-interval [<3-65535>]**
2. **no ip ospf retransmit-interval [<3-65535>]**

**Mode:** VLAN interface configuration mode

**Parameter:**

Parameter	Description
<3-65535>	Set the LSA retransmission interval (in seconds) , default 5

**Description:** Configure/Cancel LSA Retransmission Interval

**Example:**

```
Set the LSA retransmission interval of VLAN 10 interface to 10 seconds
Switch(config-if)# ip ospf retransmit-interval 10
```

---

- Configure/Cancel LSA Transmission Delay Time

**Command:**

1. **ip ospf transmit-delay [<1-500>]**
2. **no ip ospf transmit-delay [<1-500>]**

**Mode:** VLAN interface configuration mode

**Parameter:**

Parameter	Description
<1-500>	Set LSA transmission delay time (in seconds) , default 1

**Description:** Configure/Cancel LSA Transmission Delay Time

**Example:**

```
LSA transmission delay time of VLAN 10 interface to 10 seconds
Switch(config-if)# ip ospf transmit-delay 10
```

---

- Configure/Cancel Hello Interval

**Command:**

1. **ip ospf hello-interval [<1-65535>]**
2. **no ip ospf hello-interval [<1-65535>]**

**Mode:** VLAN interface configuration mode

**Parameter:**

Parameter	Description
<1-65535>	Set the time interval for the interface to send Hello packets (in seconds) , the default is 10.

**Description:** Configure/Cancel Hello Interval

**Example:**

```
Set the Hello interval of the VLAN10 interface to 10 seconds
Switch(config-if)# ip ospf hello-interval 10
```

---

- Configure/Cancel Fast Hello

**Command:**

1. **ip ospf dead-interval minimal hello-multiplier [<1-10>]**
2. **no ip ospf dead-interval minimal hello-multiplier [<1-10>]**

**Mode:** VLAN interface configuration mode

**Parameter:**

Parameter	Description
<1-10> _	Enable Fast Hello, and set the number of Hello packets sent by the interface per second , the default is 1

**Description:** Configure/Cancel Fast Hello

**Example:**

```
Enable the Fast Hello function of the VLAN 10 interface , and set the interface to send 10 Hello packets per second
Switch(config-if)# ip ospf dead-interval minimal hello-multiplier 10
```

- 
- o Configure /Cancel Neighbor Dead Time

**Command:**

1. **ip ospf dead-interval [<1-65535>]**
2. **no ip ospf dead-interval [<1-65535>]**

**Mode:** VLAN interface configuration mode

**Parameter:**

Parameter	Description
<1-65535> _	Set the failure time of adjacent neighbors (in seconds ) , default 40

**Description:** Configure/Cancel Neighbor Dead Time

**Example:**

```
Set the neighbor failure time of VLAN 10 interface to 10 seconds
Switch(config-if)# ip ospf dead-interval 10
```

- 
- o Configure/unset overhead value

**Command:**

1. **ip ospf cost [<1-65535>]**
2. **no ip ospf cost [<1-65535>]**

**Mode:** VLAN interface configuration mode

**Parameter:**

Parameter	Description
<1-65535> _	Set the cost value of the interface, the default is 10

**Description:** Configure/deactivate the cost value of an interface

**Example:**

```
Set the cost value of the VLAN 10 interface to 100
Switch(config-if)# ip ospf cost 100
```

- o Configure/de-prioritize

**Command:**

1. **ip ospf priority [<0-255>]**
2. **no ip ospf priority [<0-255>]**

**Mode:** VLAN interface configuration mode

**Parameter:**

Parameter	Description
<0-255> _	Set the priority when the interface selects DR, the default is 1

**Description:** Configure/Cancel Interface Priority

**Example:**

```
Set priority 0 for VLAN 10 interface
Switch(config-if)# ip ospf priority 0
```

- o Turn on/off authentication

**Command:**

1. **ip ospf authentication**
2. **no ip ospf authentication**

**Mode:** VLAN interface configuration mode

**Parameter:** none

**Description:** Enable/disable interface authentication

**Example:**

```
Enable authentication on the VLAN10 interface
Switch(config-if)# ip ospf authentication
```

- Configure Simple Authentication

**Command:**

1. **ip ospf authentication-key [AUTH\_KEY]**
2. **no ip ospf authentication-key [AUTH\_KEY]**

**Mode:** VLAN interface configuration mode

**Parameter:**

Parameter	Description
<i>AUTH_KEY</i>	Set the key used in simple authentication, the input limit is 1-8 characters

**Description:** Configure Simple Authentication

**Example:**

```
Set simple authentication key 123456 for VLAN10 interface
Switch(config-if)# ip ospf authentication
Switch(config-if)# ip ospf authentication-key 123456
```

- 
- Configure MD5 authentication

**Command:**

1. **ip ospf authentication message-digest**
2. **no ip ospf authentication message-digest**
3. **ip ospf message-digest-key <1-255> [md5 KEY]**
4. **no ip ospf message-digest-key <1-255> [md5 KEY]**

**Mode:** VLAN interface configuration mode

**Parameter:**

Parameter	Description
<i>&lt;1-255&gt;</i>	Set the key ID used for interface MD5 authentication
<i>md5 KEY</i>	Set the key used for interface MD5 authentication, the input limit is 1-16 characters

**Description:** Configure MD5 authentication

**Example:**

```
Set MD5 authentication for VLAN10 interface , key ID 1 , key 12345678
Switch(config-if)# ip ospf authentication message-digest
Switch(config-if)# ip ospf message-digest-key 1 md5 12345678
```

---

## NBMA neighbor configuration

- Configuring NBMA neighbors

**Command:**

1. **neighbor ABCD [hello-interval <1-65535> priority <0-255>]**
2. **no neighbor ABCD [hello-interval <1-65535> priority <0-255>]**

**Mode:** VLAN interface configuration mode**Parameter:**

Parameter	Description
<i>ABCD</i>	specify neighbor interface address
<1-65535>	(in seconds ) for sending polling Hello packets on the NBMA network , the default is 6 0
<0-255>	Set the priority when participating in the DR election , the default is 0

**Description:** Configure/Cancel NBMA Neighborhood**Example:**

```
Set the neighbor, the interface address is 192.168.10.2, the Hello interval is 20 seconds , and the priority is 1
Switch(config-ospf-router)# neighbor 192.168.10.2 hello-interval 20 priority 1
```

**View OSPF related information**

- o Check the OSPF routing table

**Command:** show ip ospf route**Mode:** privileged EXEC mode**Parameter:** none**Description:** Check the OSPF routing table**Example:**

```
Switch# show ip ospf route
```

- o View OSPF neighbor information

**Command:** show ip ospf neighbor {A.B.C.D/detail}**Mode:** privileged EXEC mode**Parameter:**

Parameter	Description
<i>ABCD</i>	View the details of a specified neighbor by selecting the neighbor ID
<i>detail</i>	View all neighbor details

**Description:** View OSPF neighbor information

**Example:**

```
Check neighbor 2.2.2.2 information
Switch# show ip ospf neighbor 2.2.2.2
```

---

- View OSPF interface information

**Command:** show ip ospf interface {vlan <1-4094>}

**Mode:** privileged EXEC mode

**Parameter:**

Parameter	Description
vlan <1-4094>	Select to view the corresponding VLAN interface information

**Description:** View OSPF interface information

**Example:**

```
View OSPF information on VLAN 10 interfaces of the device
Switch# show ip ospf interface vlan 10
```

---

- View OSPF database

**Command:** show ip ospf database { asbr-summary / external/ max-age/ network/ nssa-external/ opaque-area/ opaque-as/ opaque-link/ router/ self-originate/ summary} { self-originate}

**Mode:** privileged EXEC mode

**Parameter:**

Parameter	Description
{ asbr-summary / external/ max-age/ network/ nssa-external/ opaque-area/ opaque-as/ opaque-link/ router/ self-originate/ summary}	View the corresponding database information by selecting the corresponding Type LSA
{self-originate}	Select to view the data information generated by the switch itself

**Description:** View OSPF database

**Example:**

```
View OSPF link state database
Switch# show ip ospf database
View link state information of Type 3 LSAs
Switch# show ip ospf database summary
the Type 1 LSA generated by the device itself
Switch# show ip ospf database router self-originate
```

---

- View OSPF statistics

**Command:** show ip ospf statistic interface {all/vlan <1-4094>}

**Mode:** privileged EXEC mode

**Parameter:**

Parameter	Description
vlan <1-4094>	Choose whether to view the corresponding vlan data statistics

**Description:** View OSPF statistics

**Example:**

```
View statistics on all OSPF interfaces on the device
Switch# show ip ospf statistic interface all
View the data statistics of the VLAN 10 interface of the device
Switch# show ip ospf statistic interface vlan 10
```

---

## OSPFv3

### Global OSPFv3 configuration

- Enable/disable global OSPF

**Command:**

1. **router ospfv3**
2. **no router ospfv3**

**Mode:** global configuration mode

**Parameter:** none

**Description:** Enabling/disabling the global OSPFv3 function.

**Example:**

```
Enable OSPFv3 globally
Switch(config)# router ospfv3
```

---

- Restart the OSPF process

**Command:** restart router ospfv3

**Mode:** global configuration mode

**Parameter:** none

**Description:** Restart the OSPFv3 process

**Example:**

```
Switch(config)# restart router ospfv3
```

---

- Configuring Router ID

**Command:**

1. **router-id ABCD**
2. **no router-id ABCD**
3. **no router-id**

**Mode:** Global OSPFv3 configuration mode

**Parameter:**

Parameter	Description
<i>ABCD</i>	Set the Router ID of the switch, configured in IPv4 address format.

**Description:** Configuring a Router ID

**Example:**

```
Set the Router ID to 1.1.1.1
Switch(config)# router ospfv3
Switch(config-ospfv3-router)# router-id 1.1.1.1
```

---

- Configure/cancel route management distance

**Command:**

1. **distance ospfv3 intra-area <1-255> inter-area <1-255> external <1-255>**
2. **no distance ospfv3**

**Mode:** Global OSPFv3 Configuration Mode

**Parameter:**

Parameter	Description
<i>&lt;1-255&gt;</i>	Set the intra-area/inter-area/external route management distance. The default distance is 110.

**Description:**

- Configure/cancel route management distance Switch(config)# router ospfv3
  - Switch(config-ospfv3-router)# distance ospfv3 intra-area 110 inter-area 110 external 110
- 

- Configuring SPF Timers

**Command:**

1. **spf-schedule-interval [<0-600000> <0-600000> <0-600000>]**

## 2. **no spf-schedule-interval** [<0-600000> <0-600000> <0-600000>]

**Mode:** Global OSPFv3 Configuration Mode

### **Parameter:**

Parameter	Description
<0-600000>	Set the SPF timer waiting time (in milliseconds) , the value range is an integer from 0 to 600000 , the default is 0
<0-600000>	Set the minimum time interval between two SPF timers (in milliseconds) . The value range is an integer from 0 to 600000. The default value is 50
<0-600000>	Set the maximum time interval between two SPF timers (in milliseconds) . The value range is an integer from 0 to 600000. The default value is 5000 .

**Description:** Configuring SPF Timers

### **Example:**

```
Set the SPF timer to 50 milliseconds for waiting time , 500 milliseconds for minimum time interval , and 5000 milliseconds for maximum time interval.  
Switch(config-ospfv3-router)# spf-schedule-interval 50 500 5000
```

- 
- o Configuring LSA Arrival Time

### **Command:**

1. **timers lsa arrival** [<0-600000>]
2. **no timers lsa arrival** [<0-600000>]

**Mode:** Global OSPFv3 Configuration Mode

### **Parameter:**

Parameter	Description
<0-600000>	Set the minimum time to receive a new LSA (in milliseconds) . The value range is an integer from 0 to 600000. The default value is 1000 .

**Description:** Configuring LSA Arrival Time.

### **Example:**

```
Configure the LSA arrival interval to 2000 milliseconds  
Switch(config-ospfv3-router)# timers lsa arrival 2000
```

- 
- o Import external routes

### **Command:**

1. **import-route** (**connected|static|ripng**)
2. **no import-route** (**connected|static|ripng**)

**Mode:** Global OSPFv3 Configuration Mode

**Parameter:**

Parameter	Description
<b>connected static ripng</b>	Set the type of external routes imported

**Description:** Importing external routes**Example:**

```
Importing Direct Routes
Switch(config-ospfv3-router)# import-route connected
```

**Regional settings**

- o Stub Area

**Command:**

1. **area {<0-4292967295>/ABCD} stub [no-summary]**
2. **no area {<0-4292967295>/ABCD} stub [no-summary]**

**Mode:** global configuration mode**Parameter:**

Parameter	Description
{<0-4294967295> / ABCD}	Area ID , integer from 0 to 4294967295 or IPv4 address format.
<i>no-summary</i>	Set whether to prohibit the ABR from sending LSA type 3 to the stub area, that is, to configure the area as a totally stub area.

**Description:** Set/unset zone to stub/totally stub**Example:**

```
Set area 1 to be a stub area
Switch (config-ospfv3-router)# area 1 stub
```

**Interface OSPFv3 configuration**

- o Configuring the Area ID

**Command:**

1. **ipv6 ospfv3 area { <0-4294967295> /[ABCD]}**
2. **no ipv6 ospfv3 area { <0-4294967295> /[ABCD]}**

**Mode:** VLAN Interface Configuration Mode**Parameter:**

Parameter	Description
<0-4294967295> /[ABCD]	Zone ID , an integer from 0 to 4294967295 or an IPv4 address. The default value is 0.0.0.0

**Description:** Configure/cancel region ID

**Example:**

```
Configure the zone of VLAN 10 interface to 1
Switch(config)# int vlan 10
Switch(config-if)#ip ospfv3 area 1
```

- o Configuring the network type

**Command:**

1. **ipv6 ospfv3 network [(broadcast|point-to-point)]**
2. **no ipv6 ospfv3 network [(broadcast|point-to-point)]**

**Mode:** VLAN interface configuration mode

**Parameter:**

Parameter	Description
{ broadcast / point-to-point }	Set the network type of the interface , the default is broadcast

**Description:** Configure/cancel network type

**Example:**

```
Enable the network type of VLAN 10 interface to be P2P
Switch(config-if)# ipv6 ospfv3 network point-to-point
```

- o Enable/disable interface suppression

**Command:**

1. **ipv6 ospfv3 suppress**
2. **no ipv6 ospfv3 suppress**

**Mode:** VLAN interface configuration mode

**Parameter:** none

**Description:** Enable/disable interface suppression function

**Example:**

```
Enable VLAN 10 interface suppression
Switch(config-if)# ipv6 ospfv3 suppress
```

- Ignore MTU check

**Command:**

1. **ipv6 ospfv3 mtu-ignore**
2. **no ipv6 ospfv3 mtu-ignore**

**Mode:** VLAN interface configuration mode

**Parameter:** none

**Description:** Enable/disable ignoring MTU check

**Example:**

```
ignoring MTU check on VLAN 10 interface  
Switch(config-if)# ipv6 ospfv3 mtu-ignore
```

---

- Configure/cancel the LSA retransmission interval

**Command:**

1. **ipv6 ospfv3 retransmit-interval [<1-65535>]**
2. **no ipv6 ospfv3 retransmit-interval [<1-65535>]**

**Mode:** VLAN interface configuration mode

**Parameter:**

Parameter	Description
<1-65535>	Set the LSA retransmission interval (in seconds ) , the default is 5

**Description:** Configure/cancel the LSA retransmission interval.

**Example:**

```
Set the LSA retransmission interval for VLAN 10 interface to 10 seconds  
Switch(config-if)# ipv6 ospfv3 retransmit-interval 10
```

---

- Configure/cancel the LSA transmission delay time

**Command:**

1. **ipv6 ospfv3 transmit-delay [<1-800>]**
2. **no ipv6 ospfv3 transmit-delay [<1-800>]**

**Mode:** VLAN interface configuration mode

**Parameter:**

Parameter	Description
<1-800>	Set the LSA transmission delay time (in seconds ) , the default is 1

**Description:** Configure/cancel the LSA transmission delay time

**Example:**

```
Set the LSA transmission delay of VLAN 10 interface to 10 seconds  
Switch(config-if)# ipv6 ospfv3 transmit-delay 10
```

---

- Configure/cancel the Hello time interval

**Command:**

1. **ipv6 ospfv3 hello-interval** [<1-65535>]
2. **no ipv6 ospfv3 hello-interval** [<1-65535>]

**Mode:** VLAN interface configuration mode

**Parameter:**

Parameter	Description
<1-65535>	Set the interval (in seconds ) for the interface to send Hello messages . The default value is 10.

**Description:** Configure/cancel the Hello time interval.

**Example:**

```
Set the Hello interval of VLAN10 interface to 10 seconds  
Switch(config-if)# ipv6 ospfv3 hello-interval 10
```

---

- Configure/cancel neighbor dead time

**Command:**

1. **ipv6 ospfv3 dead-interval** [<1-65535>]
2. **no ipv6 ospfv3 dead-interval** [<1-65535>]

**Mode:** VLAN interface configuration mode

**Parameter:**

Parameter	Description
<1-65535 >	Set the expiration time of adjacent neighbors (in seconds ) , the default is 40.

**Description:** Configure/cancel neighbor dead time

**Example:**

```
Set the neighbor dead time of VLAN 10 interface to 10 seconds  
Switch(config-if)# ipv6 ospfv3 dead-interval 10
```

---

- Configure/cancel cost value

**Command:**

1. **ipv6 ospfv3 cost** [<1-65535>]
2. **no ipv6 ospfv3 cost** [<1-65535>]

**Mode:** VLAN interface configuration mode

**Parameter:**

Parameter	Description
<1-65535 >	Set the interface cost value, the default is 10

**Description:** Configure/cancel the cost value of an interface

**Example:**

```
Set the cost value of VLAN 10 interface to 100
Switch(config-if)# ipv6 ospfv3 cost 100
```

---

- Configure/Cancel Priority

**Command:**

1. **ipv6 ospfv3 priority** [<0-255>]
2. **no ipv6 ospfv3 priority** [<0-255>]

**Mode:** VLAN interface configuration mode

**Parameter:**

Parameter	Description
<0-255 >	Set the priority of the interface when selecting DR, the default is 1

**Description:** Configure/cancel interface priority

**Example:**

```
Set the priority of VLAN 10 interface to 0
Switch(config-if)# ipv6 ospfv3 priority 0
```

---

## View OSPFv3 related information

- View the OSPFv3 routing table

**Command:** **show ipv6 ospfv3 route**

**Mode:** Privileged EXEC mode

**Parameter:** none

**Description:** View OSPFv3 routing table

**Example:**

```
Switch# show ipv6 ospfv3 route
```

---

- Check OSPFv3 neighbor information

**Command:** `show ipv6 ospfv3 neighbor {ABCD/detail/ drchoice}`

**Mode:** Privileged EXEC mode

**Parameter:**

Parameter	Description
<i>ABCD</i>	View the details of a specific neighbor by selecting the neighbor ID
<i>detail</i>	View all neighborhood details
<i>drchoice</i>	Check the DR and BDR election status

**Description:** Check OSPFv3 neighbor information

**Example:**

```
View the information of neighbor 2.2.2.2  
Switch# show ipv6 ospfv3 neighbor 2.2.2.2
```

---

- Check OSPFv3 interface information

**Command:** `show ipv6 ospfv3 interface {vlan <1-4094>}`

**Mode:** Privileged EXEC mode

**Parameter:**

Parameter	Description
<i>vlan &lt;1-4094&gt;</i>	Select to view the corresponding VLAN interface information

**Description:** Check OSPFv3 interface information

**Example:**

```
Check the OSPFv3 information of VLAN 10 interface on the device.  
Switch# show ipv6 ospfv3 interface vlan 10
```

---

- Check the OSPFv3 database

**Command:** `show ipv6 ospfv3 database { adv-router / as-external / detail / dump / group-membership / inter-prefix / inter-router / internal / intra-prefix / linkstate-id / link / network / router / type-7 } { self-originate}`

**Mode:** Privileged EXEC mode

**Parameter:**

Parameter	Description
<i>{ adv-router/as-external/detail/dump/group-membership/inter-prefix/inter-router/internal/intra-prefix/linkstate-id/link/network/router/type-7}</i>	View the corresponding database information by selecting the corresponding Type LSA
<i>{ self-originate }</i>	Select to view the data information generated by the switch itself

**Description:** Check the OSPFv3 database

**Example:**

```
View the OSPFv3 link status database
Switch# show ipv6 ospfv3 database
```

---

## BGP

### Global BGP Configuration

- o Enable/disable global BGP

**Command:**

1. **router bgp** [*<1-4294967295>*]
2. **no router bgp**

**Mode:** Global Configuration Mode

**Parameter:**

Parameter	Description
<i>&lt;1-4294967295&gt;</i>	Set the AS number of BGP

**Description:** Enable/disable the global BGP function , and set the AS number when enabled.

**Example:**

```
//Enable the global BGP function and set the AS number to 65535
Switch(config)# router bgp 65535
```

- 
- o Configuring Router ID

**Command:**

1. **router-id** ABCD
2. **no router-id**

**Mode:** Global BGP Configuration Mode

**Parameter:**

Parameter	Description
ABCD	Set the router ID of the switch in IPv4 address format

**Description:** Configuring Router ID.

**Example:**

```
//Set the router ID to 1.1.1.1
Switch(config)# router bgp 65535
Switch(config-bgp-router)# router-id 1.1.1.1
```

- 
- Configuring Local Preference

**Command:**

1. **local-preference** <0-65535>
2. **no local-preference**

**Mode:** Global BGP Configuration Mode

**Parameter:**

Parameter	Description
<0-65535>	Set the local preference of BGP

**Description:** Set the local preference of BGP.

**Example:**

```
Switch(config-bgp-router)# local-preference 100
```

- 
- Best routing path comparison

**Command:**

1. **bestpath compare-routerid**
2. **no bestpath compare-routerid**

**Mode:** Global BGP Configuration Mode

**Parameter:** none

**Description:** best routing path comparison.

**Example:**

```
Switch(config-bgp-router)# bestpath compare-routerid
```

- 
- Route flapping timer

**Command:**

1. **bgp-dampening** [ <1-45>][<1-20000>][<1-20000>][<1-255>]
2. **no bgp-dampening**

**Mode:** Global BGP Configuration Mode

**Parameter:**

Parameter	Description
<1-45>	Set the half-life of route flapping penalty
<1-20000>	the threshold for lifting the suppression of route flapping penalties
<1-20000>	the entry suppression threshold for route flapping penalties
<1-255>	Set the maximum suppression time for route flapping penalties

**Description:** Route flapping timer.

**Example:**

```
// Set the route flapping timer half-life to 60 , the suppression release threshold // to 750 , the entry  
threshold to 2000 , and the suppression time to 60  
Switch(config-bgp-router)# bgp-dampening 15 750 200 60
```

- 
- Ignore AS path attribute

**Command:**

1. **bestpath as-path ignore**
2. **no bestpath as-path ignore**

**Mode:** Global BGP Configuration Mode

**Parameter:** none

**Description:** Ignore AS path attribute.

**Example:**

```
Switch(config-bgp-router)# bestpath as-path ignore
```

- 
- Check the first AS number

**Command:**

1. **check-first-as**
2. **No check-first-as**

**Mode:** Global BGP Configuration Mode

**Parameter:** none

**Description:** Check the first AS number.

**Example:**

```
Switch(config-bgp-router)# check-first-as
```

---

## BGP Peer Setting

- Configuring BGP Peers

**Command:**

1. **peer** [<ABCD>|<X:X::X:X>] **remote-as** <1-4294967295>
2. **no peer** [<ABCD>|<X:X::X:X>]

**Mode:** Global BGP Configuration Mode

**Parameter:**

Parameter	Description
<ABCD>	Peer IP address
< X:X::X:X>	Peer IPv6 address
<1-4294967295>	Set the AS number of the BGP peer

**Description:** Configuring BGP Peers.

**Example:**

```
Switch(config-bgp-router)# peer 192.168.1.1 remote-as 65535
```

---

- Configuring the peer source interface

**Command:**

1. **peer** (ABCD|X:X::X:X) **connect** [loopback number] vlanif number]
2. **no peer** [<ABCD>|<X:X::X:X>] **connect**

**Mode:** Global BGP Configuration Mode

**Parameter:**

Parameter	Description
<ABCD>	Peer IP address
< X:X::X:X>	Peer IPv6 address
<b>loopback number</b>	Set the peer source loopback port
<b>vlanif number</b>	Set the peer source VLAN interface

**Description:** Configuring the peer source interface.

**Example:**

```
// Set the peer source interface to VLAN 2
Switch(config-bgp-router)# peer 192.168.1.1 connect interface vlanif 2
```

- Configuring a peer description

**Command:**

1. **peer** [<ABCD>|<X:X::X:X>] **description** < WORD>
2. **no peer** [<ABCD>|<X:X::X:X>] **description**

**Mode:** Global BGP Configuration Mode

**Parameter:**

Parameter	Description
<ABCD>	Peer IP address
< X:X::X:X>	Peer IPv6 address
WORD	Set the description of this peer

**Description:** Configuring a peer description.

**Example:**

```
// The description of configuring peer 192.168.1.1 is dut2
Switch(config-bgp-router)# peer 192.168.1.1 descriptor dut2
```

- Configure TTL related parameters

**Command:**

1. **peer** (ABCD|X:X::X:X) **ebgp-multihop** <1-255>  
**no peer** (ABCD|X:X::X:X) **ebgp-multihop**
2. **peer** (ABCD|X:X::X:X) **ttl-hops-security** <1-254>  
**no peer** (ABCD|X:X::X:X) **ttl-hops-security**

**Mode:** Global BGP Configuration Mode

**Parameter:**

Parameter	Description
<ABCD>	Peer IP address
< X:X::X:X>	Peer IPv6 address
<b>ebgp-multihop</b>	Set the maximum number of hops for peer EBGp connections
<b>ttl-hops-security</b>	Set the peer GTSM hop count
<1-255 >	Maximum hop count range of peer EBGp connections
<1-254>	Peer GTSM hop count range

**Description:** Configure peer TTL related parameters . You can only choose one of the two options: EBGP maximum hop count and GTSM hop count.

**Example:**

```
// Configure the peer TTL parameter to ebgp-multihop 255
Switch(config-bgp-router)# peer 192.168.1.1 ebgp-multihop 255
```

- o Suppress peer

**Command:**

1. **peer** [<ABCD>|<X:X::X:X>] **suppress**
2. **no peer** [<ABCD>|<X:X::X:X>] **suppress**

**Mode:** Global BGP Configuration Mode

**Parameter:**

Parameter	Description
<ABCD>	Peer IP address
< X:X::X:X>	Peer IPv6 address
<b>suppress</b>	open messages to this peer

**Description:** Suppress peer

**Example:**

```
// Suppress peer 192.168.1.1
Switch(config-bgp-router)# peer 192.168.1.1 suppress
```

- o Interrupt peer

**Command:**

1. **peer** [<ABCD>|<X:X::X:X>] **shutdown**
2. **no peer** [<ABCD>|<X:X::X:X>] **shutdown**

**Mode:** Global BGP Configuration Mode

**Parameter:**

Parameter	Description
<ABCD>	Peer IP address
< X:X::X:X>	Peer IPv6 address
<b>shutdown</b>	Close this peer

**Description:** Interrupt peer

**Example:**

```
// Interrupt peer 192.168.1.1
Switch(config-bgp-router)# peer 192.168.1.1 shutdown
```

---

- Configuration Update Message Timer

**Command:**

1. **peer** (ABCD|X:X::X:X) **advertisement-interval** <1-600>
2. **no peer** (ABCD|X:X::X:X) **advertisement-interval**

**Mode:** Global BGP Configuration Mode

**Parameter:**

Parameter	Description
<ABCD>	Peer IP address
< X:X::X:X >	Peer IPv6 address
<1-600>	Set the time to update the message

**Description:** Configuration Update Message Timer.

**Example:**

```
//Configure the update message timer to 600s
Switch(config-bgp-router)# peer 192.168.1.1 advertisement-interval 600
```

---

- Configuring MD5 Authentication

**Command:**

1. **peer** [<ABCD>|<X:X::X:X>] **password** [WORD]
2. **no peer** [<ABCD>|<X:X::X:X>] **password**

**Mode:** Global BGP Configuration Mode

**Parameter:**

Parameter	Description
<ABCD>	Peer IP address
< X:X::X:X >	Peer IPv6 address
WORD	Set the peer's MD5 authentication key

**Description:** Configuring MD5 Authentication.

**Example:**

```
//Set the BGP peer 192.168.1.1 authentication key to 123456
Switch(config-bgp-router)# peer 192.168.1.1 password 123456
```

- 
- Configuring Timers

**Command:**

1. **peer** [<ABCD>|<X:X::X:X>] **timer** [ <1-21845>][ <3-65535>][ <1-65535>]
2. **no peer** [<ABCD>|<X:X::X:X>] **timer**

**Mode:** Global BGP Configuration Mode

**Parameter:**

Parameter	Description
<ABCD>	Peer IP address
< X:X::X:X>	Peer IPv6 address
<1-21845>	Time to live timer
<3-65535>	Hold time timer
<1-65535>	Connection retransmission timer

**Description:** Configuring Timers

**Example:**

```
// Set the keepalive timer of peer 192.168.1.1 to 60s, the hold timer to 180s, and the reconnection timer to 120s
Switch(config-bgp-router)# peer 192.168.1.1 timer 60 180 120
```

- 
- Reset BGP peer

**Command: reset bgp neighbor** (ABCD|X:X::X:X)

**Mode:** Global Configuration Mode

**Parameter:**

Parameter	Description
<ABCD>	Peer IP address
< X:X::X:X>	Peer IPv6 address

**Description:** Reset BGP peer

**Example:**

```
Switch(config)# reset bgp neighbor 192.168.1.1
```

- 
- BGP peer soft reset

**Command: refresh bgp neighbor** [ <ABCD>|<X:X::X:X> ] [ **export|import**]

**Mode:** Global Configuration Mode

**Parameter:**

Parameter	Description
<ABCD>	Peer IP address
< X:X::X:X>	Peer IPv6 address
<b>export import</b>	BGP route refresh soft reset: send & receive

**Description:** BGP peer soft reset

**Example:**

```
Switch(config)# refresh bgp neighbor 192.168.1.1
```

---

## Address Family Settings

- o Enter address family settings

**Command:** **address-family** [ ipv4 | ipv6 ] { **unicast** }

**Mode:** Global BGP Configuration Mode

**Parameter:**

Parameter	Description
<b>ipv4</b>	Enter IPv4 address family mode
<b>ipv6</b>	Enter IPv6 address family mode
<b>unicast</b>	Unicast address family settings

**Description:** Enter address family command mode.

**Example:**

```
// Enter IPv4 unicast address family settings  
Switch(config-bgp-router)# address-family ipv4 unicast
```

---

- o IPv4 route aggregation

**Command:**

1. **aggregate-address** [ ABCD/M] [summary-only] [as-set]
2. **no aggregate-address** [ ABCD/M] [summary-only] [as-set]

**Mode:** IPv4 address family configuration

**Parameter:**

Parameter	Description
<b>ABCD/M</b>	IP v4 address and mask of the aggregate network segment
<b>summary-only</b>	Filter unique routes from update routes

as-set

Generate AS setting path information

**Description:** IPv4 route aggregation.

**Example:**

```
// Configuring Route Aggregation
Switch (config-bgp-router)# address-family ipv4 unicast
Switch (config-bgp-router-af)# aggregate-address 192.168.1.1/24 summary-only as-set
```

- o Import IPv4 routes

**Command:**

1. **import-route ipv4** [ connected| ospf| rip|static]
2. **no import-route ipv4** [ connected| ospf| rip|static]

**Mode:** IPv4 address family configuration

**Parameter:**

Parameter	Description
<b>connected</b>	Introducing direct routes into BGP
<b>static</b>	Introducing static routes into BGP
<b>rip</b>	Importing RIP routes into BGP
<b>ospf</b>	Importing OSPF routes into BGP

**Description:** Import IPv4 routes

**Example:**

```
// Importing OSPF Routes in BGP
Switch (config-bgp-router-af)# import-route ipv4 ospf
```

- o Introducing IPv4 Routing in Network Mode

**Command:**

1. **network** [ABCD/M]
2. **no network** [ABCD/M]

**Mode:** IPv4 address family configuration

**Parameter:**

Parameter	Description
<b>ABCD/M</b>	The IP address and mask of the route imported in Network mode

**Description:** Introduce routes in Network mode

### Example:

```
// Introduce the 192.168.1.0/24 network segment route in Network mode
Switch (config-bgp-router-af)# network 192.168.1.0/24
```

---

- o IPv6 route aggregation

### Command:

1. **aggregate-address** X:X::X:X/M [summary-only]
2. **no aggregate-address** X:X::X:X/M [summary-only]

**Mode:** IPv6 Address Family Configuration

### Parameter:

Parameter	Description
X:X::X:X/M	IP v6 address and mask of the aggregate network segment
<b>summary-only</b>	Filter unique routes from update routes

**Description:** IPv6 route aggregation

### Example:

```
// Configuring Route Aggregation
Switch (config-bgp-router)# address-family ipv6 unicast
Switch (config-bgp-router-af)# aggregate-address 2001::1/64 summary-only
```

---

- o Import IPv6 routes

### Command:

1. **import-route ipv6** [ connected| ospfv3| ripng |static]
2. **no import-route ipv6** [ connected| ospfv3 | ripng |static]

**Mode:** IPv6 Address Family Configuration

### Parameter:

Parameter	Description
<b>connected</b>	Introducing direct routes into BGP
<b>static</b>	Introducing static routes into BGP
<b>ripng</b>	Introducing rip ng routes into BGP
<b>OSPFv3</b>	Importing OSPFv3 routes into BGP

**Description:** Import IPv6 routes

### Example:

```
// Importing OSPF Routes in BGP
Switch (config-bgp-router-af)# import-route ipv6 ospf
```

---

- Introducing IPv6 Routing in Network Mode

**Command:**

1. **network** [X:X::X:X/M]
2. **no network** [X:X::X:X/M]

**Mode:** IPv6 Address Family Configuration

**Parameter:**

Parameter	Description
X:X::X:X/M	IPv6 address and mask of the route imported in Network mode

**Description:** Introduce routes in Network mode

**Example:**

```
// Introduce the 2001::1/64 network segment route in Network mode
Switch (config-bgp-router-af)# network 2001::1/64
```

---

- Enable peer

**Command:**

1. **peer** (ABCD|X:X::X:X) **enable**
2. **no peer** (ABCD|X:X::X:X) **enable**

**Mode:** Address family configuration

**Parameter:**

Parameter	Description
ABCD	Peer IPv4 address
X:X::X:X	Peer IPv6 address

**Description:** Enable peer

**Example:**

```
// Enable IPv4 peer 192.168.1.1
Switch (config-bgp-router-af)# peer 192.168.1.1 enable
```

---

- Advertise all paths

**Command:**

1. **peer** (ABCD|X:X::X:X) **addpath-tx-all-paths**
2. **no peer** (ABCD|X:X::X:X) **addpath-tx-all-paths**

**Mode:** Address family configuration**Parameter:**

Parameter	Description
<b>ABCD</b>	Peer IPv4 address
<b>X:X::X:X</b>	Peer IPv6 address

**Description:** Advertise all paths**Example:**

```
// IPv4 peer 192.168.1.1 advertises all paths
Switch (config-bgp-router-af)# peer 192.168.1.1 addpath-tx-all-paths
```

- 
- o Advertise the best path for each AS

**Command:**

1. **peer** (ABCD|X:X::X:X) **addpath-tx-bestpath-per-as**
2. **no peer** (ABCD|X:X::X:X) **addpath-tx-bestpath-per-as**

**Mode:** Address family configuration**Parameter:**

Parameter	Description
<b>ABCD</b>	Peer IPv4 address
<b>ABCD/M</b>	Peer IPv6 address

**Description:** Advertise the best path for each AS**Example:**

```
// IPv4 peer 192.168.1.1 advertises the best path for each AS
Switch (config-bgp-router-af)# peer 192.168.1.1 addpath-tx-bestpath-per-as
```

- 
- o Configure to receive the same AS path as itself

**Command:**

1. **peer** (ABCD|X:X::X:X) **allowas-in (<1-10>|origin)**
2. **no peer** (ABCD|X:X::X:X) **allowas-in**

**Mode:** Address family configuration

**Parameter:**

Parameter	Description
<b>ABCD</b>	Peer IPv4 address
<b>X:X::X:X</b>	Peer IPv6 address
<b>&lt;1-10&gt;</b>	The number of occurrences of the local AS number allowed to be received
<b>origin</b>	Allow receiving routes generated by local AS numbers

**Description:** Configure to receive the same AS path as itself.

**Example:**

```
// IPv4 peer 192.168.1.1 receives the route generated by the local AS number  
Switch (config-bgp-router-af)# peer 192.168.1.1 allowas-in origin
```

- o Advertise the default route

**Command:**

1. **peer** (ABCD|X:X::X:X) **default-originate**
2. **no peer** (ABCD|X:X::X:X) **default-originate**

**Mode:** Address family configuration

**Parameter:**

Parameter	Description
<b>ABCD</b>	Peer IPv4 address
<b>X:X::X:X</b>	Peer IPv6 address

**Description:** Advertise the default route

**Example:**

```
// IPv4 peer 192.168.1.1 advertises default route  
Switch (config-bgp-router-af)# peer 192.168.1.1 default-originate
```

- o Configuring the Maximum Number of Prefixes

**Command:**

1. **peer** (ABCD|X:X::X:X) **maximum-prefix** <1-12288>
2. **no peer** (ABCD|X:X::X:X) **maximum-prefix**

**Mode:** Address family configuration

**Parameter:**

Parameter	Description
<b>ABCD</b>	Peer IPv4 address

<b>X:X::X:X</b>	Peer IPv6 address
<b>&lt;1-12288&gt;</b>	Maximum number of prefixes

**Description:** Configuring the Maximum Number of Prefixes.

**Example:**

```
// IPv4 peer 192.168.1.1 is 128
Switch (config-bgp-router-af)# peer 192.168.1.1 maximum-prefix 128
```

- o The next hop is set to its own address

**Command:**

1. **peer** (ABCD|X:X::X:X) **next-hop-self**
2. **no peer** (ABCD|X:X::X:X) **next-hop-self**

**Mode:** Address family configuration

**Parameter:**

Parameter	Description
<b>ABCD</b>	Peer IPv4 address
<b>X:X::X:X</b>	Peer IPv6 address

**Description:** The next hop is set to its own address

**Example:**

```
// IPv4 peer 192.168.1.1 is set to its own address
Switch (config-bgp-router-af)# peer 192.168.1.1 next-hop-self
```

- o Delete /replace private AS number

**Command:**

1. **peer** (ABCD|X:X::X:X) **remove-private-as** [replace-as]
2. **no peer** (ABCD|X:X::X:X) **remove-private-as**

**Mode:** Address family configuration

**Parameter:**

Parameter	Description
<b>ABCD</b>	Peer IPv4 address
<b>X:X::X:X</b>	Peer IPv6 address
<b>replace-as</b>	Optional deletion and replacement of private AS numbers

**Description:** Delete /replace private AS number

**Example:**

```
// IPv4 peer 192.168.1.1 removes private AS number
Switch (config-bgp-router-af)# peer 192.168.1.1 remove-private-as
```

---

- o Receiving route refresh

**Command:**

1. **peer** (ABCD|X:X::X:X) **soft-reconfiguration inbound**
2. **no peer** (ABCD|X:X::X:X) **soft-reconfiguration inbound**

**Mode:** Address family configuration**Parameter:**

Parameter	Description
<b>ABCD</b>	Peer IPv4 address
<b>X:X::X:X</b>	Peer IPv6 address

**Description:** Configure route refresh in the receiving direction.**Example:**

```
// route refresh for the receiving direction of peer 192.168.1.1
Switch (config-bgp-router-af)# peer 192.168.1.1 soft-reconfiguration inbound
```

---

- o Route filtering

**Command:**

1. **peer** (ABCD|X:X::X:X) [**access-list**| **prefix-list**][ **WORD**] [ **in**|**out**]
2. **no peer** (ABCD|X:X::X:X) [**access-list**| **prefix-list**] [ **WORD**] [ **in**|**out**]

**Mode:** Address family configuration**Parameter:**

Parameter	Description
<b>&lt;ABCD&gt;</b>	Peer IP address
<b>X:X::X:X</b>	Peer IPv6 address
<b>access-list</b>	Access List Filtering
<b>prefix-list</b>	Prefix list filtering
<b>WORD</b>	Name of the access list/prefix list
<b>in</b>	Filter inbound routes
<b>out</b>	Filter outbound routes

**Description:** Configuring route filtering

### Example:

```
// Set the access list qq for the first 192.168.1.1 to filter the inbound and outbound directions
Switch (config-bgp-router-af)# peer 192.168.1.1 access-list qq in
Switch (config-bgp-router-af)# peer 192.168.1.1 access-list qq out
```

---

### View BGP related information

- View the BGP routing table

**Command:** show bgp [ip|ipv6] route

**Mode:** Privileged EXEC mode

**Parameter:**

Parameter	Description
IP	IP Information
IPv6	IPv6 Information

**Description:** View the BGP routing table

### Example:

```
Switch# show bgp ip route
```

---

- Check BGP neighbor information

**Command:** show bgp [ip|ipv6] neighbors

**Mode:** Privileged EXEC mode

**Parameter:**

Parameter	Description
IP	IP Information
IPv6	IPv6 Information

**Description:** Check BGP neighbor information

### Example:

```
// View Neighbor Information
Switch# show bgp ip neighbors
```

---

- View BGP route filtering information

**Command:** `show bgp [ip|ipv6] [access-list| prefix-list]`

**Mode:** Privileged EXEC mode

**Parameter:**

Parameter	Description
IP	IP Information
IPv6	IPv6 Information

**Description:** view BGP route filtering information.

**Example:**

```
// View the BGP route filtering information of the device
Switch# show bgp ip access-list
```

- 
- o Check BGP route flapping

**Command:** `show bgp dampening [dampened-paths| flap-statistics| parameters]`

**Mode:** Privileged EXEC mode

**Parameter:**

Parameter	Description
parameters	Check the detailed configuration information of BGP route flapping
dampened-paths	View BGP route flapping statistics
flap-statistics	Check the path suppression information of BGP route flapping

**Description:** Check BGP route flapping information

**Example:**

```
// Check the detailed configuration information of BGP route flapping
Switch# show bgp dampening parameters
```

- 
- o View BGP Nexthop table

**Command:** `showbgp nexthop detail`

**Mode:** Privileged EXEC mode

**Parameter:** none

**Description:** View BGP Nexthop table

**Example:**

```
// View BGP Nexthop table
Switch# show bgp nexthop detail
```

- View the BGP database

**Command:**

1. **show bgp neighbors** (ABCD|X:X::X:X) (detail|received-routes|advertised-routes|routes|prefix-counts|dampened-routes|flap-statistics)
2. **show bgp prefix** [ABCD/M] X:X::X:X/M] [bestpath]

**Mode:** Privileged EXEC mode

**Parameter:**

Parameter	Description
ABCD	Peer IP address
X:X::X:X	Peer IPv6 address
detail received-routes advertised-routes routes prefix-counts dampened-routes flap-statistics	Select to view the data information generated by the switch itself
ABCD /M	IP v 4 addresses and prefix lengths
X:X::X:X /M	IPv6 Address and Prefix Length
BestPath	Only show the best paths in the database

**Description:** View the BGP database

**Example:**

```
// Check the neighbor status of BGP 192.168.1.1
Switch# show bgp neighbors 192.168.1.1 detail

// View the optimal path of the BGP neighbor status of 172.168.10.155/23
Switch# show bgp prefix 172.168.10.155/23 bestpath
```

---

## Routing Policy

**Note:**

Supported only on GWN78xx layer 3 switches.

## IPv4 Access List

- Create/delete permit rules

**Command:**

1. **ip access-list** WORD **permit** ABCD/M
2. **no ip access-list** WORD
3. **noip access-list** WORD **permit** ABCD/M

**Mode:** Global Configuration Mode

**Parameter:**

Parameter	Description
<b>WORD</b>	Rule name, 1-64 characters, supports letters and special characters, cannot contain "\?/;:_
<b>ABCD/M</b>	IP address and mask

**Description:** Create/delete permit rules

**Example:**

```
// Create an IPv4 Access List routing policy named "test" to allow receiving/advertising routes with a
destination network segment of 10.1.1.0/24:
Switch(config) # ip access-list test permit 10.1.1.0/24

// Delete the IPv4 Access List rule "test":
Switch(config) # no ip access-list test
Switch(config) # no ip access-list test permit 10.1.1.0/24
```

- 
- o View Rules

**Command:** show ip access-list

**Mode:** Privileged EXEC mode

**Parameter:** none

**Description:** view all IPv4 Access-list rules

**Example:**

```
// View all currently configured IPv4 Access-list rules
Switch# show ip access-list

ip access-list aaa permit 7.8.1.3/32

ip access-list test permit 10.1.1.0/24
```

## IPv6 Access List

- o Create/delete permit rules

**Command:**

1. **ipv6 access-list** WORD **permit** X:X::X:X/M
2. **no ipv6 access-list** WORD
3. **no ipv6 access-list** WORD **permit** X:X::X:X/M

**Mode:** Global Configuration Mode

**Parameter:**

Parameter	Description
-----------	-------------

<b>WORD</b>	Rule name, 1-64 characters, supports letters and special characters, cannot contain "\?/;;
<b>X:X::X:X/M</b>	IPv6 address and mask

**Description:** Create/delete permit rules

**Example:**

```
// Create an IPv6 Access List routing policy named "test" to allow receiving/advertising routes with a
destination network segment of 2055::/64:
Switch(config) # ip v6 access-list test permit 2055::/64

// Delete the IPv6 Access List rule "test":
Switch(config) # no ip v6 access-list test
Switch(config) # no ip v6 access-list test permit 2055::/64
```

- o View Rules

**Command: show ipv6 access-list**

**Mode:** Privileged EXEC mode

**Parameter:** none

**Description:** View all IPv6 Access-list rules

**Example:**

```
// View all currently configured IP v6 Access-list rules
Switch# show ipv6 access-list

ipv6 access-list test permit 2055::/64
```

## IPv4 Prefix List

- o Create/delete permit rules

**Command:**

1. **ip prefix-list** WORD **seq** <1-4294967295> **permit** ABCD/M
2. **no ip prefix-list** WORD [**seq** <1-4294967295>]

**Mode:** Global Configuration Mode

**Parameter:**

Parameter	Description
<b>WORD</b>	Rule name, 1-64 characters, supports letters and special characters, cannot contain "\?/;;
<b>&lt;1-4294967295&gt;</b>	Rule ID
<b>ABCD/M</b>	IP address and mask

**Description:** Create/delete permit rules

**Example:**

```
// Create an IPv4 Prefix List routing policy named "test" to allow receiving/advertising routes with
destination network segments 10.1.1.0/24 and 20.1.1.0/24:
Switch(config) # ip prefix-list test seq 1 permit 10.1.1.0/24
Switch(config) # ip prefix-list test seq 2 permit 20.1.1.0/24

// Delete the entire IPv4 Prefix List routing policy "test":
Switch(config) # no ip prefix -list test

// Delete a sub-rule seq 1 in the IPv4 Prefix List routing policy "test":
Switch(config) # no ip prefix -list test seq 1
```

- View Rules

**Command:** show ip prefix -list

**Mode:** Privileged EXEC mode

**Parameter:** none

**Description:** View all IPv4 prefix-list rules

**Example:**

```
// View all currently configured ip v4 prfix -list rules
Switch# show ip prfix -list

ip prefix-list test seq 1 permit 204.1.1.0/29
ip prefix-list test seq 2 permit 204.1.1.0/30

ip prefix-list caseA seq 1 permit 100.1.1.1/32
ip prefix-list caseB seq 1 permit 100.2.2.2/32
ip prefix-list caseC seq 1 permit 100.3.3.3/32
```

## IPv6 Prefix List

- Create/delete permit rules

**Command:**

1. **ipv6 prefix-list** WORD **seq** <1-4294967295> **permit** X:X::X:X/M
2. **no ipv6 prefix-list** WORD [**seq** <1-4294967295>]

**Mode:** Global Configuration Mode

**Parameter:**

Parameter	Description
<b>WORD</b>	Rule name, 1-64 characters, supports letters and special characters, cannot contain "\?/;:_
<b>&lt;1-4294967295&gt;</b>	Rule ID
<b>X:X::X:X/M</b>	IPv6 address and mask

**Description:** Create/delete permit rules

**Example:**

```
// Create an IPv6 Prefix List routing policy named "test" to allow receiving/advertising routes with
destination network segments of 2001::/64 and 2002::/64:
Switch(config) # ipv6 prefix-list test seq 1 permit 2001::/64
Switch(config) # ipv6 prefix-list test seq 2 permit 2002::/64

// Delete the entire IPv6 Prefix List routing policy "test":
Switch(config) # no ip prefix -list test

// Delete a sub-rule seq 1 from the IPv6 Prefix List routing policy " test " :
Switch(config) # no ip prefix -list test seq 1
```

- 
- View Rules

**Command:** `show ipv6 prefix -list`

**Mode:** Privileged EXEC mode

**Parameter:** none

**Description:** View all IPv6 prefix-list rules

**Example:**

```
// View all currently configured ip v6 prefix -list rules
Switch# show ip v6 prefix -list

ipv6 prefix-list ddd seq 2 permit 2001::/64
ipv6 prefix-list a seq 1 permit 2001::/64
ipv6 prefix-list b seq 2 permit 2001::/65
```

---

## POE

**Note:**

This section only applies to GWN78xxP switches with PoE/PoE+/PoE++ support.

### Configure PoE global attributes

#### Configure PoE reserved power

**Command:**

1. `poe reserved_power (0-119)`
2. `do show poe`

**Mode:** global configuration mode

**Parameter:**

Parameter	Description
(0-119)	Value range of reserved power

**Description:**

1. **poe reserved\_power (0-119)** : configure PoE reserved power
2. **do show poe** : View PoE information

**Example:**

```
Switch> enable
Switch # configure
Switch(config)#poe reserved_power 100
Switch(config)# do show poe
```

---

## Configure PoE restart

**Command:**

1. **poe safe\_reboot**
2. **do show poe**

**Mode:** global configuration mode

**Parameter:** none

**Description:**

1. **poe safe\_reboot** : Reboot all PoE interfaces
2. **do show poe** : View PoE information

**Example:**

```
Switch> enable
Switch # configure
Switch(config)#poe safe_reboot
Switch(config)# do show poe
```

---

## Enable/disable port protection

**Command:**

1. **poe port\_protect**
2. **no poe port\_protect**

**Mode:** global configuration mode

**Parameter:** none

**Description:** occurs three times in a minute , the port will be disabled immediately to protect the port.

**Example:**

```
Switch> enable
Switch#configure
Switch(config)# poe port_protect
```

---

## Configure PoE interface properties

### Configure the power supply mode of an interface

#### Command:

1. **poe mode {enable | forcepower | disable }**
2. **do show poe port** *ethernet interface-id*

**Mode:** interface configuration mode

#### Parameter:

Parameter	Description
<b>enable</b>	Auto Power Mode
<b>forcepower</b>	forced power mode
<b>disable</b>	power off mode
<i>Ethernet interface-id</i>	Switch Ethernet port

#### Description:

1. **poe mode (enable | forcepower)** : This command is used to enable PoE on the interface.
2. **poe mode disable** : This command is used to disable PoE on the interface.
3. **do show poe port** *Ethernet interface-id* : View POE interface information

By default, the PoE function of an interface is enabled , and it is in automatic power supply mode.

#### Example:

```
Switch> enable
Switch # configure
Switch(config)#interface Ethernet 1/0/1
Switch(config-if)#poe mode enable
Switch(config-if)#poe mode disable

Switch(config)#do show poe port Ethernet 1/0/1-1/0/8
```

---

## Configure the PoE interface priority

#### Command:

1. **poe priority (critical|high|low)**
2. **do show poe port** *Ethernet interface-id*

**Mode:** interface configuration mode

#### Parameter:

Parameter	Description
<b>critical</b>	highest priority
<b>high _</b>	second highest priority

<b>low</b>	lowest priority
<i>Ethernet interface-id</i>	Switch Ethernet port

**Description:**

1. **poe priority (critical |high| low)** : configure the PoE interface priority
2. **do show poe port** *Ethernet interface-id* : View PoE interface information

**Example:**

```
Switch > enable
Switch # configure
Switch(config)#interface Ethernet 1/0/1
Switch(config-if)#poe priority critical
Switch(config)#do show poe port Ethernet 1 /0/1 - 1/0/8
```

## Configure the PoE interface power supply standard

**Command:**

1. **poe af\_at (af | at)**
2. **poe standard (af | at | bt)**
3. **do show poe port** *Ethernet interface-id*

**Mode:** interface configuration mode

**Parameter:**

Parameter	Description
<b>af</b>	The power supply standard is PoE
<b>at</b>	The power supply standard is PoE+
<b>bt</b>	The power supply standard is PoE++ (Type 3 )
<i>Ethernet interface-id</i>	Switch Ethernet port

**Description:**

1. **poe af\_at (af | at):** Configure PoE interface priority (*Supported only on GWN78xx(P) switches with PoE/PoE+ support*).
2. **poe standard (af|at|bt)** : configure PoE interface priority (*Supported only on GWN78xx(P) switches with PoE++ support*).
3. **do show poe port** *Ethernet interface-id* : View PoE interface information.

**Example:**

```
Switch > enable
Switch # configure
Switch(config)#interface Ethernet 1/0/1
Switch(config-if)#poe af_at af
Switch(config)#do show poe port Ethernet 1/0/1 - 1/0/8
```

## Configure the maximum power supply power of the PoE interface

**Command:**

1. **poe limit** (1-30)
2. **poe limit\_bt** (1-60)
3. **do show poe port** *Ethernet interface-id*

**Mode:** interface configuration mode

**Parameter:**

Parameter	Description
(1-30)	Range of maximum power supply power of PoE interface
<i>Ethernet interface-id</i>	ethernet port

**Description:**

1. **poe limit** (1-30) : Configure the maximum power supply power of the PoE interface
2. **poe limit\_bt** (1-60) : configure the maximum power of PoE interface 802.3bt power supply
3. **do show poe port** *Ethernet interface-id* : View PoE interface information

**Example:**

```
Switch > enable
Switch # configure
Switch(config)#interface Ethernet 1/0/1
Switch(config-if)#poe limitmode user
Switch(config-if)#poe limit 20
Switch(config)#do show poe port Ethernet 1/0/1 - 1/0/8
```

**Configure the PoE interface limit mode****Command:**

1. **poe limitmode** (class | user)
2. **do show poe port** *Ethernet interface-id*

**Mode:** interface configuration mode

**Parameter:**

Parameter	Description
<b>class</b>	Automatic configuration of power limits
<b>user</b>	Custom Power Limits
<i>Ethernet interface-id</i>	ethernet port

**Description:**

1. **poe limitmode** (class | user): configure the Poe interface limit mode
2. **do show poe port** *Ethernet interface-id* : View PoE interface information

**Example:**

```
Switch > enable
Switch # configure
Switch(config)#interface Ethernet 1/0/1
Switch(config-if)#poe limitmode user
Switch(config-if)#poe limit 20
Switch(config)#do show poe port Ethernet 1/0/1 - 1/0/8
```

---

## PoE Power Supply Disconnection Time Strategy

### Command Syntax:

```
poe schedule id {id} mode class
no schedule use poe
```

**Mode:** Interface Configuration Mode

### Parameters:

Parameter	Description
{id}	Time policy ID, an integer ranging from 1 to 32.

### Description:

- o poe schedule id {id} mode class: Set the power-off schedule on the specified port using the time policy.
- o no schedule use poe: Disable the power-off schedule on the port.

### Example:

```
# Apply time policy 1 to port 1.
Switch# config
Switch(config)# interface Ethernet 1/0/1
Switch(config-if)# poe schedule id 1 mode class

# Disable time policy on port 1.
Switch(config-if)# no schedule use poe
```

---

## Viewing PoE related information

### Command Syntax:

```
show poe
show poe chip {chip-id}
show poe Ethernet {interface-id}
```

**Mode:** Privileged EXEC mode

### Parameters:

Parameter	Description
{chip-id}	Chip ID.
{interface-id}	Ethernet Port interface ID.

### Description:

- `show poe` : View PoE global information.
- `show poe chip {chip-id}`: View PoE chip information. GWN7801P has 1 chip, GWN7802P has 1 chip, and GWN7803P has 3 chips.
- `show poe Ethernet {interface-id}`: View PoE information for a specific Ethernet port.

**Example:**

```
# Enable privileged mode and view PoE information.
Switch> enable

# View global PoE information.
Switch# show poe

# View information for PoE chip 1.
Switch# show poe chip 1

# View PoE information for Ethernet ports 1/0/1 to 1/0/8.
Switch# show poe Ethernet 1/0/1 - 1/0/8
```

## QoS

### Configure port QoS trust mode

**Command:**

1. `qos trust (802.1p| 802.1p-dscp| dscp| ip-precedence | none )`

**Mode:** interface configuration mode

**Parameter:**

Parameter	Description
<i>802.1p</i>	Trust 802.1p Priority
<i>802.1p – dscp</i>	Support 802.1p and DSCP priority at the same time, and trust DSCP priority first
<i>dscp</i>	trust DSCP priority
<i>ip- precedence</i>	Trust IP Priority
<i>none</i>	no trust mode

**Description:**

1. **qos trust:** This command is used to configure the QoS trust mode of a certain port.
2. By default, the global trust mode is CoS priority.

**Example:**

```
Switch > enable
Switch# configure
Switch(config)# interface Ethernet 1/0/1
Switch (config-if) # qos trust dscp
Switch(config-if)# do show qos interface Ethernet 1/0/1
```

## Configure port priority

**Command:** qos cos <0-7>

**Mode:** interface configuration mode

**Parameter:**

Parameter	Description
<0-7>	The allowed CoS value range is 0-7

**Description:**

1. **qos cos** : Used to configure the default priority of the port.
2. By default, the port priority is 0.

**Example:**

```
Switch > enable
Switch# configure
Switch(config)# interface Ethernet 1/0/1
Switch(config-if)# qos cos 3
Switch(config-if)# do show qos interface Ethernet 1/0/1
```

---

## Configure port remarking

**Command:**

1. **qos remark (cos| dscp| precedence)**
2. **no qos remark (cos| dscp| precedence)**

**Mode:** interface configuration mode

**Parameter:**

Parameter	Description
cos	Re-mark CoS priority
dscp	Remark DSCP Priority
precedence	Remark IP priority

**Description:**

1. **qos remark (cos| dscp| precedence)**: This command is used to configure the remark priority of the port.
2. **no qos remark (cos| dscp| precedence)**: This command is used to delete the port remark configuration.

By default, the remark function is disabled for all ports.

After remarking is enabled, the corresponding remarking mapping table needs to be configured synchronously.

**Note:** dscp and IP priority re-marking functions cannot be enabled at the same time.

**Example:**

```

Switch > enable
Switch# configure
Switch(config)# interface Ethernet 1/0/1
Switch (config-if) # qos trust dscp
Switch(config-if)# do show qos interface Ethernet 1/0/1

```

## Configure CoS – Queue Mapping Table

### Command:

1. **qos map cos-queue** <0-7> <0-7> <0-7> <0-7> <0-7> <0-7> <0-7> <0-7> **to** <0-7>
2. **show qos map cos-queue**

**Mode:** global configuration mode

### Parameter:

Parameter	Description
[<0-7> <0-7> <0-7> <0-7> <0-7> <0-7> <0-7> <0-7>]	Select one or more CoS values
<0-7>	Select a queue for the target CoS value, the queue index is 0~7

### Description:

1. **qos map cos-queue** <0-7> <0-7> <0-7> <0-7> <0-7> <0-7> <0-7> <0-7> **to** <0-7> : Configure queue values for each CoS value
2. **show qos map cos-queue** : View configuration

### Example:

```

Switch > enable
Switch# configure
Switch (config) # qos map cos-queue 0 to 1
Switch (config) # qos map cos-queue 2 3 4 to 7
Switch (config) # do show qos map cos-queue

```

## Configure DSCP – Queue Mapping Table

### Command:

1. **qos map dscp-queue** <0-63> <0-63> <0-63> <0-63> <0-63> <0-63> <0-63> <0-63> **to** <0-7>
2. **show qos map dscp-queue**

**Mode:** global configuration mode

### Parameter:

Parameter	Description
[<0-63> <0-63> ...<0-63>]	Select one or more dscp values, it is recommended to select up to 8 dscp values at the same time
<0-7>	Select a queue for the target dscp value, the queue index is 0~7

**Description:**

1. **qos map dscp-queue** <0-63> <0-63> <0-63> <0-63> <0-63> <0-63> <0-63> <0-63> **to** <0-7>: configure each Queue value for DSCP value
2. **show qos map dscp-queue**: View configuration

**Example:**

```
Switch > enable
Switch# configure
Switch (config) # qos map dscp -queue 50 to 7
Switch (config) # qos map dscp-queue 0 1 2 3 4 5 6 7 to 2
Switch (config) # do show qos map dscp-queue
```

**Configuration IP Priority – Queue Mapping Table****Command:**

1. **qos map precedence-queue** <0-7> <0-7> <0-7> <0-7> <0-7> <0-7> <0-7> <0-7> **to** <0-7>
2. **show qos map precedence-queue**

**Mode:** global configuration mode**Parameter:**

Parameter	Description
[<0-7> <0-7> <0-7> <0-7> <0-7> <0-7> <0-7> <0-7>]	Select one or more ip precedence values
<0-7>	Select a queue for the target ip precedence value, the queue index is 0~7

**Description:**

1. **qos map precedence-queue** <0-7> <0-7> <0-7> <0-7> <0-7> <0-7> <0-7> <0-7> **to** <0-7>: Configure the queue value for each ip precedence value
2. **show qos map precedence-queue**: View configuration

**Example:**

```
Switch > enable
Switch# configure
Switch (config) # qos
Switch (config) # qos map precedence-queue 5 to 7
Switch (config) # qos map precedence-queue 0 1 2 3 4 5 6 7 to 2
Switch# show qos map precedence-queue
```

**Configure Queue – CoS remark mapping table****Command:**

1. **qos map queue-cos** <0-7> <0-7> <0-7> <0-7> <0-7> <0-7> <0-7> <0-7> **to** <0-7>
2. **show qos map queue-cos**

**Mode:** global configuration mode

**Parameter:**

Parameter	Description
[<0-7> <0-7> <0-7> <0-7> <0-7> <0-7> <0-7> <0-7>]	Select one or more queue values, the queue index is 0~7
<0-7>	Choose a cos value for the target queue value

**Description:**

1. **qos map queue-cos** <0-7> <0-7> <0-7> <0-7> <0-7> <0-7> <0-7> <0-7> to <0-7> : Configure the remark cos value for each queue
2. **show qos map queue-cos:** view the configuration

**Example:**

```
Switch > enable
Switch# configure
Switch (config) # qos map queue-cos 1 to 4
Switch (config) # qos map queue-cos 2 3 4 5 6 7 to 5
Switch (config) # do show qos map queue-cos
```

## Configure queue – DSCP remark mapping table

**Command:**

1. **qos map queue-dscp** <0-7> <0-7> <0-7> <0-7> <0-7> <0-7> <0-7> <0-7> to <0-63>
2. **show qos map queue-dscp**

**Mode:** global configuration mode

**Parameter:**

Parameter	Description
[<0-7> <0-7> <0-7> <0-7> <0-7> <0-7> <0-7> <0-7>]	Select one or more queue values, the queue index is 0~7
<0-63>	Select a dscp value for the target queue value

**Description:**

1. **qos map queue-dscp** <0-7> <0-7> <0-7> <0-7> <0-7> <0-7> <0-7> <0-7> to <0-63> :Configure the remark dscp value for each queue
2. **show qos map queue-dscp:** view the configuration

**Example:**

```
Switch > enable
Switch# configure
Switch (config) # qos map queue-dscp 1 to 40
Switch (config) # qos map queue-dscp 2 3 4 5 6 7 to 55
Switch (config) # do show qos map queue-dscp
```

## Configure Queue – IP priority remark mapping table

### Command:

1. **qos map queue-precedence** <0-7> <0-7> <0-7> <0-7> <0-7> <0-7> <0-7> <0-7> to <0-7>
2. **show qos map queue-precedence**

**Mode:** global configuration mode

### Parameter:

Parameter	Description
[<0-7> <0-7> <0-7> <0-7> <0-7> <0-7> <0-7> <0-7>]	Select one or more queue values, the queue index is 0 ~ 7
<0-7>	Choose an ip precedence value for the target queue value

### Description:

1. **qos map queue-precedence** <0-7> <0-7> <0-7> <0-7> <0-7> <0-7> <0-7> <0-7> to <0-7> : *configure the remark ip precedence value for each queue*
2. **show qos map queue-precedence:** View configuration

### Example:

```
Switch > enable
Switch# configure
Switch (config) # qos map queue-precedence 1 to 4
Switch (config) # qos map queue-precedence 2 3 4 5 6 7 to 5
Switch (config) # do show qos map queue-precedence
```

## Configure Scheduling Algorithm

### Command:

1. **qos queue type sp**
2. **qos queue type (wfq |wrr) weight** <1-1 27> <1-1 27> <1-1 27> <1-1 27> <1-1 27> <1-1 27> <1-1 27> <1-1 27>
3. **qos queue type (sp-wfq |sp-wrr) weight** <0-127> <0-127> <0-127> <0-127> <0-127> <0-127> <0-127> <0-127>

**Mode:** interface configuration mode

### Parameter:

Parameter	Description
sp	Configure the queue to which the SP scheduling algorithm is applied, but the weight cannot be set
weight [weight1 ~ weight8]	Configure the weight of each queue; weight is an octet data, namely {weight1 ~ weight8}, where the value of a single queue weightN of wfq/wrr scheduling algorithm is an integer between 1-127, sp-wfq/sp- The weightN of a single queue in the wrr scheduling algorithm is an integer ranging from 0 to 127 . Enter the ratio of how often the scheduler forwards packets in each queue. Separate each value with a space. The ratio of queue number N is weightN / SumOf{ weight1 — weight8}

### Description:

1. **SP:** Strict Priority (strict priority), scheduling is strictly in accordance with the priority of the queue, and the weight cannot be set.

2. **WRR**: weighted round robin, queues are scheduled according to weighted round robin, and the weight of each queue is set by package.
3. **WFQ** : weighted fair queue, scheduled according to weighted fair queue, and the weight of each queue is set in bytes.
4. **SP-WRR**: Join the SP group first, schedule according to strict priority, and then schedule according to the weight of weighted round robin.
5. **SP-WFQ**: Join the SP group first, schedule according to the strict priority, and then schedule according to the weight of the weighted fair queue. By default, the scheduling algorithm applied to all queues is SP.

**Example:**

```
Switch > enable
Switch# configure
Switch(config)# interface Ethernet 1/0/1
Switch(config-if)# qos queue type sp-wfq weight 0 1 2 3 4 5 6 7
Switch(config-if)# do show qos queuing
```

## Configure queue shaping (egress queue rate limit CIR)

**Command:**

1. **rate-limit egress queue** < 0-7> <16-1000000>
2. **rate-limit egress queue** < 0-7 > <16-10000000 >
3. **rate-limit egress queue** < 0-7 > <16- 25000000>
4. **no rate-limit egress queue** <0-7>

**Mode:** interface configuration mode

**Parameter:**

Parameter	Description
<0-7>	port queue index
<16-1000000> <16-10000000> <16-25000000>	The average rate limit of the queue, the allowed input range is 16-1000000, the unit is Kbps, and it needs to be a multiple of 16. (If the input is not a multiple of 16, the program will automatically convert to the nearest multiple of 16 to the input value.) The value range of Gigabit electrical port/optical port is 16-1000000, the value range of 2.5G electrical port is 16-25000000, and the value range of 10G optical port is 16-10000000.

**Description:**

1. **rate-limit egress queue** <0-7> [ <16-1000000> |<16-10000000>|<16-25000000>]: Under the specified port, configure the rate limit of the egress queue.
2. **no rate-limit egress queue** <0-7>: Used to clear the rate limit configuration of the specified egress queue.
3. By default, the egress queue rate is not limited.

**Example:**

```
Switch > enable
Switch# configure
Switch(config)# interface Ethernet 1/0/1
Switch(config-if)# rate-limit egress queue 3 6400
Switch(config-if)# no rate-limit egress queue 3
```

---

## Configure queue shaping (egress queue speed limit CBS)

### Note:

#### Supported models:

GWN7806(P)/GWN7811(P)/GWN7812P/GWN7813(P)/GWN7830/GWN7831/GWN7832/GWN7816(P)/GWN7821P/GWN7822P

### Command:

1. **rate-limit egress queue** <0-7> *burst* <burst-53247>
2. **no rate-limit egress queue** <0-7> *burst*

**Mode:** interface configuration mode

### Parameter:

Parameter	Description
<0-7>	port queue index
<16-1000000>	The average rate limit of the queue, the allowed input range is 16-1000000, the unit is Kbps, and it needs to be a multiple of 16. (If the input is not a multiple of 16, the program will automatically convert to the nearest multiple of 16 to the input value.)
<burst-53247>	The committed burst traffic that can pass instantly , the value range is: GWN7806(P)/GWN7832/GWN7816(P): 1368-53247bytes , default 53247bytes GWN7811(P)/GWN7812P/GWN7813(P)/GWN7830/GWN7831/GWN7821P/GWN7822P: 678-53247bytes , default 53247bytes

### Description:

1. **rate-limit egress queue** <0-7> **burst** <678-53247> : Under the specified port, configure the committed burst flow CBS of the egress queue ( CIR must be set first ) .
2. **no rate-limit egress queue** <0-7> **burst** : Used to clear the committed burst CBS of the specified egress queue.
3. By default, the egress queue CIR/CBS is not limited.

### Example:

```
Switch > enable
Switch# configure
Switch(config)# interface Ethernet 1/0/1
Switch(config-if)# rate-limit egress queue 1 6400
Switch(config-if)# no rate-limit egress queue 1 burst 53247
```

---

## Configure port speed limit CIR

### Command:

1. **rate-limit (egress | ingress)** <16-1000000>
2. **rate-limit ( egress | ingress )** <16-10000000>
3. **rate-limit ( egress | ingress )** <16-25000000>
4. **no rate-limit (egress| ingress)**

**Mode:** interface configuration mode

**Parameter:**

Parameter	Description
<b>egress</b>	Export
<b>ingress</b>	Entrance
<16-1000000> <16-10000000> <16-25000000>	Average rate limit, the allowable input range is 16-1000000, the unit is Kbps, and it needs to be a multiple of 16 (if the input is not a multiple of 16, the program will automatically convert it to the closest multiple of 16 to the input value). The value range of Gigabit electrical port/optical port is 16-1000000, the value range of 2.5G electrical port is 16-25000000, and the value range of 10G optical port is 16-10000000.

**Description:**

1. **rate-limit egress [ <16-1000000> |<16-10000000>|<16-25000000>]** : Under the specified port, configure the egress rate limit.
2. **rate-limit ingress [ <16-1000000> |<16-10000000>|<16-25000000>]**: Under the specified port, configure the ingress rate limit.
3. **no rate-limit (egress | ingress)**: Used to clear egress/ingress rate-limit configuration.
4. By default, there is no restriction on the ingress and egress rates.

**Example:**

```
Switch > enable
Switch# configure
Switch(config)# interface Ethernet 1/0/1
Switch(config-if)# rate-limit egress 6400
Switch(config-if)# rate-limit ingress 10000
Switch(config-if)# no rate-limit egress
```

**Configure port speed limit CBS****Note:**

Supported models : GWN7806(P)/GWN7811(P)/GWN7812P/GWN7813(P)  
/GWN7830/GWN7831/GWN7832/GWN7816(P)/GWN7821P/GWN7822P.

**Command:**

1. **rate-limit egress burst <burst-53247>**
2. **no rate-limit egress burst**
3. **rate-limit ingress burst <32768-burst>**
4. **no rate-limit ingress burst**

**Mode:** interface configuration mode

**Parameter:**

Parameter	Description
<b>Egress burst</b>	Export commitment burst traffic
<b>Ingress burst</b>	Ingress committed burst traffic

<burst-53247>	In the outbound direction , the value range is: GWN7806(P)/GWN7832 /GWN7816(P) : 1368-53247 bytes GWN7811(P)/GWN7812P/GWN7813(P)/GWN7830/GWN7831/GWN7821P/GWN7822P: 678-53247bytes
<32768-burst>	Incoming direction CBS, the value range is: GWN7806(P)/GWN7832/GWN7816(P): 32768-65535 bytes. GWN7811(P)/12P/13(P)/GWN7830/GWN7831/GWN7821P/GWN7822P: 32768-2147483647bytes

#### Description:

1. **rate-limit egress burst <burst-53247>** : Configure egress CBS under the specified port.
2. **no rate-limit egress burst** : used to clear the CBS of the exit, if the speed limit in the exit direction is not closed, it will return to the default value of 32768 after clearing the CBS.
3. **rate-limit in regression burst <32768-burst>** : Configure ingress CBS under the specified port.
4. **no rate-limit in gress burst** : used to clear the exit/entry CBS , if the speed limit in the inbound direction is not closed, it will return to the default value of 32768 after clearing the CBS
5. By default, the egress and ingress rates are not limited.

#### Example:

```
Switch > enable
Switch# configure
Switch(config)# interface Ethernet 1/0/1
Switch(config-if)# rate-limit egress burst 678
Switch(config-if)# no rate-limit egress burst
Switch(config-if)# rate-limit ingress burst 327699
Switch(config-if)# no rate-limit ingress burst
```

## View QoS related information

#### Command:

1. **show qos map**
2. **show qos map (cos-queue| dscp-queue| precedence-queue| queue-cos| queue-dscp| queue-precedence)**
3. **show qos interfaces** (Ethernet| LAG) <id>
4. **show qos queuing**
5. **show running-config**
6. **show running-config {interfaces Ethernet| LAG <id>}**

**Mode:** privileged EXEC mode

**Parameter:** none

#### Description:

1. **show qos map:** View all mapping tables
2. **show qos map (cos-queue| dscp-queue| precedence-queue| queue-cos| queue-dscp| queue-precedence):** View the specified mapping table.
3. **show qos interfaces (Ethernet| LAG) <1- 2 8>:** View the QoS attributes of the specified port, including the port priority value, trust status, and remark status.
4. **show qos queuing:** View the scheduling algorithm being used.
5. **show running-config:** You can view all non-default configurations related to QoS.

6. **show running-config {interfaces Ethernet| LAG <1- 2 8>}**: You can view all non-default configurations of the specified port.

**Example:**

```
Switch > enable
Switch# show qos map dscp-queue
Switch# show qos interfaces LAG 1
Switch# show running-config interfaces Ethernet 1/0/1
```

## SECURITY

### Storm control

#### Check – storm control

**Command:** show storm-control

**Mode:** privileged EXEC mode

**Parameter:** none

**Description:** View the configuration details of each port storm

**Example:**

```
switch # show storm-control
```

### Global configuration – storm control

**Command:**

- 1. storm control preamble and IFG {Excluded | Included}
- 2. storm control unit {bps | pps}

**Mode:** privileged EXEC mode

**Parameter:**

Parameter	Description
[include\exclude]	Configure frame interval
[bps\pps]	statistical unit

**Description:**

- 1. **IFG {Excluded | Included}**: configure frame interval
- 2. **unit {bps | pps}**: statistical unit

**Example:**

```
Switch# storm control preamble and IFG Excluded
Switch# storm control unit bps
```

---

## Port configuration – storm control

### Command:

1. storm-control
2. no storm-control
3. storm-control {broadcast | unkdown-multicast | unknown-unicast} level x[1-1024]

**Mode:** interface configuration mode

### Parameter:

Parameter	Description
[no] storm-control	[ Close ] Enable port storm control function
action {drop   shutdown}	action {discard illegal packets   close port}
broadcast level [1-1024]	Broadcast packet, the value range is 1-1024 (the value is related to the measurement unit)
unknown-multicast	unknown multicast packet
unknown-unicast	unknown unicast packet

### Description:

1. **no storm-control:** Disable the port storm control function
2. **storm-control:** enable port storm control function
3. **storm-control {broadcast | unkdown-multicast | unknown-unicast} level x[1-1024] :** Configure storm control threshold for broadcast / unkdown- multicast /unknown -unicast

### Example:

```
Switch(config-if)# no storm-control
Switch(config-if)# storm-control
Switch(config-if)# storm-control broadcast level 1024
```

---

## Port security

### Check – port security

#### Command:

1. show port-security
2. show port-security address
3. show port-security interfaces *Ethernet interface id*

**Mode:** privileged EXEC mode

#### Parameter:

Parameter	Description
<i>Ethernet interface id</i>	The port number

**Description:**

1. **show port-security:** View port security settings
2. **show port-security address:** View port security MAC address
3. **show port-security interfaces Ethernet interface id:** View port security status

**Example:**

```
Switch# show port-security
Switch# show port-security address
Switch# show port-security interfaces Ethernet interface 1/0/2
```

## Global configuration – port security

**Command:**

1. **port-security**
2. **no port-security**
3. **port-security rate-limit x[1-600]**

**Mode:** global configuration mode

**Parameter:**

Parameter	Description
<i>x[1-600]</i>	Value range of port security rate limit

**Description:**

1. **port-security:** Enable the global port security function
2. **no port-security:** Turn off the global port security function
3. **port-security rate-limit x[1-600] :** configure port security rate limit

**Example:**

```
Switch(config)# port-security
Switch(config)# no port-security
Switch(config)# port-security rate-limit 600
```

## Port configuration – port security

**Command:**

1. **port-security**
2. **no port-security**

3. **port-security address-limit** *x[1-256]*
4. **port-security mac-address sticky**
5. **no port-security mac-address sticky**
6. **port-security mac-address** *[mac] [vlan x]*
7. **port-security violation** **[protect\restric\shutdown]**

**Mode:** interface configuration mode

**Parameter:**

Parameter	Description
<i>x[1-256]</i>	Configuring the maximum number of MAC addresses on a port
<i>[mac] [vlan x]</i>	Entries in the port security MAC address table : MAC address and VLAN
<b>[protect\restrict\shutdown]</b>	Port Protection Action <b>protect</b> : discard illegal packets, keep silent <b>restrict</b> : Discard illegal packets and report alarm notifications <b>shutdown</b> : close the port

**Description:**

1. **port-security:** Enable port security
2. **no port-security:** turn off port security
3. **port-security address-limit x[1-256]** : Configure the maximum number of MACs
4. **port-security mac-address sticky:** enable Sticky MAC address function
5. **no port-security mac-address sticky:** disable Sticky MAC address function
6. **port-security mac-address [mac] [vlan x]:** configure port security MAC address and VLAN
7. **port-security violation [protect\restrict\shutdown]:** Configure port security protection action

**Example:**

```
Switch(config-if)# port-security
Switch(config-if)# port-security address-limit 256
Switch(config-if)# [no] port-security mac-address sticky
Switch(config-if)# port-security mac-address aa:bb:cc:ff:ee:dd vlan 1
Switch(config-if)# port-security violation protect
```

## Port isolation

**Command:** protected

**Mode:** interface configuration mode

**Parameter:**

Parameter	Description
<b>protected</b>	Enable port isolation

**Description:** Enable port isolation

**Example:**

```
Switch # configure
Switch(config)# interface Ethernet 1/0/1
Switch(config-if)# protected
Switch(config-if)# exit
Switch(config)# exit
Switch#
```

---

## ACL

### MAC ACL

- Create/delete MAC ACL

#### Command:

1. **mac acl** *name*
2. **no mac acl** *name*

**Mode:** global configuration mode

#### Parameter:

Parameter	Description
<i>name</i>	MAC ACL name, 1-64 characters, support numbers, letters and special characters ( excluding “\?/, ).

**Description:** Create/delete MAC ACL

#### Example:

```
Create an ACL named test1
Switch(config)# mac acl test1
```

- 
- Create/delete permit rules

#### Command:

1. **sequence** <1-2147483647> **permit** {source mac} {dest mac} {vlan xx} {cos value} {ethtype <0x0600-0xFFFF>} **schedule** {id}
2. **no sequence** <1-2147483647>

**Mode:** ACL configuration mode

#### Parameter:

Parameter	Description
<1-2147483647>	rule ID
{source mac}	Source MAC address and mask
{dest mac}	Destination MAC address and mask
{vlan xx}	VLAN ID of the packet
{cos value}	CoS priority

<b>ethype &lt;0x0600-0xFFFF&gt;</b>	Ethernet protocol
<i>{id}</i>	Time policy ID, an integer ranging from 1 to 32

**Description:** Create/delete permit rules

**Example:**

a rule that allows LLDP packets with a destination MAC address of 22:33:44:55:66:77 and a VLAN 3 tag to pass within the time range of time policy ID 1

```
Switch(config-mac-acl)# permit any 22:33:44:55:66:77/FF:FF:FF:FF:FF:FF vlan 3 ethype 0x88CC schedule 1
```

- o Create/delete deny rules

**Command:**

1. **sequence <1-2147483647> deny {source mac} {dest mac} {vlan xx} {cos value} {ethype <0x0600-0xFFFF>} schedule {id}**
2. **no sequence <1-2147483647>**

**Mode:** ACL configuration mode

**Parameter:**

Parameter	Description
<1-2147483647>	rule ID
<b>{source mac}</b>	Source MAC address and mask
<b>{dest mac}</b>	Destination MAC address and mask
<b>{vlan xx}</b>	VLAN ID of the packet
<b>{cos value}</b>	CoS priority
<b>ethype &lt;0x0600-0xFFFF&gt;</b>	Ethernet protocol
<i>{id}</i>	Time policy ID , an integer whose value ranges from 1 to 32

**Description:** Create/delete deny rules

**Example:**

Create a rule to deny the passage of MPLS packets with a source MAC address of 1C:69:7A:B4:E5:AA, a VLAN 20 tag, and a CoS value of 2 within the time range of time policy ID 1

```
Switch(config-mac-acl)# deny 1C:69:7A:B4:E5:AA/FF:FF:FF:FF:FF:FF any vlan 20 cos 2 7 ethype 0x8847 schedule 1
```

- o Create/delete shutdown rules

**Command:**

1. **sequence <1-2147483647> deny {source mac} {dest mac} {vlan xx} {cos value} {ethype <0x0600-0xFFFF>} schedule {id} [shutdown]**
2. **no sequence <1-2147483647>**

**Mode:** ACL configuration mode

**Parameter:**

Parameter	Description
<1-2147483647>	rule ID
{source mac}	Source MAC address and mask
{dest mac}	Destination MAC address and mask
{vlan xx}	VLAN ID of the packet
{cos value}	CoS priority
ethtype <0x0600-0xFFFF>	Ethernet protocol
{id}	Time policy ID, an integer ranging from 1 to 32
[shutdown]	when the rule matches

**Description:** Create/delete shutdown rules

**Example:**

```
Created within the time range of time policy ID 1 , when the source MAC is 1C:69:7A:B4:E5:AA with VLAN When
the ARP packet with 10 labels and CoS value is 2, the port executes the shutdown action rule
Switch(config-mac-acl)# deny 1C:69:7A:B4:E5:AA/FF:FF:FF:FF:FF:FF any vlan 10 cos 2 7 ethtype 0x806 schedule
1 shutdown
```

- Creating/Deleting Redirect Rules

**Command Syntax:**

```
sequence <1-2147483647> redirect {source mac} {dest mac} {vlan xx} {cos value} {ethtype <0x0600-0xFFFF>} schedule {id}
interface {interface}
no sequence <1-2147483647>
```

**Mode:** ACL Configuration Mode

**Parameters:**

Parameter	Description
<1-2147483647>	Rule ID.
{source mac}	Source MAC address and mask.
{dest mac}	Destination MAC address and mask.
{vlan xx}	VLAN ID of the packet.
{cos value}	Class of Service (CoS) priority value.
ethtype <0x0600-0xFFFF>	Ethernet protocol type.
{id}	Time policy ID, an integer from 1 to 32.
{interface}	Physical interface to which data is redirected when the rule is matched (excluding ACL-bound interfaces).

**Description:**

- Create or delete redirect rules based on MAC addresses, VLAN, CoS priority, and Ethernet type, with an optional time schedule and redirection to a specific interface.

**Example:**

```
# Create a redirect rule with a time policy ID of 1.
# If the source MAC is 1C:69:7A:B4:E5:AA, VLAN 10, CoS value 2, redirect the traffic to port 2.
Switch(config-mac-acl)# sequence 1 redirect 1C:69:7A:B4:E5:AA/FF:FF:FF:FF:FF:FF any vlan 10 cos 2 ethtype
0x806 schedule 1 interface Ethernet 1/0/2
```

- 
- o Port Binding MAC ACL

**Command:**

1. **mac acl** *name*
2. **no mac acl**

**Mode:** interface configuration mode

**Parameter:**

Parameter	Description
name	MAC ACL name, 1-64 characters, support numbers, letters and special characters ._@

**Description:** Bind/unbind MAC ACL

**Example:**

```
Bind the mac acl named "test" to the port
Switch(config-if)# mac acl test
Unbind mac acl
Switch(config-if)# no mac acl
```

- 
- o VLAN binding MAC ACL

**Command:**

1. **vlan-acl** <1-4094> **mac bind acl** *NAME*
2. **no vlan-acl** <1-4094> **mac bind acl**

**Mode:** global configuration mode

**Parameter:**

Parameter	Description
<1-4094>	VLAN ID, an integer ranging from 1 to 4094.
<i>NAME</i>	ACL Name

**Description:** VLAN binding/unbinding MAC ACL.

**Example:**

```
Bind the mac acl named "test 1 " to VLA N 20
Switch(config-if)# vlan-acl 20 mac bind acl test1
Unbind VLAN acl
Switch(config-if)# no vlan-acl 20 mac bind acl
```

- 
- View rules

**Command:** `show mac acl [ name ]`

**Mode:** global configuration mode

**Parameter:**

Parameter	Description
name	MAC ACL name, 1-64 characters, support numbers, letters and special characters ._@

**Description:** View MAC Detailed rules of ACL

**Example:**

```
View the detailed rules of mac acl named test1
Switch# show mac acl test1
```

---

## IPV4 ACL

- Create/delete IPv4 ACL

**Command:**

1. `ip acl name`
2. `no ip acl name`

**Mode:** global configuration mode

**Parameter:**

Parameter	Description
name	ip ACL name, 1-64 characters, support numbers, letters and special characters ( excluding "\?/, ).

**Description:** Create/delete IPv4 ACL

**Example:**

```
Create an ACL named test1
Switch(config)# ip acl test1
```

- 
- Create/delete permit rules

**Command:**

1. `sequence <1-2147483647> permit {protocol} {source ip} {dest ip} {dscp/precedence} {value} schedule {id}`
2. `sequence <1-2147483647> permit tcp {source ip} {source port/source port range} {dest ip} {dest port/dest port range} match-all {TCP_FLAG} {dscp/precedence} {value} schedule {id}`

3. **sequence** <1-2147483647> **permit udp** {source ip} {source port/source port range} {dest ip} {dest port/dest port range} {dscp/precedence} {value} **schedule** {id}
4. **sequence** <1-2147483647> **permit icmp** {source ip} {dest ip} {icmp type} {icmp code} {dscp/precedence} {value} **schedule** {id}
5. **no sequence** <1-2147483647>

**Mode:** ACL configuration mode

**Parameter:**

Parameter	Description
<1-2147483647>	rule ID
{protocol}	an integer ranging from 0 to 255
{source ip}	Source IP address and mask
{source port/source port range}	Source IP address port /port range
{dest ip}	Destination IP address and mask
{dest port/dest port range}	Destination IP address port /port range
{TCP_FLAG}	TCP flag
{icmp type} {icmp code}	ICMP message type and message code
{dscp/precedence}{value}	Match the type of ToS
{id}	Time policy ID, an integer ranging from 1 to 32

**Description:** Create/delete permit rules

**Example:**

Created within the time range of time policy ID 1 , allow TCP data with source IP address 192.168.1.245, source port 20, destination port 5001-5006 , with TCP flags ack and urg, and DSCP priority 63 package through  
Switch(config-ip-acl)# permit tcp 192.168.1.245/255.255.255.255 ftp-data any 5001-5006 match-all +ack+urg dscp 63 schedule 1

Created within the time range of time policy ID 1 , UDP packets with source port 68 , destination IP 192.168.1.17 , destination port 37 , and IP priority 7 are allowed to pass  
Switch(config-ip-acl)# permit udp any bootpc 192.168.1.17/255.255.255.255 time precedence 7 schedule 1  
Created within the time range of time policy ID 1 , all ICMP packets with unreachable destinations and message code 21 are allowed to pass  
Switch(config-ip-acl)# permit icmp any any destination-unreachable 21 dscp 60 schedule 1

- o Create/delete deny rules

**Command:**

1. **sequence** <1-2147483647> **deny** {protocol} {source ip} {dest ip} {dscp/precedence} {value} **schedule** {id}
2. **sequence** <1-2147483647> **deny tcp** {source ip} {source port/source port range} {dest ip} {dest port/dest port range} **match-all** {TCP\_FLAG} {dscp/precedence} {value} **schedule** {id}
3. **sequence** <1-2147483647> **deny udp** {source ip} {source port/source port range} {dest ip} {dest port/dest port range} {dscp/precedence} {value} **schedule** {id}
4. **sequence** <1-2147483647> **deny icmp** {source ip} {dest ip} {icmp type} {icmp code} {dscp/precedence} {value} **schedule** {id}
5. **no sequence** <1-2147483647>

**Mode:** ACL configuration mode

**Parameter:**

Parameter	Description
<1-2147483647>	rule ID
{protocol}	an integer ranging from 0 to 255
{source ip}	Source IP address and mask
{source port/source port range}	Source IP address port /port range
{dest ip}	Destination IP address and mask
{dest port/dest port range}	Destination IP address port /port range
{TCP_FLAG}	TCP flag
{icmp type} {icmp code}	ICMP message type and message code
{dscp/precedence}{value}	Match the type of ToS
{id}	Time policy ID, an integer ranging from 1 to 32

**Description:** Create/delete deny rules

**Example:**

```
Created within the time range of time policy ID 1 , reject TCP packets with source IP address 192.168.1.245
, source port 20 , destination port 5001-5006 , flag bits ack and urg , and DSCP priority 63 pass
Switch(config-ip-acl)# deny tcp 192.168.1.245/255.255.255.255 ftp-data any 5001-5006 match-all +ack+urg dscp
63 schedule 1
```

```
Created within the time range of time policy ID 1 , deny the UDP packets with source port 68 , destination
IP address 192.168.1.17 , destination port 37 , and IP priority 7
Switch(config-ip-acl)# deny udp any bootpc 192.168.1.17/255.255.255.255 time precedence 7 schedule 1
```

```
Created within the time range of time policy ID 1 , all ICMP packets whose destination is unreachable and
whose message code is 21 are rejected from passing
Switch(config-ip-acl)# deny icmp any any destination-unreachable 21 dscp 60 schedule 1
```

- o Create/delete shutdown rules

**Command:**

1. **sequence** <1-2147483647> **deny** {protocol} {source ip} {dest ip} {dscp/precedence} {value} **schedule** {id} **[shutdown]**
2. **sequence** <1-2147483647> **deny tcp** {source ip} {source port/source port range} {dest ip} {dest port/dest port range} **match-all** {TCP\_FLAG} {dscp/precedence} {value} **schedule** {id} **[shutdown]**
3. **sequence** <1-2147483647> **deny udp** {source ip} {source port/source port range} {dest ip} {dest port/dest port range} {dscp/precedence} {value} **schedule** {id} **[ shutdown ]**
4. **sequence** <1-2147483647> **deny icmp** {source ip} {dest ip} {icmp type} {icmp code} {dscp/precedence} {value} **schedule** {id} **[shutdown]**
5. **no sequence** <1-2147483647>

**Mode:** ACL configuration mode

**Parameter:**

Parameter	description
<1-2147483647>	rule ID
{protocol}	an integer ranging from 0 to 255
{source ip}	Source IP address and mask

<b>{source port/source port range}</b>	Source IP address port /port range
<b>{dest ip}</b>	Destination IP address and mask
<b>{dest port/dest port range}</b>	Destination IP address port /port range
<b>{TCP_FLAG}</b>	T CP flag
<b>{icmp type} {icmp code}</b>	ICMP message type and message code
<b>{dscp/precedence}{value}</b>	Match the type of ToS
{id}	Time policy ID, an integer ranging from 1 to 32
<b>[shutdown]</b>	when the rule matches

**Description:** Create/delete shutdown rules

**Example:**

Created within the time range of time policy ID 1 , when a TCP with source IP address 192.168.1.245 , source port 20 , destination port 5001-5006 , flag bits ack and urg , and DSCP priority 63 is encountered Packet, port execution shutdown action  
Switch(config-ip-acl)# deny tcp 192.168.1.245/255.255.255.255 ftp-data any 5001-5006 match-all +ack+urg dscp 63 schedule 1 shutdown

Created within the time range of time policy ID 1 , when a UDP data packet with source port 68 , destination IP address 192.168.1.17 , destination port 37 , and IP priority 7 is encountered, the port will execute shutdown action  
Switch(config-ip-acl)# deny udp any bootpc 192.168.1.17/255.255.255.255 time precedence 7 schedule 1 shutdown

Created within the time range of time policy ID 1 , when encountering all ICMP data packets whose destination is unreachable and whose message code is 21 , the port will execute the shutdown action  
Switch(config-ip-acl)# deny icmp any any destination-unreachable 21 dscp 60 schedule 1 shutdown

- o Creating/Deleting Redirect Rules

**Command Syntax:**

```
sequence <1-2147483647> redirect {protocol} {source ip} {dest ip} {dscp/precedence} {value} schedule {id} interface {interface}
sequence <1-2147483647> redirect tcp {source ip} {source port/source port range} {dest ip} {dest port/dest port range}
match-all {TCP_FLAG} {dscp/precedence} {value} schedule {id} interface {interface}
sequence <1-2147483647> redirect udp {source ip} {source port/source port range} {dest ip} {dest port/dest port range}
{dscp/precedence} {value} schedule {id} interface {interface}
sequence <1-2147483647> redirect icmp {source ip} {dest ip} {icmp type} {icmp code} {dscp/precedence} {value} schedule {id}
interface {interface}
no sequence <1-2147483647>
```

**Mode:** ACL Configuration Mode

**Parameters:**

Parameter	Description
<1-2147483647>	Rule ID.
{protocol}	Protocol type (TCP, UDP, ICMP).
{source ip}	Source IP address and mask.
{dest ip}	Destination IP address and mask.
{dscp/precedence} {value}	DSCP or IP precedence value (range 0-63 for DSCP or precedence).
{source port/source port range}	Source port or port range for TCP/UDP packets.
{dest port/dest port range}	Destination port or port range for TCP/UDP packets.
{TCP_FLAG}	TCP flags (e.g., ack, urg).
{icmp type} {icmp code}	ICMP type and code for ICMP packets.

Parameter	Description
{id}	Time policy ID, an integer from 1 to 32.
{interface}	Physical interface to which data is redirected (excluding ACL-bound interfaces).

**Description:**

- Create or delete redirect rules based on protocol, IP addresses, ports, and DSCP/precedence values, with an optional time schedule and redirection to a specified interface.

**Example:**

```
# Create a redirect rule with time policy ID 1 for TCP traffic from 192.168.1.245, source port 20,
# destination port range 5001-5006, flags ack and urg, and DSCP 63, redirecting to port 2.
Switch(config-ip-acl)# sequence 1 redirect tcp 192.168.1.245/255.255.255.255 ftp-data any 5001-5006 match-
all +ack+urg dscp 63 schedule 1 interface Ethernet 1/0/2

# Create a redirect rule with time policy ID 1 for UDP traffic from source port 68,
# destination IP 192.168.1.17, destination port 37, and precedence 7, redirecting to port 2.
Switch(config-ip-acl)# sequence 1 redirect udp any bootpc 192.168.1.17/255.255.255.255 time precedence 7
schedule 1 interface Ethernet 1/0/2

# Create a redirect rule with time policy ID 1 for all ICMP packets with destination unreachable and message
code 21, redirecting to port 2.
Switch(config-ip-acl)# sequence 1 redirect icmp any any destination-unreachable 21 dscp 60 schedule 1
interface Ethernet 1/0/2
```

- 
- Port Binding IPv4 ACL

**Command:**

1. **ip acl** *name*
2. **no ip acl**

**Mode:** interface configuration mode

**Parameter:**

Parameter	Description
name	IPv4 ACL name, 1-64 characters, support numbers, letters and special characters ._@

**Description:** Bind/unbind IPv4 ACL

**Example:**

```
v4 acl named "test" to the port
Switch(config-if)# ip acl test
unbind ipv4 acl
Switch(config-if)# no ip acl
```

- 
- VLAN binding IPv4 ACL

**Command:**

1. **vlan-acl** <1-4094> **ip bind acl** *NAME*
2. **no vlan-acl** <1-4094> **ip bind acl**

**Mode:** global configuration mode

**Parameter:**

Parameter	Description
<1-4094>	VLAN ID, an integer ranging from 1 to 4094
NAME	ACL Name

**Description:** VLAN binding/unbinding IPv4 ACL

**Example:**

```
Bind the ipv4 acl named "test 2 " to VLAN 30
Switch(config-if)# vlan-acl 30 ip bind acl test2
Unbind ipv4 acl
Switch(config-if)# no vlan-acl 30 ip bind acl
```

- 
- View rules

**Command:** `show ip acl [ name ]`

**Mode:** global configuration mode

**Parameter:**

Parameter	Description
name	IPv4 ACL name, 1-64 characters, support numbers, letters and special characters ._@

**Description:** View IPv4 Detailed rules of ACL

**Example:**

```
View the detailed rules of ip v4 acl named test1
Switch# show ip acl test1
```

## IPV6 ACL

- Create/delete IPv6 ACL

**Command:**

1. `ipv6 acl name`
2. `no ipv6 acl name`

**Mode:** global configuration mode

**Parameter:**

Parameter	Description
name	ipv6 ACL name, 1-64 characters, support numbers, letters and special characters ( excluding "\?/, ).

**Description:** Create/delete IPv6 ACL

**Example:**

```
Create an ACL named test1
Switch(config)# ipv6 acl test1
```

- Create/delete permit rules

**Command:**

1. **sequence** <1-2147483647> **permit** {protocol} {source ip} {dest ip} {dscp/precedence} {value} **schedule** {id}
2. **sequence** <1-2147483647> **permit tcp** {source ip} {source port/source port range} {dest ip} {dest port/dest port range} **match-all** { TCP\_FLAG} {dscp/precedence} {value} **schedule** {id}
3. **sequence** <1-2147483647> **permit udp** {source ip} {source port/source port range} {dest ip} {dest port/dest port range} {dscp/precedence} {value} **schedule** {id}
4. **sequence** <1-2147483647> **permit icmp** {source ip} {dest ip} {icmp type} {icmp code} {dscp/precedence} {value} **schedule** {id}
5. **no sequence** <1-2147483647>

**Mode:** ACL configuration mode

**Parameter:**

Parameter	Description
<1-2147483647>	rule ID
{protocol}	an integer ranging from 0 to 255
{source ip}	Source IPv6 address and mask
{source port/source port range}	Source IPv6 address port /port range
{dest ip}	Destination IPv6 address and mask
{dest port/dest port range}	Destination IPv6 address port /port range
{TCP_FLAG}	TCP flag
{icmp type} {icmp code}	ICMP message type and message code
{dscp/precedence}{value}	Match the type of ToS
{id}	Time policy ID, an integer ranging from 1 to 32

**Description:** Create/delete permit rules

**Example:**

```
Created within the time range of time policy ID 1 , the source IPv6 address is allowed to be
2409:8754:3020:11:585e:67e:c77b:aef , the source port is 80 , the destination port is 1000-1200 , with the
TCP flag Bit fin and psh , TCP packets with DSCP priority 1 pass
Switch(config-ipv6-acl)# permit tcp 2409:8754:3020:11:585e:67e:c77b:aef/128 www any 1000-1200 match-all
+fin+psh dscp 1 schedule 1
Create UDP with source port 7 , destination IPv6 address 2409:8754:3020:11:4dc:b5b6:2f2d:1415 , destination
port 514 , and IP priority 3 within the time range of time policy ID 1 . packets through
Switch(config-ipv6-acl)# permit udp any echo 2409:8754:3020:11:4dc:b5b6:2f2d:1415/128 syslog precedence 3
schedule 1
```

```
Created within the time range of time policy ID 1 , all ICMP packets with message code 29 and IP priority 7
are allowed to pass through
Switch(config-ipv6-acl)# permit icmp any any packet-too-big 29 precedence 7 schedule 1
```

- Create/delete deny rules

**Command:**

1. **sequence** <1-2147483647> **deny** {protocol} {source ip} {dest ip} {dscp/precedence} {value} **schedule** {id}
2. **sequence** <1-2147483647> **deny tcp** {source ip} {source port/source port range} {dest ip} {dest port/dest port range} **match-all** {TCP\_FLAG} {dscp/precedence} {value} **schedule** {id}
3. **sequence** <1-2147483647> **deny udp** {source ip} {source port/source port range} {dest ip} {dest port/dest port range} {dscp/precedence} {value} **schedule** {id}
4. **sequence** <1-2147483647> **deny icmp** {source ip} {dest ip} {icmp type} {icmp code} {dscp/precedence} {value} **schedule** {id}
5. **no sequence** <1-2147483647>

**Mode:** ACL configuration mode

**Parameter:**

Parameter	Description
<1-2147483647>	rule ID
{protocol}	an integer ranging from 0 to 255
{source ip}	Source IPv6 address and mask
{source port/source port range}	Source IPv6 address port /port range
{dest ip}	Destination IPv6 address and mask
{dest port/dest port range}	Destination IPv6 address port /port range
{TCP_FLAG}	TCP flag
{icmp type} {icmp code}	ICMP message type and message code
{dscp/precedence}{value}	Match the type of ToS
{id}	Time policy ID, an integer ranging from 1 to 32

**Description:** Create/delete deny rules

**Example:**

```
Created within the time range of time policy ID 1 , deny source IPv6 address
2409:8754:3020:11:585e:67e:c77b:aef , source port 80 , destination port 1000-1200 , with flag fin and psh,
TCP packets with DSCP priority 1 pass through
Switch(config-ipv6-acl)# deny tcp 2409:8754:3020:11:585e:67e:c77b:aef/128 www any 1000-1200 match-all
+fin+psh dscp 1 schedule 1
```

```
Create a UDP with source port 7 , destination IPv6 address 2409:8754:3020:11:4dc:b5b6:2f2d:1415 ,
destination port 514 , and IP priority 3 within the time range of time policy ID 1. packets through
Switch(config-ipv6-acl)# deny udp any echo 2409:8754:3020:11:4dc:b5b6:2f2d:1415/128 syslog precedence 3
schedule 1
```

```
Create within the time range of time policy ID 1 , reject all ICMP data packets with message code 29 and IP
priority 7 that are too large to pass through
Switch(config-ipv6-acl)# deny icmp any any packet-too-big 29 precedence 7 schedule 1
```

- Create/delete shutdown rules

**Command:**

1. **sequence** <1-2147483647> **deny** {protocol} {source ip} {dest ip} {dscp/precedence} {value} **schedule** {id} **[shutdown]**

2. **sequence** <1-2147483647> **deny tcp** {source ip} {source port/source port range} {dest ip} {dest port/dest port range} **match-all** {TCP\_FLAG} {dscp/precedence} {value} **schedule** {id} [**shutdown**]
3. **sequence** <1-2147483647> **deny udp** {source ip} {source port/source port range} {dest ip} {dest port/dest port range} {dscp/precedence} {value} **schedule** {id} [**shutdown**]
4. **sequence** <1-2147483647> **deny icmp** {source ip} {dest ip} {icmp type} {icmp code} {dscp/precedence} {value} **schedule** {id} [**shutdown**]
5. **no sequence** <1-2147483647>

**Mode:** ACL configuration mode

**Parameter:**

Parameter	description
<1-2147483647>	rule ID
{protocol}	an integer ranging from 0 to 255
{source ip}	Source IPv6 address and mask
{source port/source port range}	Source IPv6 address port /port range
{dest ip}	Destination IPv6 address and mask
{dest port/dest port range}	Destination IPv6 address port /port range
{TCP_FLAG}	TCP flag
{icmp type} {icmp code}	ICMP message type and message code
{dscp/precedence}{value}	Match the type of ToS
{id}	Time policy ID, an integer ranging from 1 to 32
[shutdown]	when the rule matches

**Description:** Create/delete shutdown rules

**Example:**

```
Created within the time range with the time policy ID of 1 , when the source IPv6 address is
2409:8754:3020:11:585e:67e:c77b:aef , the source port is 80 , the destination port is 1000-1200, with a flag
Bit fin and psh, TCP data packets with DSCP priority 1 , the port executes the shutdown action
Switch(config-ipv6-acl)# deny tcp 2409:8754:3020:11:585e:67e:c77b:aef/128 www any 1000-1200 match-all
+fin+psh dscp 1 schedule 1 shutdown
```

```
Created within the time range of time policy ID 1 , when the source port is 68 , the destination IPv6
address is 2409:8754:3020:11:4dc:b5b6:2f2d:1415 , the destination port is 514 , and the IP priority is 3 UDP
packets, the port executes the shutdown action
Switch(config-ipv6-acl)# deny udp any echo 2409:8754:3020:11:4dc:b5b6:2f2d:1415/128 syslog precedence 3
schedule 1 shutdown
```

```
Created within the time range of the time policy ID 1 , when encountering all ICMP data packets with a
message
code of 29 and an IP priority of 7 , the port will perform a shutdown action
Switch(config-ipv6-acl)# deny icmp any any packet-too-big 29 precedence 7 schedule 1 shutdown
```

- Creating/Deleting Redirect Rules

**Command Syntax:**

```
sequence <1-2147483647> redirect {protocol} {source ip} {dest ip} {dscp/precedence} {value} schedule {id} interface {interface}
sequence <1-2147483647> redirect tcp {source ip} {source port/source port range} {dest ip} {dest port/dest port range}
match-all {TCP_FLAG} {dscp/precedence} {value} schedule {id} interface {interface}
sequence <1-2147483647> redirect udp {source ip} {source port/source port range} {dest ip} {dest port/dest port range}
{dscp/precedence} {value} schedule {id} interface {interface}
```

```
sequence <1-2147483647> redirect icmp {source ip} {dest ip} {icmp type} {icmp code} {dscp/precedence} {value} schedule {id}
interface {interface}
no sequence <1-2147483647>
```

**Mode:** ACL Configuration Mode

**Parameters:**

Parameter	Description
<1-2147483647>	Rule ID.
{protocol}	Protocol type (TCP, UDP, ICMP).
{source ip}	Source IP address (IPv4 or IPv6).
{dest ip}	Destination IP address (IPv4 or IPv6).
{dscp/precedence} {value}	DSCP or IP precedence value (range 0-63 for DSCP or precedence).
{source port/source port range}	Source port or port range for TCP/UDP packets.
{dest port/dest port range}	Destination port or port range for TCP/UDP packets.
{TCP_FLAG}	TCP flags (e.g., fin, psh, ack).
{icmp type} {icmp code}	ICMP type and code for ICMP packets.
{id}	Time policy ID, an integer from 1 to 32.
{interface}	Physical interface to which data is redirected (excluding ACL-bound interfaces).

**Description:**

Create or delete redirect rules based on protocol, IP addresses, ports, DSCP/precedence values, and more, for both IPv4 and IPv6, with an optional time schedule and redirection to a specified interface.

**Example:**

```
# Create a redirect rule with time policy ID 1 for a TCP packet from IPv6 address
2409:8754:3020:11:585e:67e:c77b:aef,
# source port 80, destination port range 1000-1200, flags fin and psh, DSCP priority 1, redirecting to port
2.
Switch(config-ipv6-acl)# sequence 1 redirect tcp 2409:8754:3020:11:585e:67e:c77b:aef/128 www any 1000-1200
match-all +fin+psh dscp 1 schedule 1 interface Ethernet 1/0/2

# Create a redirect rule with time policy ID 1 for a UDP packet from source port 68,
# destination IPv6 address 2409:8754:3020:11:4dc:b5b6:2f2d:1415, destination port 514, precedence 3,
redirecting to port 2.
Switch(config-ipv6-acl)# sequence 1 redirect udp any echo 2409:8754:3020:11:4dc:b5b6:2f2d:1415/128 syslog
precedence 3 schedule 1 interface Ethernet 1/0/2

# Create a redirect rule with time policy ID 1 for all ICMP packets with packet-too-big message and code 29,
precedence 7, redirecting to port 2.
Switch(config-ipv6-acl)# sequence 1 redirect icmp any any packet-too-big 29 precedence 7 schedule 1
interface Ethernet 1/0/2
```

- o IPv6 ACL binding

**Command:**

1. **ipv6 acl** *name*
2. **no ipv6 acl**

**Mode:** interface configuration mode

**Parameter:**

Parameter	Description
-----------	-------------

name	IPv6 ACL name, 1-64 characters, support numbers, letters and special characters ._@
------	---

**Description:** Bind/unbind IPv6 ACL

**Example:**

```
v6 acl named "test" to the port
Switch(config-if)# ipv6 acl test
unbind ipv6 acl
Switch(config-if)# no ipv6 acl
```

- o View rules

**Command:** `show ipv6 acl [ name ]`

**Mode:** global configuration mode

**Parameter:**

Parameter	Description
name	IPv6 ACL name, 1-64 characters, support numbers, letters and special characters ._@

**Description:** Check the detailed rules of IPv6 ACL

**Example:**

```
View the detailed rules of ip v6 acl named test1
Switch# show ip v6 acl test1
```

## ACL Statistics

- o Configure ACL Statistics

**Command:**

1. `acl-counter-set [name] sequence <1-2147483647>`
2. `acl-counter-set [name] sequence <1-2147483647> (byte64|packet32)`
3. `acl-counter-set [name] sequence <1-2147483647> (byte64|packet32) idx <1-32>`

**Mode:** global configuration mode

**Parameter:**

Parameter	Description
<i>name</i>	ACL name
<i>&lt;1-2147483647&gt;</i>	ACL rule ID
<i>byte64 packet32</i>	statistical unit <b>Note :</b> Only GWN7801(P)/02(P)/03(P)/11(P)/12P/13(P) /GWN7830/GWN7831/GWN7816(P) support configuration.

<1-32>	Statistics ID Note : Only supported by GWN7801(P)/02(P)/03(P)
--------	--

**Description:**

1. Configure ACL Statistics
2. **acl-counter-set** [name] **sequence** <1-2147483647> : Set ACL statistics count , applicable model: GWN7806(P).
3. **acl-counter-set** [name] **sequence** <1-2147483647> (byte64|packet32) : Set ACL statistics count , applicable model: GWN7811(P)/12P/13(P)
4. **acl-counter-set** [name] **sequence** <1-2147483647> (byte64|packet32) **idx** <1-32> : set ACL statistics count, applicable model: GWN7801(P)/02(P)/03(P)

**Example:**

Configure the statistics of ACL name 1 and sequence number 1  
GWN7806(config)# acl-counter-set 1 sequence 1

Configure the statistics of ACL name 2 and sequence number 2, and the statistical unit is packet32  
GWN7811 (config)# acl-counter-set 2 sequence 2 packet32

Configure the statistics of ACL name 3 and sequence number 3 , the statistics unit is packet32, and the statistics ID is 3  
GWN7801 (config)# acl-counter-set 3 sequence 3 packet32 idx 3

- 
- o Cancel ACL Statistics

**Command:** no acl-counter-set [name] sequence (<1-2147483647>|all)

**Mode:** global configuration mode

**Parameter:**

Parameter	Description
name	ACL name
<1-2147483647> all	Cancel the statistics of a single rule, or cancel the statistics of all

**Description:** Cancel ACL Statistics

**Example:**

Cancel the statistical binding of ACL name 1 and serial number 1  
GWN7806(config)# no acl-counter-set 1 sequence 1

all statistical bindings for ACL name 2  
GWN7811 (config)# no acl-counter-set 2 sequence all

- 
- o Clear ACL Statistics

**Command:** acl-counter-clear [name] sequence (<1-2147483647>|all)

**Mode:** global configuration mode

**Parameter:**

Parameter	Description
<i>name</i>	ACL name
<1-2147483647> all	Clear statistics for a single rule, or all

**Description:** Clear ACL Statistics

**Example:**

```
Clear the statistical binding of ACL name 1, sequence number 1
GWN7806(config)# no acl-counter- clear 1 sequence 1

all stat bindings for ACL name 2
GWN7811 (config)# no acl-counter- clear 2 sequence all
```

- View ACL Statistics

**Command:** show acl-counter [*name*] sequence <1-2147483647>

**Mode:** privileged EXEC mode

**Parameter:**

Parameter	Description
<i>name</i>	ACL name
<1-2147483647>	ACL rule ID

**Description:** View ACL Statistics

**Example:**

```
Check the statistics of ACL name 1 and sequence number 1
GWN7806# show acl-counter 1 sequence 1
acl counter status : enabled
hit count: 0 Bytes
```

## ACL Mirror

- Configure ACL Mirror

**Command:** acl-mirror-set [*name*] sequence <1-2147483647> original groupId <1-4>

**Mode:** global configuration mode

**Parameter:**

Parameter	Description
<i>name</i>	ACL name
<1-2147483647>	ACL rule ID
<1-4>	ACL mirroring joins

**Description:** Configure ACL Mirror

*Note :* For the configuration of the related ACL mirroring observation port, you need to go to Mirroring Settings

**Example:**

```
Configure ACL name 1, sequence number 1 to join mirroring group 1  
Switch (config)# acl- mirror -set 1 sequence 1 original groupId 1
```

---

- o Cancel ACL Mirror

**Command:** no acl-mirror-set [name] sequence <1-2147483647>

**Mode:** global configuration mode

**Parameter:**

Parameter	Description
<i>name</i>	ACL name
<1-2147483647>	ACL rule ID

**Description:** Cancel ACL Mirror

**Example:**

```
Cancel the mirroring of ACL name 1, sequence number 1  
Switch (config)# no acl-mirror-set 1 sequence 1
```

---

- o View ACL Mirror

**Command:** show acl-mirror-set [name] sequence <1-2147483647>

**Mode:** privileged EXEC mode

**Parameter:**

Parameter	Description
<i>name</i>	ACL name
<1-2147483647>	ACL rule ID

**Description:** Configure ACL Mirror

**Example:**

```
View the image of ACL name 1, sequence number 1  
Switch # show acl-mirror-set 1 sequence 1  
acl mirror status : enabled  
gid: group0  
mirror type: original
```

---

## ACL Priority Remapping

- Configuring ACL Priority Remapping

**Command:** `acl-remap-set [name] sequence <1-2147483647> remap <0-7>`

**Mode:** global configuration mode

**Parameter:**

Parameter	Description
<i>name</i>	ACL name
<code>&lt;1-2147483647&gt;</code>	ACL rule ID
<code>&lt;0-7&gt;</code>	ACL priority , the larger the value, the higher the priority

**Description:** Configuring ACL Priority Remapping

**Example:**

```
Configure ACL name 1, the priority of sequence number 1 is 7
Switch (config)# acl-remap-set 1 sequence 1 remap 7
```

---

- Cancel ACL Priority Remapping

**Command:** `no acl-remap-set [name] sequence (<1-2147483647>|all)`

**Mode:** global configuration mode

**Parameter:**

Parameter	Description
<i>name</i>	ACL name
<code>&lt;1-2147483647&gt; all</code>	ACL rule ID , you can cancel the priority setting of a single rule , or cancel the priority setting of all rules

**Description:** Cancel ACL Priority Remapping

**Example:**

```
Cancel ACL name 1, the priority of sequence number 1 is configuration
Switch (config)# no acl-remap-set 1 sequence 1
```

---

- View ACL Priority Remapping

**Command:** `show acl-remap-set [name] sequence <1-2147483647>`

**Mode:** privileged EXEC mode

**Parameter:**

Parameter	Description
<i>name</i>	ACL name
<1-2147483647>	ACL rule ID

**Description:** View ACL Priority Remapping

**Example:**

```
priority configuration of ACL name 1 and sequence number 1
Switch # show acl-remap-set 1 sequence 1
acl remap status : enabled
remap priority: 1
```

## ACL Rate Limit

- Configuring a Burst Threshold Group

**Supported models:** GWN7801(P)/GWN7802(P)/GWN7803(P)

**Command:**

1. **acl-rateBurst-set packet thrGrp0 <1-65535> thrGrp1 <1-65535>**
2. **acl-rateBurst-set byte thrGrp0 <128-8388480> thrGrp1 <128-8388480>**
3. **no acl-rateBurst-set (byte|packet)**

**Mode:** global configuration mode

**Parameter:**

Parameter	Description
<1-65535>	The type is packet, and the value range is an integer from 1 to 65535 .
<128-8388480>	The type is byte, the value range is an integer from 128 to 8388480 , and must be a multiple of 128.

**Description:** Configuring a Burst Threshold Group

**Example:**

```
Switch(config)# acl-rateBurst-set packet thrGrp0 10 thrGrp1 10
Switch(config)# acl-rateBurst-set byte thrGrp0 12800 thrGrp1 12800
```

- Configuring a rate limit group

**Supported models:** GWN7801(P)/GWN7802(P)/GWN7803(P)

**Command:**

1. **acl-rateLimit-set meter-idx <1-128> packet rate <1-262143> thrGrp (grp0|grp1)**
2. **acl-rateLimit-set meter-idx <1-128> byte rate <2-125000> thrGrp (grp0|grp1)**
3. **no acl-rateLimit-set meter-idx (<1-128> | all)**

**Mode:** global configuration mode

**Parameter:**

Parameter	Description
<1-128>	Speed limit group ID
<1-262143>	The type is packet, and the value range is an integer from 1 to 262143 .
<2-125000>	The type is byte, the value range is an integer from 2 to 125000 , and must be a multiple of 2.

**Description:** Configuring a rate limit group

**Example:**

```
Switch(config)# acl-rateLimit-set meter-idx 1 byte rate 6400 thrGrp grp0
Switch(config)# acl-rateLimit-set meter-idx 2 packet rate 2000 thrGrp grp1
Switch(config)# no acl-rateLimit-set meter-idx 1
```

- o View speed limit group

**Command:** show meter [*<1-32>*]

**Mode:** Privileged EXEC mode

**Parameter:**

Parameter	Description
<1-32>	Speed limit group ID

**Description:** View speed limit group

**Example:**

```
Switch# show meter 1
```

- o ACL binding rate limit group

**Command:**

1. **acl-meter-set** *NAME* **sequence** <1-2147483647> **meter-idx** <1-128>
2. **no acl-meter-set** *NAME* **sequence** <1-2147483647>
3. **show acl-meter** *NAME* **sequence** <1-2147483647>

**Mode:** global configuration mode

**Parameter:**

Parameter	Description
<i>NAME</i>	ACL Name
<1-2147483647>	ACL rule, an integer ranging from 1 to 2147483647
<1-128>	an integer ranging from 1 to 128

**Description:** Bind or cancel a rate limit group to an ACL.

**Example:**

```
Switch( config )# acl-meter-set test sequence 1 meter-idx 1  
Switch( config )# no acl-meter-set test sequence 1
```

- o Check the rate limit group bound to the ACL

**Command:** show acl-meter NAME sequence <1-2147483647>

**Mode:** Privileged EXEC mode

**Parameter:**

Parameter	Description
NAME	ACL Name
<1-2147483647>	ACL rule, an integer ranging from 1 to 2147483647

**Description:** Check the rate limit group bound to the ACL

**Example:**

```
Switch# show acl-meter 1 sequence 1
```

## IP Source Guard

### Check – IP source guard

**Command:**

1. show ip source binding
2. show ip source interfaces Ethernet [1-x]

**Mode:** privileged EXEC mode

**Parameter:**

Parameter	Description
[1-x]	Port ID

**Description:**

1. **show ip source binding** : View ip-mac-port-vlan binding list
2. **show ip source interfaces Ethernet [1-x]**: View port configuration

**Example:**

```
Switch# show ip source binding
Switch# show ip source interfaces Ethernet 1/0/2
```

---

## Global configuration – IP source guard

### Command:

1. **ip source binding** [mac] [mac-mask] vlan [x] [ip] [ip-mask] [interface]
2. **ip source binding** vlan [x] [ip] [ip-mask] [interface]

**Mode:** global configuration mode

### Parameter:

Parameter	Description
[mac] [mac-mask]	bound MAC address and mask cannot be set to FFFF-FFFF-FFFF, multicast address, or all-zero MAC address . The mask defaults to FF:FF:FF:FF:FF:FF
vlan [x]	The bound VLAN ID ranges from 1 to 4094.
[ip] [ip-mask]	bound IP address and mask, supports IPv4 , the mask defaults to 255.255.255.255
[interface]	Bound switch ports, including electrical ports, optical ports, and aggregated ports

### Description:

1. **ip source binding** [mac] [mac-mask] vlan [x] [ip] [ip-mask] [interface] : Add a static four-element binding table
2. **ip source binding** vlan [x] [ip] [ip-mask] [interface] : Add a static ternary binding table

### Example:

```
Switch(config)# ip source binding aa:aa:aa:bb:ff:ff ff:ff :ff:ff:ff:ff vlan 1 192.168.1.11 255.255.255.255
interface Ethernet 1/0/2
```

---

## Port configuration – IP source guard

### Command:

1. **ip source verify**
2. **no ip source verify**
3. **ip source verify** [mac-and-ip\ip]
4. **ip source binding max-entry** [ no-limit \x]

**Mode:** interface configuration mode

### Parameter:

Parameter	Description
[mac-and-ip\ip]	port check mode
[ no-limit \x]	maximum number of binding entries for the port , the range is 0-50, 0 means unlimited

**Description:**

1. **[no] ip source verify** : enable /disable IP source verification
2. **ip source verify [mac-and-ip\ip]** : Set port verification mode
3. **ip source binding max-entry [ no-limit \x]** : Set the maximum number of binding ports

**Example:**

```
Switch(config-if)# ip source verify
Switch(config-if)# ip source verify mac-and-ip
Switch(config-if)# ip source binding max-entry 10
```

## IPv6 Source Guard

### Check – IPv6 source guard

**Command:**

1. show ipv6 source binding
2. show ipv6 source interfaces IF\_PORTS

**Mode:** privileged EXEC mode

**Parameter:**

Parameter	Description
IF_PORTS	Port ID

**Description:**

1. **show ip v6 source binding** : View the ip-mac-port-vlan binding list
2. **show ipv6 source interfaces IF\_PORTS** : View the configuration details of the specified port

**Example:**

```
Switch# show ip v6 source binding

Bind Table: Maximum Binding Entry Number 256

Switch# show ipv6 source interfaces Ethernet 1/0/2
Port | Status | Max Entry | Current Entry
-----+-----+-----+-----
eth1/0/2 | disabled | No Limit | 0
```

### Global configuration – IPv6 source guard

**Command:** ip v6 source binding [mac] [mac-mask] vlan [x] [ip] [<1-128>] [interface]

**Mode:** global configuration mode

**Parameter:**

Parameter	Description
[mac] [mac-mask]	bound MAC address and mask cannot be set to FFFF-FFFF-FFFF, multicast address, or all-zero MAC address . The mask defaults to FF:FF:FF:FF:FF:FF
vlan [x]	The bound VLAN ID ranges from 1 to 4094.
[ip] [<1-128>]	The bound IPv6 address and prefix length. The default prefix length is 128.
[interface]	Bound switch ports, including electrical ports, optical ports, and aggregated ports

**Description: ip v6 source binding** [mac] [mac-mask] vlan [x] [ip] [<1-128>] [interface] : Add a static four-element binding table

**Example:**

```
Switch(config)# ip v6 source binding aa:aa:aa:bb:ff:ff ff :ff:ff:ff:ff:ff:ff vlan 1 2000::1 128 interface Ethernet 1/0/1
```

## Port configuration – IPv6 source guard

**Command:**

1. **ipv6 source verify**
2. **no ipv6 source verify**
3. **ipv6 source verify** [mac-and-ip\ip]

**Mode:** interface configuration mode

**Parameter:**

Parameter	Description
[mac-and-ip\ip]	Port Verification Mode

**Description:**

1. **[no] ipv6 source verify** : Enable /disable IP source protection
2. **ipv6 source verify [mac-and-ip\ip]** : Set the port verification mode

**Example:**

```
Switch(config-if)# ip v6 source verify
Switch(config-if)# ip v6 source verify mac-and-ip
```

## Attack defense

### Check – attack defense

**Command:**

1. show dos

2. show dos interface IF\_PORTS

**Mode:** privileged EXEC mode

**Parameter:**

Parameter	Description
IF_PORTS	Port ID

**Description:**

1. **show dos** : View DoS information
2. **show dos interface IF\_PORTS** : View the DoS information of the specified interface

**Example:**

```
Switch # show dos
Switch# show dos interfaces Ethernet 1/0/2
```

## Global configuration – attack defense

**Command:** Switch(config)# [no] dos [option name]

**Mode:** global configuration mode

**Parameter:**

Parameter	Description
[option name]	DoS related function options mainly include: daeqsa-deny : deny source mac address = destination mac address icmp-frag-pkts-deny : Deny fragmented ICMP packets icmp-ping-max-length : limit the maximum length of ICMP icmpv4-ping-max-check : Verify the maximum ping packet of IPV4 icmpv6-ping-max-check : Verify the maximum ping packet of IPV6 ipv6-min-frag-size-check : Verify the minimum fragmentation of an IPV6 data frame ipv6-min-frag-size-length : check the minimum length of IPV6 data frame fragmentation land-deny : Deny source IP=destination IP nullscan-deny : Deny NULL Scan attacks pod-deny : Deny death Ping attack smurf-deny : Deny Smurf attacks smurf-netmask : Configure the subnet mask for Smurf attacks syn-sport1024-deny : Deny TCP-sport attacks synfin-deny : Deny TCP-FIN attacks synrst-deny : deny TCP-RST attack tcp-frag-off-min-check : Deny TCP minimum fragment carrying offset attack tcpblat-deny : Deny TCP packet source port = destination port attack tcphdr-min-check : Check the minimum header length of TCP packets tcphdr-min-length : configure the minimum header field length udpblat-deny : Deny UDP packet source port=destination port attack xma-deny : Deny Christmas tree TCP attacks

**Description:** Enable/disable the designated DoS function

**Example:**

```
Switch(config)# [no] dos daeqsa-deny
```

---

## Port configuration – attack defense

**Command:** [no] dos

**Mode:** interface configuration mode

**Parameter:** none

**Description:** Enable/disable port DoS function

**Example:**

```
Switch(config-if)# dos
Switch(config-if)# no dos
```

---

## Dynamic ARP Inspection (DAI)

### Check – DAI

**Command:**

1. **show ip arp inspection**
2. **show ip arp inspection interfaces** Ethernet [1-x]

**Mode:** privileged EXEC mode

**Parameter:**

Parameter	Description
Ethernet [x]	Port ID

**Description:**

1. **show ip arp inspection:** View the global switch status of DAI
2. **show ip arp inspection interfaces Ethernet [x]:** View the DAI settings of the specified port

**Example:**

```
Switch# show ip arp inspection
Switch# show ip arp inspection interfaces Ethernet 1/0/2
```

---

## Global configuration – DAI

**Command:**

1. **[no] ip arp inspection**
2. **[no] ip arp inspection vlan** [vlan-id]

**Mode:** global configuration mode

**Parameter:**

Parameter	Description
[vlan-id]	Port ID

**Description:**

1. **[no] ip arp inspection:** enable/disable the global DAI function
2. **[no] ip arp inspection vlan [vlan-id]:** enable/disable the DAI function of the specified VLAN

**Example:**

```
Enable the DAI function on VLAN 1
Switch(config)# ip arp inspection vlan 1
```

## Port configuration – DAI

**Command:**

1. **[no] ip arp inspection trust**
2. **[no] ip arp inspection validate** [dst-mac\ip\src-mac]
3. **ip arp inspection rate-limit** rate

**Mode:** interface configuration mode

**Parameter:**

Parameter	Description
dst-mac	Check whether the destination MAC address of the data frame matches the destination MAC address in the ARP message
ip	Check whether the ARP packet contains illegal IP addresses, such as all 0s, all 1s, and multicast addresses, etc.
src-mac	Check whether the source MAC address of the data frame matches the sender MAC address in the ARP message
rate	Port check rate, an integer ranging from 0 to 50 ( unit : pps ) , 0 means no speed limit

**Description:**

1. **ip arp inspection rate-limit rate :** Configure port inspection rate
2. **[no] ip arp inspection trust :** enable/disable port trust mode
3. **[no] ip arp inspection validate [dst-mac\ip\src-mac] :** Set port verification mode

**Example:**

```
Enable the port trust mode, set the verification based on the destination MAC address, and set the detection rate to 50 pps
Switch(config-if)# ip arp inspection trust
Switch(config-if)# ip arp inspection validate dst-mac
Switch(config-if)# ip arp inspection rate-limit 50
```

---

## RADIUS

### Check – RADIUS

**Command:**

1. show radius
2. show radius default-config

**Mode:** privileged EXEC mode

**Parameter:** none

**Description:**

1. **show radius:** View server list
2. **show radius default-config:** View port configuration

**Example:**

```
Switch# show radius
Switch# show radius default-config
```

---

### Global Configuration – RADIUS

**Command:**

```
no radius [host]
radius host [IPv4 | IPv6 | domain] [options]
radius default-config [key encrypted] [retransmit] [timeout]
```

**Mode:** Global Configuration Mode

**Parameter:**

Parameter	Description
[host]	RADIUS server host name or IP address
auth-port	UDP port used by RADIUS (range: 1–65535, default: 1818)
key	RADIUS shared secret
encrypted	Specifies the key is encrypted
priority	Server priority for selection/failover
retransmit	Number of retransmission attempts
timeout	Timeout duration in seconds

**Description:**

- `no radius [host]` — Deletes a single RADIUS host or clears all entries
- `radius host [...]` — Adds a RADIUS server and optionally defines parameters
- `radius default-config [...]` — Applies default global RADIUS configuration. Supports key encryption, retransmit count, and timeout.

**Example:**

```
//Configure the RADIUS server address to 192.168.1.3, port 1812, key test, //retransmission count 2, and
timeout time 2 seconds.

Switch(config)# radius host 192.168.1.3 auth-port 1812 key test retransmit 2 timeout 2 type login

//Configure the RADIUS server address 3.3.3.3, port 1812, encryption key, //retransmission factor 2, and
timeout period 2 seconds.

Switch(config)# radius host 3.3.3.3 auth-port 1812 key CPs5fOSG7jNQx3NXTr2O6A== encrypted retransmit 2
timeout 2 type login
```

## TACACS+

### Check – TACACS+

**Command:**

1. `show tacacs`
2. `show tacacs default-config`

**Mode:** privileged EXEC mode

**Parameter:** none

**Description:**

1. **Show tacacs:** View the list of TACACS+ servers
2. **Show tacacs default-config:** View TACACS+ default configuration

**Example:**

```
Switch # show tacacs
Prio | Timeout | IP Address | Port |
-----+-----+-----+-----+-----
Switch# show tacacs default-config
Timeout | Key
-----+-----
          5 |
```

### Global Configuration – TACACS+

**Command:**

```
no tacacs [host]
tacacs host [IPv4 | IPv6 | domain] [options]
tacacs default-config [key encrypted] [timeout]
```

**Mode:** Global Configuration Mode

**Parameter:**

Parameter	Description
[host]	TACACS+ server hostname or address
auth-port	UDP port used by TACACS+ (range: 1–65535, default: 1818)
key	TACACS+ shared secret
encrypted	Specifies the key is encrypted
priority	Server priority
retransmit	Number of retransmission attempts
timeout	Timeout duration in seconds

**Description:**

- `no tacacs [host]` — Deletes a single TACACS+ host or clears all configured entries
- `tacacs host [...]` — Adds a TACACS+ server and optionally configures parameters
- `tacacs default-config [...]` — Sets default global TACACS+ settings including encryption support and timeout

**Example:**

```
//Configure the TACACS+ server address 192.168.1.3, port 49, key test, and //timeout of 2 seconds.  
Switch(config)# tacacs host 192.168.1.3 port 49 key test priority 2 timeout 2  
  
//Configure the TACACS+ server address 3.3.3.3, port 49, encryption key, and //timeout of 2 seconds.  
Switch(config)# tacacs host 3.3.3.3 port 49 key CPs5fOSG7jNQx3NXTr206A== encrypted timeout 2
```

---

## AAA

### Check – AAA

**Command:**

1. **show aaa authentication login lists**
2. **show aaa authentication enable lists**

**Mode:** privileged EXEC mode

**Parameter:**

Parameter	Description
login lists	View login authentication request sequence
enable lists	View enable's authentication request sequence

**Description:** View the enable command and the list of configured authentication methods corresponding to the login operation

**Example:**

```
Switch# show aaa authentication login lists
Switch# show aaa authentication enable lists
```

---

## Global configuration – AAA

**Command:** [no] aaa authentication [enable\login] [name] [enable\local\none\radius\tacacs]

**Mode:** global configuration mode

**Parameter:**

Parameter	Description
[enable\login]	Specify the configuration authentication method to the enable command or the login process
[name]	Specifies the sequence name of the configuration operation
[enable\local\none\radius\tacacs]	Specify the authentication sequence, up to four items

**Description:** AAA sets different authentication method sequences for enable and login respectively, and can be configured to ssh\telnet\console\http\https

**Example:**

```
Add an authentication method named tacacs_1 for the login process, and the order is tacacs, radius, none
Switch(config)# aaa authentication login tacacs_1 tacacs+ radius none
```

---

## Authentication management

### View authentication session information

**Command:**

1. **show authentication sessions**
2. **show authentication sessions mac** A:B:C:D:E:F
3. **show authentication sessions session-id** WORD
4. **show authentication sessions interfaces** IF\_NMLPORTS

**Mode:** Privileged EXEC mode

**Parameter:**

Parameter	Description
A:B:C:D:E:F	View the session information of a specified MAC user
WORD	View session information for a specified session ID
IF_NMLPORTS	View session information of the specified port

**Description:** the session information of the current authentication management.

**Example:**

```
Switch# show authentication sessions
```

---

**Global Configuration – Authentication management**

- Enable/disable 802.1X authentication

**Command:**

1. **authentication dot1x**
2. **no authentication dot1x**

**Mode:** global configuration mode

**Parameter:** none

**Description:** Enable/disable global 802.1X authentication function.

**Example:**

```
Switch(config)# authentication dot1x
```

---

- Enable/disable MAC authentication

**Command:**

1. **authentication mac**
2. **authentication mac radius mac-case** (lower|upper)
3. **authentication mac radius mac-delimiter** (colon|dot|hyphen|none) [gap (2|4|6)]
4. **no authentication mac**

**Mode:** global configuration mode

**Parameter:**

Parameter	Description
lower upper	Specify whether the MAC address is in uppercase or lowercase.
colon dot hyphen none	The separator used for MAC address characters . Colon is represented by ":", dot is represented by ".", hyphen is represented by "-", and none is used for no separator.
gap (2 4 6)	Set the number of characters in the MAC address to use as a separator.

**Description:**

- Enable/disable global MAC authentication function.
- enabling , it supports setting the user ID format based on MAC.

**Example:**

```
Switch(config)#authentication mac
Switch(config)# authentication mac radius mac-case upper
Switch(config)# authentication mac radius mac-delimiter colon gap 2
```

---

- Setting up guest VLAN

**Command:**

1. **authentication guest-vlan** <1-4094>
2. **no authentication guest-vlan** <1-4094>

**Mode:** global configuration mode

**Parameter:**

Parameter	Description
<1-4094>	Guest VLAN ID

**Description:** Setting up guest VLAN

**Example:**

```
Switch(config)#authenticationguest-vlan 2
```

---

- Set User Authentication Mode

**Command:** authentication host-mode (multi-session | multi-host | single-host)

**Command:** no authentication host-mode

**Mode:** Port Configuration Mode

**Parameter:**

Parameter	Description
multi-session	MAC-based authentication — each MAC address must authenticate individually
multi-host	Port-based authentication — one success allows all hosts access
single-host	Allows only a single successfully authenticated device per port

**Description:**

Configures the port's user authentication mode based on the desired access behavior.

**Example:**

```
Switch(config-if)# authentication host-mode multi-session
```

---

- Enable guest VLAN

**Command:**

1. **authentication guest-vlan**
2. **no authentication guest-vlan**

**Mode:** Port Configuration Mode**Parameter:** none**Description:** Enable guest VLAN on the port**Example:**

```
Switch(config-if)# authentication guest-vlan
```

---

- o Set the authorized VLAN

**Command:**

1. **authentication radius-attributes vlan** (reject|static)
2. **no authentication radius-attributes vlan**

**Mode:** Port Configuration Mode**Parameter:**

Parameter	Description
reject	Reject Terminal
static	Keep the original VLAN of the host

**Description:** If the RADIUS server authorizes the terminal but does not provide a VLAN, you need to set the authorized VLAN mode on the port.**Example:**

```
Switch(config-if)# radius-attributes vlan reject
```

---

- o Set the authentication method

**Command:**

1. **authentication order mac [dot1x]**
2. **authentication order dot1x [mac]**
3. **no authentication order**

**Mode:** Port Configuration Mode**Parameter:** none

Parameter	Description
MAC-address	MAC address: format A:B:C:D:E:F, such as 00:00:00:00:00:01

**Description:** Enable the port authentication method and perform authentication in the order of configuration.

**Example:**

```
Switch(config-if)# authentication order dot1x mac
```

---

- Setting the authentication method

**Command:**

1. **authentication mac method radius [local]**
2. **authentication mac method local [radius]**
3. **no authentication mac method**

**Mode:** Port Configuration Mode

**Parameter:** none

**Description:** How to enable port MAC authentication , and perform authentication in the order of configuration. **Note:** *Port 802.1X authentication can only use the RADIUS method.*

**Example:**

```
Switch(config-if)# authentication mac method radius local
```

---

- Setting the control mode

**Command:**

1. **authentication port-control** (auto|force-auth|force-unauth)
2. **no authentication port-control**

**Mode:** Port Configuration Mode

**Parameter:**

Parameter	Description
auto	Automatically select authentication control mode
force-auth	Port automatic authentication passed
force-unauth	Port forced to deny authentication

**Description:** Set the port control mode

**Example:**

```
Switch(config-if)# authentication port-control force-auth
```

---

- Enable/disable re-authentication

**Command:**

1. **authentication reauth**
2. **no authentication reauth**

**Mode:** Port Configuration Mode

**Parameter:** none

**Description:** Enable/disable port re-authentication function

**Example:**

```
Switch(config-if)# authentication reauth
```

---

- o Set the maximum number of users

**Command:**

1. **authentication max-hosts** <1-16000>
2. **no authentication max-hosts**

**Mode:** Port Configuration Mode

**Parameter:**

Parameter	Description
<1-16000>	Configure the maximum number of hosts allowed for a port. This is only valid for multi-auth.

**Description:** Set the maximum number of users on a port

**Example:**

```
Switch(config-if)#authentication max-hosts 256
```

---

- o Setting the general timer

**Command:**

1. **authentication timer reauth** <300-2147483647>
2. **no authentication timer quiet**
3. **authentication timer inactive** <60-65535>
4. **no authentication timer inactive**
5. **authentication timer quiet** <0-65535>
6. **no authentication timer quiet**

**Mode:** Port Configuration Mode

**Parameter:**

Parameter	Description
-----------	-------------

<300-2147483647>	Renewal time interval after successful authentication
<60-65535>	Offline time when there is no active message
<0-65535>	Re-authentication interval after authentication failure

**Description:** Set the general timers for the port , including reauthentication time, inactive time interval, and quiet time.

**Example:**

```
Switch(config-if)# authentication timer reauth 3600
Switch(config-if)#authentication timer inactive 60
Switch(config-if)#authentication timer quiet 60
```

- o Setting 802.1X parameters

**Command:**

1. **dot1x timeout tx-period** <1-65535>
2. **no dot1x timeout tx-period**
3. **dot1x timeout supp-timeout** <1-65535>
4. **no dot1x timeout supp-timeout**
5. **dot1x timeout server-timeout** <1-65535>
6. **no dot1x timeout server-timeout**
7. **dot1x max-req** <1-10>
8. **no dot1x max-req**

**Mode:** Port Configuration Mode

**Parameter:**

Parameter	Description
<b>tx-period</b> <1-65535>	Resend EAP request time (in seconds ) , the time the device waits for a response to an Extensible Authentication Protocol (EAP) request/identity frame from the supplicant (client) before resending the request.
<b>supp-timeout</b> <1-65535>	Supplicant timeout (in seconds ) , the time that elapses before an EAP request is resent to the supplicant.
<b>server-timeout</b> <1-65535>	Server timeout ( in seconds) , the time that elapses before the device resends a request to the authentication server.
<b>max-req</b> <1-10>	If no response is received from the client within a certain period of time, the maximum number of times to send an EAP request to the client again.

**Description:** Set the general timers for the port , including reauthentication time, inactive time interval, and quiet time.

**Example:**

```
Switch(config-if)# dot1x tx-period 30
Switch(config-if)# dot1x supp-timeout 30
Switch(config-if)# dot1x server-timeout 30
Switch(config-if)# dot1x max-req 2
```

## MAC – based local users

### Command:

1. **authentication mac local** A:B:C:D:E:F **control** unauth
2. **authentication mac local** A:B:C:D:E:F **control** auth[vlan <1-4094>] [**reauth-period** < 300-2147483647> ] [**inactive-period** <60-65535> ]
3. **no authentication mac local** (A:B:C:D:E:F|all)

**Mode:** global configuration mode

### Parameter:

Parameter	Description
A:B:C:D:E:F	User MAC address
<b>control</b> (unauth auth)	Port control mode, unauth means forced no authentication, as a blacklist, no authentication is allowed; auth means forced authentication, as a whitelist , authentication is skipped directly.
vlan <1-4094>]	users are allowed to access after passing authentication.
<b>reauth-period</b> < 300-2147483647>	Re-authentication time ( unit : seconds) , the re-authentication interval after successful authentication.
<b>inactive-period</b> <60-65535>	Inactive time ( unit : seconds) , offline time when there is no active message.
all	Delete all MAC- based local users with one click.

**Description:** Add/delete MAC – based local users

### Example:

```
Switch(config)# authentication mac local aa:aa:aa:bb:ff:ff control unauth
Switch(config)# authentication mac local aa:aa:aa:bb:ee:ff control auth vlan 5 reauth-period 3600 inactive-period 60
```

---

## DHCP Snooping

### DHCP snooping global configuration

- o Enable/disable DHCP Snooping

### Command:

1. **ip dhcp snooping**
2. **no ip dhcp snooping**

**Mode:** global configuration mode

**Parameter:** none

**Description:** Enable/disable DHCP Snooping function

### Example:

```
Switch(config)# ip dhcp snooping
```

---

- Select VLAN

**Command:** `ip dhcp snooping vlan VLAN-LIST`

**Mode:** global configuration mode

**Parameter:**

Parameter	Description
VLAN-LIST	VLAN, the value range is 1-4094 , it can be a single VLAN or multiple VLANs

**Description:** Enable the DHCP snooping function on the specified VLAN

**Example:**

```
switch(config)# ip dhcp snooping vlan 1-100
```

---

- View DHCP Snooping

**Command:** `show ip dhcp snooping`

**Mode:** privileged EXEC mode

**Parameter:** none

**Description:** View DHCP snooping settings

**Example:**

```
switch # show ip dhcp snooping

DHCP Snooping: disabled
Enable on following Vlans : None
circuit-id default format: vlan-port
remote-id: : c0:74:ad:b9:3b:44 (Switch Mac in Byte Order)
```

---

## Port configuration – DHCP Snooping

- Port trust mode

**Command:**

1. `ip dhcp snooping trust`
2. `no ip dhcp snooping trust`

**Mode:** interface configuration mode

**Parameter:** none

**Description:** Configure the trust mode of the port , the default is not trusted

**Example:**

```
Switch # configure
Switch(config)# interface Ethernet 1/0/1
Switch(config-if)# ip dhcp snooping trust
```

---

- Chaddr check

**Command:** ip dhcp snooping verify mac-address

**Mode:** interface configuration mode

**Parameter:** none

**Description:** Set to check whether the source MAC address of the reported DHCP message frame header is the same as the Chaddr field, which is disabled by default

**Example:**

```
switch(config)# interface Ethernet 1/0/1
switch(config-if)# ip dhcp snooping verify mac-address
```

---

- Port speed limit

**Command:**

1. **ip dhcp snooping rate-limit** <1-300>
2. **no ip dhcp snooping rate-limit**

**Mode:** interface configuration mode

**Parameter:**

Parameter	Description
<1-300>	Limit rate, an integer ranging from 1 to 300

**Description:** Set the rate at which the port processes DHCP packets (pps) , the default is unlimited

**Example:**

```
switch(config)# interface Ethernet 1/0/1
switch(config-if)# ip dhcp snooping rate-limit 30
```

---

- View port configuration

**Command:** show ip dhcp snooping interfaces IF\_PORTS

**Mode:** privileged EXEC mode

**Parameter:**

Parameter	Description
IF_PORTS	Designated interfaces , including Ethernet interfaces, optical interfaces, and aggregation interfaces

**Description:** Check the DHCP snooping settings of the port

**Example:**

```
switch# show ip dhcp snooping interface Ethernet 1/0/1

Interfaces | Trust State | Rate (pps) | hwaddr Check | Insert Option82 |
-----+-----+-----+-----+-----+
eth1/0/1 | Untrusted | None | disabled | disabled |
```

- View DHCP snooping data

**Command:** show ip dhcp snooping interfaces IF\_PORTS statistics

**Mode:** interface configuration mode

**Parameter:**

Parameter	Description
IF_PORTS	Switch interfaces , including electrical ports, optical ports, and aggregation interfaces

**Description:** View the DHCP snooping data of a specified interface

**Example:**

```
switch# show ip dhcp snooping interfaces Ethernet 1/0/1 statistics

switch# show ip dhcp snooping interfaces Ethernet 1/0/1 statistics
Interfaces | Forwarded | Chaddr Check Dropped | Untrust Port Dropped|Untrust Port With Option82 Dropped |
InvalidDrop
-----+-----+-----+-----+-----+
eth1/0/1 | 0 | 0 | 0 | 0 | 0
```

- Clear DHCP snooping data

**Command:** clear ip dhcp snooping interfaces IF\_PORTS statistics

**Mode:** interface configuration mode

**Parameter:**

Parameter	Description
IF_PORTS	Switch interfaces , including electrical ports, optical ports, and aggregation interfaces

**Description:** Clear the DHCP snooping data of the specified interface

**Example:**



- o Adding/Deleting Circuit ID

**Command Syntax:**

```
ip dhcp snooping [vlan <1-4094>] option circuit-id STRING [remote-id STRING] { private }
no ip dhcp snooping [vlan <1-4094>] option circuit-id
```

**Mode:** Interface Configuration Mode

**Parameters:**

Parameter	Description
vlan <1-4094>	VLAN ID, an integer ranging from 1 to 4094.
STRING	Circuit ID value, up to 63 characters, does not support \?/, .
STRING	Remote ID value, up to 63 characters, does not support \?/, .

**Description:** Set or delete custom Circuit ID and Remote ID for the specified interface. Supports two formats: standard (using TLV – Type-Length-Value) and private (only using the value).

**Example:**

```
# Configure the Circuit ID as "portA" and the Remote ID as "PortB" in standard format.
Switch(config)# interface Ethernet 1/0/1
Switch(config-if)# ip dhcp snooping vlan 1 option circuit-id portA remote-id PortB

# Configure the Circuit ID as "portA" and the Remote ID as "PortB" in private format.
Switch(config)# interface Ethernet 1/0/1
Switch(config-if)# ip dhcp snooping vlan 1 option circuit-id portA remote-id PortB private
```

- o Add/Delete Remote ID

**Command:**

1. **ip dhcp snooping option remote-id STRING**
2. **ip dhcp snooping option remote-id STRING private**
3. **no ip dhcp snooping option remote-id**

**Mode:** global configuration mode

**Parameter:**

Parameter	Description
STRING	Remote ID value, up to 63 characters, "\?/, characters are not supported.

**Description:** Set the Remote ID of the switch in standard or private format . The standard format uses TLV ( type-length-value ), while the private format only uses value. The default is the switch MAC address.

**Example:**

```
Configure remote-id to the standard format of DUT1@AAAa
switch(config)# ip dhcp snooping option remote-id DUT1@AAAa
Configure remote-id to the private format of DUT1@AAAa
switch(config)# ip dhcp snooping option remote-id DUT1@AAAa private
```

- View Remote ID

**Command:** do show ip dhcp snooping option remote-id

**Mode:** global configuration mode

**Parameter:** none

**Description:** View the remote ID of the switch

**Example:**

```
switch(config)# do show ip dhcp snooping option remote-id
Remote ID: test_remote
```

---

## Configure database

- Save to flash

**Command:** ip dhcp snooping database flash

**Mode:** global configuration mode

**Parameter:** none

**Description:** Save DHCP Snooping to flash

**Example:**

```
Switch(config)# ip dhcp snooping database flash
```

---

- Save to TFTP server

**Command:** ip dhcp snooping database tftp (A.B.C.D|HOSTNAME)NAME

**Mode:** global configuration mode

**Parameter:**

Parameter	Description
ABCD HOSTNAME	IP address or hostname of the TFTP server
name	saved to the TFTP server

**Description:** Save DHCP Snooping to TFTP Server

**Example:**

```
Switch(config)# ip dhcp snooping database tftp 192.168.5.231 switch_backup
```

---

- The waiting time after configuring table entries to be updated

**Command:**

1. ip dhcp snooping database write-delay <15-86400>
2. no ip dhcp snooping database write-delay

**Mode:** global configuration mode

**Parameter:**

Parameter	Description
<15-86400>	The waiting time after the DHCP snooping table is updated , the value range is an integer from 15 to 86400 , and the default is 300 seconds

**Description:**

1. Set the waiting period after DHCP snooping entries are updated
2. **no ip dhcp snooping databasewrite-delay:** reset the waiting time to the default 300 seconds

**Example:**

```
switch(config)# ip dhcp snooping database write-delay 60
```

---

- Configure how long to retry write operations

**Command:**

1. ip dhcp snooping database timeout <0-86400>
2. no ip dhcp snooping database timeout

**Mode:** global configuration mode

**Parameter:**

Parameter	Description
<0-86400>	DHCP Snooping table fails, the duration of the re-attempted write operation. The value range is an integer from 0 to 86400, and the default is 300 seconds.

**Description:**

1. Set the duration of retrying the write operation after the failed attempt to write the DHCP snooping table
2. **no ip dhcp snooping database timeout:** reset the duration to the default 300 seconds

**Example:**

```
Switch(config)# ip dhcp snooping database timeout 600
```

---

- Viewing DHCP snooping entries

**Command:** show ip dhcp snooping database

**Mode:** privileged EXEC mode

**Parameter:** none

**Description:** Viewing DHCP Snooping Entries

**Example:**

```
switch# show ip dhcp snooping database
```

---

- Clear DHCP snooping entries

**Command:** clear ip dhcp snooping database statistics

**Mode:** privileged EXEC mode

**Parameter:** none

**Description:** Clearing DHCP Snooping Entries

**Example:**

```
switch# clear ip dhcp snooping database statistics
```

---

- Read DHCP snooping entries

**Command:** renew ip dhcp snooping database

**Mode:** privileged EXEC mode

**Parameter:** none

**Description:** Read DHCP Snooping entries from the saved database file

**Example:**

```
Switch# show ip dhcp snooping database
```

```
Type : None  
FileName:  
Write delay Timer : 300 seconds  
Abort Timer : 300 seconds
```

```
Agent Running : None  
Delay Timer Expiry : Not Running  
Abort Timer Expiry : Not Running
```

```
Last Succeeded Time : None  
Last Failed Time : None  
Last Failed Reason :
```

```
Total Attempts : 0  
Successful Transfers : 0 Failed Transfers : 0  
Successful Reads : 0 Failed Reads : 0  
Successful Writes : 0 Failed Writes : 0
```

```
Switch# show ip dhcp snooping binding
```

```
Bind Table: Maximum Binding Entry Number 256  
Port | VID | MAC Address | IP | Type |  
-----+-----+-----+-----+-----+-----  
eth1/0/1|1|48:5B:39:C7:12:62|192.168.1.100(255.255.255.255)|DHCP Snooping|86400
```

- Display the binding entries learned by DHCP snooping

**Command:** show ip dhcp snooping binding

**Mode:** privileged EXEC mode

**Parameter:** none

**Description:** Display the binding entries learned by DHCP snooping

**Example:**

```
Switch# show ip dhcp snooping binding
```

```
Bind Table: Maximum Binding Entry Number 256  
Port | VID | MAC Address | IP | Type |  
-----+-----+-----+-----+-----+-----  
eth1/0/1|1|48:5B:39:C7:12:62|192.168.1.100(255.255.255.255)|DHCP Snooping|86400
```

## DHCPv6 Snooping

### DHCPv6 Snooping Global Configuration

- Enable/disable DHCPv6 Snooping

**Command:**

1. **IPv6 DHCP snooping**
2. **no ipv6 dhcp snooping**

**Mode:** global configuration mode

**Parameter:** none

**Description:** Enable/disable DHCPv6 snooping

**Example:**

```
Switch(config)# ipv6 dhcp snooping
```

---

- Select VLAN

**Command:** `ipv6 dhcp snooping vlan VLAN-LIST`

**Mode:** global configuration mode

**Parameter:**

Parameter	Description
VLAN-LIST	VLAN, the value range is 1-4094 , it can be a single VLAN or multiple VLANs

**Description:** Enable DHCPv6 Snooping on a specified VLAN

**Example:**

```
switch(config)# ipv6 dhcp snooping vlan 1-100
```

---

- View DHCP Snooping

**Command:** `show ipv6 dhcp snooping`

**Mode:** Privileged EXEC mode

**Parameter:** none

**Description:** Checking the DHCPv6 Snooping Settings

**Example:**

```
switch# show ipv6 dhcp snooping DHCP

DHCPv6 Snooping : disabled
Enable on following Vlans : None
circuit-id default format: vlan-port
remote-id: : c0:74:ad:b9:3b:44
```

---

## Port Configuration – DHCPv6 Snooping

- Port Trust Mode

**Command:**

1. **ipv6 dhcp snooping trust**
2. **no ipv6 dhcp snooping trust**

**Mode:** Interface Configuration Mode

**Parameter:** none

**Description:** Configure the port trust mode , the default is not trusted.

**Example:**

```
Switch# configure
Switch(config)# interface Ethernet 1/0/1
Switch(config-if)# ipv6 dhcp snooping trust
```

- o Port rate limit

**Command:**

1. **ipv6 dhcp snooping rate-limit <1-300>**
2. **no ipv6 dhcp snooping rate-limit**

**Mode:** Interface Configuration Mode

**Parameter:**

Parameter	Description
<1-300>	limit is an integer ranging from 1 to 300.

**Description:** Set the port's processing rate for DHCPv6 messages ( pps ). The default is unlimited.

**Example:**

```
switch(config)# interface Ethernet 1/0/1
switch(config-if)# ipv6 dhcp snooping rate-limit 30
```

- o View port configuration

**Command:** **show ipv6 dhcp snooping interfaces IF\_PORTS**

**Mode:** Privileged EXEC mode

**Parameter:**

Parameter	Description
IF_PORTS	Specify interfaces , including Ethernet interfaces, optical interfaces, and aggregate interfaces.

**Description:** Check the DHCPv6 Snooping settings of the port.

**Example:**

```
switch# show ipv6 dhcp snooping interface Ethernet 1/0/1

Interfaces | Trust State | Rate (pps) | Insert Option18 | Insert Option37 |
-----+-----+-----+-----+-----+
eth1/0/1 | Untrusted | 30 | disabled | disabled |
```

- o Viewing DHCPv6 Snooping Data

**Command:** show ipv6 dhcp snooping interfaces IF\_PORTS statistics

**Mode:** Interface Configuration Mode

**Parameter:**

Parameter	Description
IF_PORTS	Switch interfaces , including electrical interfaces, optical interfaces, and aggregation interfaces.

**Description:** Check the DHCPv6 Snooping data of a specified interface.

**Example:**

```
switch# show ipv6 dhcp snooping interfaces Ethernet 1/0/1 statistics

Interfaces | Forwarded | Untrust Port Dropped | Untrust Port With Option18 Dropped | Untrust Port With
Option37 Dropped | Invalid Drop
-----+-----+-----+-----+-----+
eth1/0/1 | 0 | 0 | 0 | 0 | 0
```

- o Clear DHCPv6 Snooping Data

**Command:** clear ipv6 dhcp snooping interfaces IF\_PORTS statistics

**Mode:** Interface Configuration Mode

**Parameter:**

Parameter	Description
IF_PORTS	Switch interfaces , including electrical interfaces, optical interfaces, and aggregation interfaces.

**Description:** Clear DHCPv6 Snooping data for a specified interface.

**Example:**

```
switch# clear ipv6 dhcp snooping interfaces Ethernet 1/0/1 statistics

switch# show ipv6 dhcp snooping interfaces Ethernet 1/0/1 statistics
Interfaces | Forwarded | Untrust Port Dropped | Untrust Port With Option18 Dropped | Untrust Port With
Option37 Dropped | Invalid Drop
-----+-----+-----+-----+-----+
eth1/0/1 | 0 | 0 | 0 | 0 | 0
```

## Configure Option 37 – DHCPv6 Snooping

- Enable/disable Option 37

### Command:

1. **ipv6 dhcp snooping option remote-id enable**
2. **no ipv6 dhcp snooping option remote-id enable**

**Mode:** Interface Configuration Mode

**Parameter:** none

**Description:** Enable /disable Option 37 function on the specified interface.

### Example:

```
Switch# configure
Switch(config)# interface Ethernet 1/0/1
Switch(config-if)# ipv6 dhcp snooping option remote-id enable
```

---

- Option 37 mode

**Command:** **ipv6 dhcp snooping option remote-id action (drop|keep|replace)**

**Mode:** Interface Configuration Mode

### Parameter:

Parameter	Description
<b>drop</b>	If the message contains Option 37 , the message will be discarded directly.
<b>keep</b>	If the message contains Option 37 , keep Option 37 unchanged and forward it.
<b>replace</b>	If the message contains Option 37 , replace the original Option 37 in the message and forward it.

**Description:** Set the processing of the received message when it contains Option 37. Supports discard, keep and replace. The default is discard.

### Example:

```
switch(config)# interface Ethernet 1/0/1
switch(config-if)# ipv6 dhcp snooping option remote-id action replace
```

---

- Add/Delete Remote ID

### Command:

1. **ipv6 dhcp snooping option remote-id STRING**
2. **no ipv6 dhcp snooping option remote-id**

**Mode:** global configuration mode

### Parameter:

Parameter	Description
STRING	Remote ID value, up to 63 characters, supports input ./:-{ }

**Description:** Set the switch Remote ID, the default is the switch MAC address.

**Example:**

```
switch(config)# ipv6 dhcp snooping option remote-id test_remote.
```

---

- View Remote ID

**Command:** show ipv6 dhcp snooping option remote-id

**Mode:** Privileged EXEC mode

**Parameter:** none

**Description:** Check the switch remote ID

**Example:**

```
switch# show ipv6 dhcp snooping option remote-id
Remote ID: test_remote
```

---

## Configure Option 18 – DHCPv6 Snooping

- Enable/disable Option 18

**Command:**

1. **ipv6 dhcp snooping option interface-id enable**
2. **no ipv6 dhcp snooping option interface-id enable**

**Mode:** Interface Configuration Mode

**Parameter:** none

**Description:** Enable/disable Option 18 function on the specified interface.

**Example:**

```
Switch# configure
Switch(config)# interface Ethernet 1/0/1
Switch(config-if)# ipv6 dhcp snooping option interface-id enable
```

---

- Option 18 mode

**Command:** ipv6 dhcp snooping option interface-id action (drop|keep|replace)

**Mode:** Interface Configuration Mode

**Parameter:**

Parameter	Description
<b>drop</b>	If the message contains Option 18, the message will be discarded directly.
<b>keep</b>	If the message contains Option 18, the message is forwarded without changing Option 18.
<b>replace</b>	If the message contains Option 18, replace the original Option 18 in the message and forward it.

**Description:** Set the processing of the received message when it contains Option 18. Supports discard, keep and replace. The default is discard.

**Example:**

```
switch(config)# interface Ethernet 1/0/1
switch(config-if)# ipv6 dhcp snooping option interface-id action replace
```

- 
- Add/remove Option 18

**Command:**

1. **ipv6 dhcp snooping option interface-id format standard** WORD<3-63>
2. **ipv6 dhcp snooping option interface-id format extended** WORD<3-63>
3. **no ipv6 dhcp snooping option interface-id**

**Mode:** global configuration mode

**Parameter:**

Parameter	Description
<i>standard</i> WORD<3-63>	Interface ID value, in the format of VLANn, where n comes from the VLAN added to DHCPv6 Snooping.
<i>extended</i> WORD <3-63>	Interface ID value, 3 to 63 characters.

**Description:** Set the custom interface ID of the specified interface . In the standard format, the value must be a VLAN that has been added to DHCP v6 Snooping , and the letters must be uppercase. In the extended format, any legal character can be entered.

**Example:**

```
switch(config)# interface Ethernet 1/0/1
switch(config-if)# ip v 6 dhcp snooping option interface-id format standard VLAN155
switch(config-if)# ip v 6 dhcp snooping option interface-id format extended test
switch(config-if)# no ipv6 dhcp snooping option interface-id
```

- 
- View Interface ID

**Command:** show ipv6 dhcp snooping option interface-id

**Mode:** Privileged EXEC mode

**Parameter:** none

**Description:** View the switch interface ID

**Example:**

```
switch# show ipv6 dhcp snooping option interface-id

Interfaces | Interface ID |
-----+-----+
eth1/0/9 | VLAN155 |
-----+-----+
eth1/0/10 | test |
```

---

## Configure DHCPv6 Snooping Entries

- Check the binding entries learned by DHCPv6 Snooping

**Command:** `show ipv6 dhcp snooping binding`

**Mode:** Privileged EXEC mode

**Parameter:** none

**Description:** Check the binding entries learned by DHCPv6 Snooping.

**Example:**

```
switch# show ipv6 dhcp snooping binding

Bind Table: Maximum Binding Entry Number 256
Interface: eth1/0/2
Vlan: 1
MAC : 54:05:DB:91:14:15
IPv6 : 2409:8754:3020:51::8d
Type : DHCP Snooping
Lease Time: 491
```

---

## Configure database

- Saving DHCP Snooping Entries to Flash

**Command Syntax:** `ip dhcp snooping database flash`

**Mode:** Privileged EXEC mode

**Parameters:** None

**Description:** Save DHCPv6 Snooping entries to flash memory to retain the entries permanently.

**Example:**

```
Switch(config)#ip dhcp snooping database flash
```

---

- Saving to TFTP Server

**Command Syntax:** ip dhcp snooping database tftp (ABCD|HOSTNAME)NAME

**Mode:** Global Configuration Mode

**Parameters:**

Parameter	Description
`ABCD	HOSTNAME`
NAME	File name to be saved on the TFTP server.

**Description:** Save DHCPv6 Snooping entries to a specified TFTP server.

**Example:**

```
Switch(config)# ip dhcp snooping database tftp 192.168.5.231 switch_backup
```

---

- Waiting Time After Configuring Table Entry Update

**Command Syntax:**

1. ip dhcp snooping database write-delay <15-86400>
2. no ip dhcp snooping database write-delay

**Mode:** Global Configuration Mode

**Parameters:**

Parameter	Description
<15-86400>	Time in seconds after the DHCPv6 Snooping table is updated. Range: 15 to 86400 (default: 300 seconds).

**Description:**

1. Set the waiting time after DHCPv6 Snooping entries are updated.
2. Reset the waiting time to the default value of 300 seconds.

**Example:**

```
# Set the waiting time to 60 seconds.  
Switch(config)# ip dhcp snooping database write-delay 60
```

---

- Configuring the Duration of Retrying Write Operations

**Command Syntax:**

1. ip dhcp snooping database timeout <0-86400>
2. no ip dhcp snooping database timeout

**Mode:** Global Configuration Mode

**Parameters:**

Parameter	Description
<0-86400>	Duration (in seconds) for retrying to write to the DHCPv6 Snooping table after a failed attempt. Range: 0 to 86400 (default: 300 seconds).

**Description:**

1. Set the duration for retrying to write to the DHCPv6 Snooping table after a failed attempt.
2. Reset the duration to the default value of 300 seconds.

**Example:**

```
# Set the retry duration to 600 seconds.  
Switch(config)# ip dhcp snooping database timeout 600
```

- 
- Checking DHCPv6 Snooping Entries

**Command Syntax:** show ip dhcp snooping database

**Mode:** Privileged EXEC mode

**Parameters:** None

**Description:** Check the current DHCPv6 Snooping entries.

**Example:**

```
Switch# show ip dhcp snooping database
```

- 
- Clearing DHCPv6 Snooping Entries

**Command Syntax:** clear ip dhcp snooping database statistics

**Mode:** Privileged EXEC mode

**Parameters:** None

**Description:** Clear the statistics for DHCPv6 Snooping entries.

**Example:**

```
Switch# clear ip dhcp snooping database statistics
```

- 
- Reading DHCPv6 Snooping Entries

**Command Syntax:** renew ip dhcp snooping database

**Mode:** Privileged EXEC mode

**Parameters:** None

**Description:** Load and display DHCPv6 Snooping entries from the saved database file.

**Example:**

```
# Show the current DHCPv6 Snooping database information.
Switch# show ip dhcp snooping database

Type : None
FileName :
Write delay Timer : 300 seconds
Abort Timer : 300 seconds

Agent Running : None
Delay Timer Expiry : Not Running
Abort Timer Expiry : Not Running

Last Succeeded Time : None
Last Failed Time : None
Last Failed Reason :

Total Attempts      :      0
Successful Transfers :      0   Failed Transfers :      0
Successful Reads    :      0   Failed Reads    :      0
Successful Writes   :      0   Failed Writes   :      0
```

```
# Display the IPv6 DHCP Snooping binding table.
Switch# show ipv6 dhcp snooping binding
```

```
Bind Table: Maximum Binding Entry Number 256
Interface : eth1/0/16
Vlan : 1
MAC : 28:54:71:DD:56:31
MACMASK : FF:FF:FF:FF:FF:FF
IPv6: 2409:8754:3020:51:ee74:d7ff:0:6c6
IPv6MASK: 128
Type: DHCPv6 Snooping
Lease Time: 3597
```

- Displaying DHCPv6 Snooping Binding Entries

**Command Syntax:** show ipv6 dhcp snooping binding

**Mode:** Privileged EXEC mode

**Parameters:** None

**Description:** Displays the binding entries learned by DHCPv6 Snooping.

**Example:**

```
Switch# show ipv6 dhcp snooping binding

Bind Table: Maximum Binding Entry Number 256
Interface : eth1/0/16
Vlan: 1
MAC : 28:54:71:DD:56:31
MACMASK : FF:FF:FF:FF:FF:FF
IPv6: 2409:8754:3020:51:ee74:d7ff:0:6c6
IPv6MASK : 128
Type : DHCPv6 Snooping
Lease Time: 3597
```

# MAINTENANCE

## Upgrade

### Configure the firmware upgrade method

**Command:** upgrade protocol [ http | https | tftp | ftp | ftps ]

**Mode:** global configuration mode

**Parameter:**

Parameter	Description
http	via http protocol
https	via https protocol
tftp	via tftp protocol
ftp	Upgrade via FTP
ftps	via ftps protocol , only refers to explicit ftps

**Description:** Configure the firmware upgrade method. The default upgrade method is https.

**Example:**

```
Set the upgrade method to HTTP
Switch(config)# upgrade protocol http
```

---

### Configure the firmware server path , username, and password

**Command:**

1. **upgrade server** [ip v4 -addr|hostname|ip v6 -addr]
2. **upgrade server** [ip v4 -addr|hostname|ip v6 -addr][USERNAME] [PASSWORD]

**Mode:** global configuration mode

**Parameter:**

Parameter	Description
ipv4 -addr	Specify the firmware server IPv4 address
hostname	Specify the firmware server host address
ipv6 -addr	Specify the firmware server IPv6 address
USERNAME	username
PASSWORD	password

**Description:** Set the IP address or URL of the firmware (software) upgrade server, the default address is fm.grandstream.com/gs

**Example:**

```
Set the update server address to fm.grandstream.com/gs
Switch(config)# upgrade server fm.grandstream.com/gs
```

```
Set the server username to admin The password is admin 123
Switch(config)# upgrade server fm.grandstream.com/gs admin admin123
```

---

## Configure DHCP option upgrade

**Command:** upgrade dhcpoverride [disable | enable | enablefallback]

**Mode:** global configuration mode

**Parameter:**

Parameter	Description
disable	Disable DHCP Option Upgrade
enable	Enable DHCP Option upgrade
enable fallback	Set the upgrade method of DHCP Option to be used first, fall back when it fails, and use the local firmware server address to upgrade

**Description:** Set the DHCP Option upgrade method, the default is to enable DHCP Option upgrade.

**Example:**

```
Enable DHCP Option upgrade
Switch(config)# upgrade dhcpoverride enable
```

---

## Configuration upgrade immediately

**Command:** upgrade [hostname]

**Mode:** privileged EXEC mode

**Parameter:**

Parameter	Description
hostname	(Optional) Specify the firmware server address

**Description:** firmware server address for immediate upgrade

**Example:**

```
Switch#upgrade
System: upgrade firmware. Do you want to upgrade now? (y/n)
```

---

## Configuration appointment upgrade

**Command:**

1. **schedule use id {id} provision**
2. **no schedule use provision**

**Mode:** privileged EXEC mode**Parameter:** none**Description:**

1. **schedule use id {id} provision** : Refer to the time policy for appointment upgrade.
2. **no schedule use provision** : Close appointment upgrade.

**Example:**

```
Enable appointment escalation ( reference strategy 1 )
Switch # config
Switch(config)# schedule use id 1 provision

Close Appointment Upgrade
Switch(config)# no schedule use provision
```

---

**View upgrade configuration****Command:** show upgrade**Mode:** privileged EXEC mode**Parameter:** none**Description:** View upgrade configuration**Example:**

```
switch # show upgrade
```

---

**Diagnosis****Log**

- Configure global log on/off

**Command:**

1. **[no] logging** [buffered | console | file]
2. **show logging**

**Mode:** global configuration mode**Parameter:**

Parameter	Description
buffered	buffer logging
console	Serial port print record
file	file logging

**Description:**

1. **[no] logging** [buffered | console | file]: enable /disable the global log function
2. By default, the global log function is enabled

**Example:**

```
Switch > enable
Switch# configure
Switch (config) # logging
Switch (config) # no logging
Switch# show logging
```

- 
- o Clear log

**Command:** clear logging [ buffered | file]

**Mode:** privileged EXEC mode

**Parameter:**

Parameter	Description
buffered	buffer logging
file	file logging

**Description:** Clear log messages in RAM and FLASH

**Example:**

```
Switch > enable
Switch# clear logging buffered
Switch# clear logging file
```

- 
- o Configure logging level

**Command:** logging [buffered | console | file] [severity sev]

**Mode:** global configuration mode

**Parameter:**

Parameter	Description
buffered	buffer logging
console	Serial port print record
file	file logging

severity sev

Specify the log level, the value range is 0-7

**Description:** Configure the switch to record different levels of log information, including the following eight different levels of information:

- o 0 : Emergency
- o 1 : Alert
- o 2 : Critical
- o 3 : Error
- o 4 : Warning
- o 5 : Notice
- o 6 : Information
- o 7 : Debug

**Example:**

```
Switch(config)# logging buffered severity 7
Switch(config)# logging file severity 7
```

- 
- o Configuring Log Aggregation

**Command Syntax:**

1. logging aggregation
2. no logging aggregation

**Mode:** Global Configuration Mode

**Parameters:** None

**Description:** Configure whether to aggregate identical logs into one log entry.

**Example:**

```
Switch(config)# logging aggregation
```

- 
- o Configuring Log Aggregation Timeout

**Command Syntax:** logging aggregation aging-time <15-3600>

**Mode:** Global Configuration Mode

**Parameters:**

Parameter	Description
<15-3600>	The timeout for log aggregation, in seconds. Range: 15 to 3600 (default: 60 seconds).

**Description:** Configure the timeout period for log aggregation. Logs generated within this period will be aggregated into a single log entry.

**Example:**

```
Switch(config)# logging aggregation aging-time 60
```

---

- Configure remote server

**Command:**

1. **logging host** [ip-addr | hostname] [ **facility** facility] [ **port** port] [severity sev]
2. **no logging host** [ip-addr | hostname]

**Mode:** global configuration mode**Parameter:**

Parameter	Description
ip-addr	Specifies the log server IPv4 address
hostname	Specifies the URL of the log server
facility	Specify the recording tool of the log server, there are 8 local 0-7 , the default is Local 7
port	Specify the port number of the log server, the value range is an integer from 1 to 65535 , and the default is 514
severity sev	Specify the minimum log level, a total of eight levels from 0 to 7 , respectively: <ul style="list-style-type: none"> <li>• 0 : Emergency</li> <li>• 1 : Alert</li> <li>• 2 : Critical</li> <li>• 3 : Error</li> <li>• 4 : Warning</li> <li>• 5 : Notice</li> <li>• 6 : Information</li> <li>• 7 : Debug</li> </ul>

**Description:** use this command to configure a remote logging server to capture and store system log messages.**Example:**

```
#Add a remote logging server with IP address 192.168.1.10, set severity to debug (level 7):
Switch(config)# logging server 1 host 192.168.1.10 severity 7

#Remove the logging server configuration:
Switch(config)# no logging server 1
```

---

- View log configuration information

**Command:** show logging [buffered | file]**Mode:** privileged EXEC mode**Parameter:**

Parameter	Description
buffered	buffer logging
file	file logging

**Description:** View log configuration information

**Example:**

```
Switch# show logging
```

---

## Mirror

- Configuring Remote VLAN

**Command Syntax:**

1. mirror remote-vlan VLAN-LIST
2. no mirror remote-vlan VLAN-LIST

**Mode:** Global Configuration Mode

**Parameters:**

Parameter	Description
VLAN-LIST	Remote VLAN, an integer from 1 to 4094. Must exist on the switch. VLAN 1 is not recommended.

**Description:** Set the remote VLAN, which is only effective for remote mirroring (RSPAN).

**Example:**

```
# Configure remote VLAN 2.Switch(config)# mirror remote-vlan 2
```

---

- Configuring Local Mirroring (SPAN)

**Command Syntax:**

1. mirror session Session-ID source interface {Ethernet|LAG} interface-id {both|rx|tx}
2. mirror session Session-ID destination interface {Ethernet|LAG} interface-id allow-ingress
3. no mirror session (Session-ID | all)

**Mode:** Global Configuration Mode

**Parameters:**

Parameter	Description
Session-ID	Mirror group, value range: 1-4.
source	Source port (mirrored port).
{Ethernet LAG} interfaced-id	Switch port numbers, including Ethernet ports and aggregate interfaces
destination	Destination port (monitored port). Note: GWN7801(P)/GWN7802(P)/GWN7803(P) do not support aggregation ports, but other models support aggregation ports
both	Monitor both inbound and outbound traffic on the source port.

Parameter	Description
rx	Monitor incoming traffic on the source port.
tx	Monitor outgoing traffic on the source port.
allow-ingress	Allow receiving traffic from the destination port.

**Description:**

- Use the no mirror session configuration command to clear the mirror group configuration.
- Use the no mirror session source configuration command to delete the Mirror source port.
- Use the no mirror session destination configuration command to delete the Mirror destination port.

**Note:** When configuring the destination port of the mirror, there is an allow-ingress parameter. After this configuration, this port can receive messages from the connected device. In other words, after this configuration, the device connected to this port can communicate normally

**Example:**

```
# Enter global configuration mode.
Switch# configure

# Configure the mirror source port (Ethernet 1/0/2) to monitor both directions.
Switch(config)# mirror session 1 source interface Ethernet 1/0/2 both

# Configure the mirror destination port (Ethernet 1/0/4) with allow-ingress.
Switch(config)# mirror session 1 destination interface Ethernet 1/0/4 allow-ingress

# Exit global configuration mode.
Switch(config)# exit

# Delete the mirror session 1.
Switch(config)# no mirror session 1

# Delete all mirror sessions.
Switch(config)# no mirror session all

# Delete the mirror source port (Ethernet 1/0/2).
Switch(config)# no mirror session 1 source interface Ethernet 1/0/2 both

# Delete the mirror destination port (Ethernet 1/0/4).
Switch(config)# no mirror session 1 destination interface Ethernet 1/0/4
```

- 
- Viewing Mirror Group Configuration

**Command Syntax:**

1. show mirror
2. show mirror session Session-ID

**Mode:** Global Configuration Mode

**Parameters:**

Parameter	Description
Session-ID	Mirror group, value range: 1-4.

**Description:**

Check the configuration of the mirror group(s).

**Example:**

```
# View all mirror entries.
Switch# show mirror

# View specific mirror session (Session-ID 1).
Switch# show mirror session 1
```

---

## Cable detection

**Command:** show cable-diag interfaces Ethernet interfaced-id

**Mode:** privileged EXEC mode

**Parameter:**

Parameter	Description
<i>interfaced-id</i>	port number, such as 1/0/1

**Description:** View cable tests for ports.

**Example:**

```
the cable detection result of port 1/0/1
Switch# show cable-diag interfaces Ethernet 1/0/1
Port | Speed | Local pair | Pair length |
-----+-----+-----+-----+-----
eth1/0/1 | auto | Pair A | 0.98 |
Pair B | 0.97 | Open
Pair C | 1.05 | Open
Pair D | 0.98 | Open
```

---

## Optical Module

**Command:** show fiber-transceiver interfaces *interfaced-id*

**Mode:** Privileged EXEC mode

**Parameter:**

Parameter	Description
<i>interfaced-id</i>	Port number, such as 1/0/1

**Description:** View the optical module of the specified optical port.

**Example:**

```
the optical module on port 1/0/25
Switch# show cable-diag interfaces Ethernet 1/0/25
```

---

## Ping Watchdog

- Configuring the Port to Ping the Watchdog IP Address

**Command Syntax:** ping watchdog ip address ABCD

**Mode:** Interface Configuration Mode

**Parameters:**

Parameter	Description
ABCD	IP address to be used for the Ping watchdog.

**Description:**

Enable the port's Ping watchdog function and set the specified IP address for the watchdog to monitor.

**Example:**

```
# Enable and configure the Ping watchdog for port 1 with IP address 192.168.70.7.
Switch# configure
Switch(config)# interface Ethernet 1/0/1
Switch(config-if)# ping watchdog ip address 192.168.70.7
```

---

- Configuring the Port Packet Sending Interval

**Command Syntax:** ping watchdog ip address ABCD interval <30-3600>

**Mode:** Interface Configuration Mode

**Parameters:**

Parameter	Description
ABCD	Ping watchdog IP address of the port.
<30-3600>	The packet sending interval in seconds, range: 30 to 3600 (default: 30 seconds).

**Description:**

Configure the interval for sending packets from the port when using the Ping watchdog function.

**Example:**

```
# Enable and configure the ping watchdog packet sending interval of port 1 to 30 seconds.
Switch# configure
Switch(config)# interface Ethernet 1/0/1
Switch(config-if)# ping watchdog ip address 192.168.70.7 interval 30
```

---

- Configuring the Port Startup Delay Time

**Command Syntax:** ping watchdog ip address ABCD delaytime <60-3600>

**Mode:** Interface Configuration Mode

**Parameters:**

Parameter	Description
ABCD	Ping watchdog IP address of the port.
<60-3600>	Port startup delay time in seconds, range: 60 to 3600 (default: 60 seconds).

**Description:**

Configure the startup delay time for the port when using the Ping watchdog function.

**Example:**

```
# Enable and configure the ping watchdog startup delay time of port 1 to 60 seconds.
Switch# configure
Switch(config)# interface Ethernet 1/0/1
Switch(config-if)# ping watchdog ip address 192.168.70.7 delaytime 60
```

- 
- o Configuring port retry times

**Command Syntax:** ping watchdog ip address ABCD retry <1-10>

**Mode:** Interface Configuration Mode

**Parameters:**

Parameter	Description
ABCD	Ping watchdog IP address of the port.
<1-10>	The number of retry attempts, range: 1 to 10 (default: 2 times).

**Description:**

Configure the number of retry attempts for the port when using the Ping watchdog function.

**Example:**

```
# Enable and configure the ping watchdog retry count for port 1 to 6 times.
Switch# configure
Switch(config)# interface Ethernet 1/0/1
Switch(config-if)# ping watchdog ip address 192.168.70.7 retry 6
```

- 
- o Configuring Port Disable Time

**Command Syntax:** ping watchdog ip address ABCD forbidtime <5-30>

**Mode:** Interface Configuration Mode

**Parameters:**

Parameter	Description
ABCD	Ping watchdog IP address of the port.
<5-30>	Port disable time in seconds, range: 5 to 30 (default: 5 seconds).

**Description:**

Configure the port disable time for the Ping watchdog function.

### Example:

```
# Enable and configure the ping watchdog disable time for port 1 to 5 seconds.
Switch# configure
Switch(config)# interface Ethernet 1/0/1
Switch(config-if)# ping watchdog ip address 192.168.70.7 forbidtime 5
```

---

- Disabling Port Ping Watchdog

**Command Syntax:** no ping watchdog ip address ABCD

**Mode:** Interface Configuration Mode

**Parameters:** None

**Description:** Disable the port Ping watchdog function.

### Example:

```
# Disable the ping watchdog for port 1.
Switch# configure
Switch(config)# interface Ethernet 1/0/1
Switch(config-if)# no ping watchdog
```

---

- Viewing Port Ping Watchdog

**Command Syntax:** show ping watchdog Ethernet IF\_PORTS

**Mode:** Interface Configuration Mode

**Parameters:**

Parameter	Description
IF_PORTS	Switch ports, including electrical and optical ports.

**Description:** View Ping watchdog information for a specified port.

### Example:

```
# View the Ping watchdog information for port 1.
Switch# show ping watchdog Ethernet 1/0/1
```

```
Port      | Ping Watchdog State
-----+-----
eth1/0/1 | disabled

Ping Watchdog Config | VALUE
-----+-----
IP address           |
Packet sending interval | 30
Start-up delay time  | 60
Number of retries    | 2
Forbidden time       | 5
```

---

## Backup and Restore

### Backup and upload files

#### Command Syntax:

1. copy [flash:// | tftp://] [flash:// | tftp://]
2. copy tftp:// [backup-config | running-config | startup-config]
3. copy [backup-config | running-config | startup-config] tftp://
4. copy [backup-config | startup-config] running-config
5. copy [backup-config | running-config] startup-config
6. copy [running-config | startup-config] backup-config
7. copy tech-support tftp://

**Mode:** Privileged EXEC mode

#### Parameters:

Parameter	Description
flash://	Specifies the file stored in the flash memory.
tftp://	Specifies the file path on the remote TFTP server, such as tftp://192.168.1.111/remote_file_name.
backup-config	Backup configuration file.
running-config	Running configuration file.
startup-config	Startup configuration file.

#### Description:

- Back up or upload configuration files between flash memory and a TFTP server.
- The command copy tech-support tftp:// generates a debugging file and copies it to the specified TFTP server.

#### Example:

```
# Back up a file from flash to a TFTP server.  
Switch# copy flash://dsa2 tftp://192.168.1.111/dsa2  
Uploading file. Please Wait...  
Uploading Done.
```

### Delete files

**Command:** delete [startup-config | backup-config | flash://]

**Mode:** privileged EXEC mode

#### Parameter:

Parameter	Description
flash://	Specifies the file stored in flash
startup-config	launch configuration
backup-config	backup configuration

**Description:** Delete configuration files or files stored in flash.

**Example:**

```
delete backup configuration file  
Switch# delete backup-config
```

---

## Restore factory

**Command:** restore-defaults [ interfaces IF\_PORTS ]

**Mode:** privileged EXEC mode

**Parameter:**

Parameter	Description
Interfaces IF_PORTS	Specify the port to perform the factory reset operation

**Description:** Restores factory defaults for all systems. This command is equivalent to **delete startup-config**

**Example:**

```
Switch#restore-defaults  
Restore Default Success. Do you want to reboot now? (y/n)n
```

---

## Save configuration

**Command:** save

**Mode:** privileged EXEC mode

**Parameter:** none

**Description:** Save the running configuration to the startup configuration file.

**Example:**

```
Switch # save  
Success
```

---

## SNMP

### View SNMP configuration

**Command:** show snmp

**Mode:** privileged EXEC mode

**Parameter:** none

**Description:** View the status of Simple Network Management Protocol (SNMP)

**Example:**

```
Switch # show snmp
SNMP is enabled.
```

---

## View SNMP community configuration

**Command:** show snmp community

**Mode:** privileged EXEC mode

**Parameter:** none

**Description:** View SNMP community configuration

**Example:**

```
Switch# show snmp community

Community Name Group Name View Access
----- --
public          all ro

Total Entries: 1
```

---

## View SNMP engine ID configuration

**Command:** show snmp engineid

**Mode:** privileged EXEC mode

**Parameter:** none

**Description:**View the SNMPv3 engine ID defined on the switch

**Example:**

```
Switch# show snmp engineid
Local SNMPV3 Engine id: 80006a9203c074ad2202b1

IP address      Remote SNMP engineID
----- --
Total Entries: 0
```

---

## View SNMP group configuration

**Command:** show snmp group

**Mode:** privileged EXEC mode

**Parameter:** none

**Description:** Check the configuration of the SNMP group

**Example:**

```
Switch# show snmp group
Group Name Model Level ReadView WriteView NotifyView
-----
Total Entries: 0
```

---

## View SNMP notification configuration

**Command:** show snmp host

**Mode:** privileged EXEC mode

**Parameter:** none

**Description:** View the configuration of SNMP notification

**Example:**

```
Switch# show snmp host
Server Community/User Name Notification Version Notification Type UDP Port Retries Timeout
-----
192.168.6.162 public v1 trap 162 -- --
Total Entries: 1
```

---

## View SNMP trap configuration

**Command:** show snmp trap

**Mode:** privileged EXEC mode

**Parameter:** none

**Description:** View SNMP trap configuration

**Example:**

```
Switch# show snmp trap
SNMP auth failed trap : Enable
SNMP linkUpDown trap : Enable
SNMP cold-start trap : Enable
SNMP warm-start trap : Enable
```

---

## View SNMP view configuration

**Command:** show snmp view

**Mode:** privileged EXEC mode

**Parameter:** none

**Description:** Check the configuration of the SNMP view

### Example:

```
Switch# show snmp view
View Name Subtree OIDs OID Mask      View Type
-----
all       .1 all included
Total Entries: 1
```

---

## View SNMP user configuration

**Command:** show snmp user

**Mode:** privileged EXEC mode

**Parameter:** none

**Description:** View SNMP user configuration

### Example:

```
Switch# show snmp user
Username: v3
Password: *****
Privilege Mode: rw
Access GroupName: v3
Authentication Protocol: md5
Encryption Protocol: none
Access SecLevel: auth
Total Entries: 1
```

---

## Configure SNMP

**Command:**

1. **snmp**
2. **no snmp**

**Mode:** global configuration mode

**Parameter:** none

**Description:** To enable SNMP on the switch, use the SNMP command in global configuration mode. Use the no form of the command to disable SNMP.

**Example:**

```
Enable SNMP function
Switch(config)# snmp
```

---

**Configure SNMP community****Command:**

1. **snmp community community-name** [ **view** view-name] ( **ro|rw** )
2. **snmp community community-name group** group-name
3. **no snmp community community-name**

**Mode:** global configuration mode

**Parameter:**

Parameter	Description
community-name	Group name, up to 32 characters, "\?/, characters are not supported.
<b>view</b> view-name	referenced view name
ro	set to read-only
rw	set to read-write
<b>group</b> group-name	referenced group name

**Description:** Define SNMP communities that allow access to SNMP v1 and v2

**Example:**

```
community named private that references all view and is read-only
Switch(config)# snmp community private ro
```

---

**Configure SNMP engine ID**

**Command:** **snmp engineid** [ **default** [ENGINEID]

**Mode:** global configuration mode

**Parameter:**

Parameter	Description
<b>default</b>	Default local engine ID
ENGINEID	Set the local engine ID, in hexadecimal form of 2-56 characters, and the number of digits must be an integer

**Description:** Define SNMP local engine

**Example:**

```
Switch(config)# snmp engineid 00036D001122
```

---

## Configure SNMP remote engine ID

### Command:

1. **snmp engineid remote** [ip-addr|ipv6-addr] ENGINEID
2. **no snmp engineid remote** [ip-addr|ipv6-addr]

**Mode:** global configuration mode

### Parameter:

Parameter	Description
ENGINEID	Remote engine ID, 10-64 characters in hexadecimal form, and the number of digits must be even
ip-addr	Server IPv4 address
ipv6-addr	Server IPv6 address

### Description:

1. **snmp engineid remote** [ ip-addr|ipv6-addr ] ENGINEID : Define the remote host of the SNMP engine
2. **no snmp engineid remote** [ip-addr|ipv6-addr] : Remove remote host from SNMP engine.

### Example:

```
Switch(config)# snmp engineid remote 192.168.1.11 00036D10000A
```

---

## Configure SNMP group

### Command:

1. **snmp group** group-name (1|2c|3) (noauth|auth|priv) read-view read-view write-view write-view [ notify-view notify-view ]
2. **no snmp group** group-name security-mode version (1|2c|3)

**Mode:** global configuration mode

### Parameter:

Parameter	Description
group-name	Group name, up to 32 characters, “\?/, characters are not supported.
(1 2c 3)	SNMP version
noauth	no authentication no encryption
auth	Authentication only without encryption
private	Both authentication and encryption
read-view read-view	read-only view name
write-view write-view	Read and write view names

**notify-view** *notify-view*

notification view name

#### Description:

1. **snmp group** group-name (1|2c|3) ( **noauth|auth|priv** ) **read-view** *read-view* **write-view** *write-view* [ **notify-view** *notify-view* ] : define SNMP group
2. **no snmp group** group-name security-mode version (1|2c|3) : delete the configuration

#### Example:

```
Switch(config)# snmp group v3 version 3 auth read-view all write-view all notify-view all
```

## Configure SNMP notification

#### Command:

1. **snmp host** (ip-addr|ipv6-addr|hostmane) [ **traps|informs** ] [ **version (1|2c)** ] community-name [ **udp-port** udp-port] [ **timeout** timeout] [ **retries** retries]
2. **snmp host** (ip-addr|ipv6-addr|hostmane) [ **traps|informs** ] **version 3** [ ( **auth|noauth|priv** ) ] community-name [ **udp-port** udp-port] [ **timeout** timeout] [ **retries** retries]
3. **no snmp host** (ip-addr|ipv6-addr|hostmane) [ **traps|informs** ] [ **version (1|2c|3)** ]

**Mode:** global configuration mode

#### Parameter:

Parameter	Description
ip-addr	Server IPv4 address
ipv6-addr	Server IPv6 address
hostmane	server hostname
<b>traps</b>	notification type is traps
<b>informs</b>	notification type is informs
<b>version (1 2c 3)</b>	Notified SNMP version
<b>noauth</b>	no authentication no encryption
<b>auth</b>	Authentication only without encryption
<b>private</b>	Both authentication and encryption
community-name	The community name under which notifications are sent
<b>udp-port</b>	UDP port number
<b>timeout</b> timeout	v 2 c notification timeout , the value range is an integer from 1 to 300 , the default is 15 seconds
<b>retries</b> retries	The maximum number of retransmissions for v 2 c notifications , an integer ranging from 1 to 255 , defaulting to 3 times

#### Description:

1. **The snmp host** command defines SNMP notifications
2. **no snmp host** delete notification configuration

#### Example:

```
Switch(config)# snmp host 192.168.1.11 private
```

---

## Configuring SNMP Trap

### Command Syntax:

1. snmp trap ( all | auth | cold-start | config | cpu | envmon | errdisable | linkUpDown | mac-notification | port-security | power-ethernet | vlancreate | vlandelete | warm-start )
2. no snmp trap ( all | auth | cold-start | config | cpu | envmon | errdisable | linkUpDown | mac-notification | port-security | power-ethernet | syslog | vlancreate | vlandelete | warm-start )
3. snmp trap syslog severity [0-7]

**Mode:** Global Configuration Mode

### Parameters:

Parameter	Description
auth	Set authentication failure trap.
cold-start	Set up a cold start trap.
linkUpDown	Set port up/down trap.
warm-start	Set up a hot start trap.
config	Set the configuration to send event trap.
cpu	Set a trap when CPU usage reaches the upper limit.
envmon	Environmental monitoring trap.
errdisable	Trap for abnormal port closure.
mac-notification	Set trap for MAC address addition/deletion/migration events (not supported on GWN7801(P)/GWN7802(P)/GWN7803(P)).
port-security	Set port security trap.
power-ethernet	Set the PoE power supply trap (supported by GWN7801P/GWN7802P/GWN7803P and other listed models).
vlancreate	Set the trap for creating VLAN events (not supported on GWN7801(P)/GWN7802(P)/GWN7803(P)).
vlandelete	Set the trap for deleting VLAN events (not supported on GWN7801(P)/GWN7802(P)/GWN7803(P)).
syslog	Set trap for log events.
[0-7]	Set the minimum log severity level for syslog trap (0 = emerg, 7 = debug).

### Description:

- snmp trap: Defines SNMP traps for various events.
- no snmp trap: Deletes trap configurations.

### Example:

```
# Disable the linkUpDown trap.
Switch(config)# no snmp trap linkUpDown

# Enable the linkUpDown trap.
Switch(config)# snmp trap linkUpDown
```

---

## Configure SNMP user

### Command:

1. **snmp user** username group-name [ **auth (md5|sha)** AUTHPASSWD]
2. **snmp user** username group-name **auth (md5|sha)** AUTHPASSWD **priv** PRIVPASSWD
3. **no snmp user** username

**Mode:** global configuration mode

### Parameter:

Parameter	Description
username	SNMP username, up to 32 characters, “\?/, characters are not supported.
group-name	referenced v3 group name
<b>auth md5</b>	MD5 authentication method
<b>auth sha</b>	SHA authentication method
AUTHPASSWD	authentication password
<b>priv</b> PRIVPASSWD	encrypted password

### Description:

1. **snmp user** command defines an SNMP user
2. **no snmp user** command deletes user configuration

### Example:

```
Switch(config)# snmp user v3 v3 auth md5 12345678
```

## Configure SNMP view

### Command:

1. **snmp view** view-name **subtree** oid-tree **oid-mask** (all|oid-mask) **viewtype** (included|excluded)
2. **no snmp view** view-name **subtree** (all|oid-tree)

**Mode:** global configuration mode

### Parameter:

Parameter	Description
view-name	view name, up to 32 characters, “\?/, characters are not supported.
<b>subtree</b> oid-tree	view subtree
<b>oid-mask</b> (all oid-mask)	subtree mask
<b>viewtype</b> ( <b>included excluded</b> )	Include or exclude selected MIBs from the view

**Description:** Use the command *SNMP view* to define the SNMP view; use the no command to delete the configuration

### Example:

```
Switch(config)# snmp view private subtree 1.3.3.1 oid-mask all viewtype included
```

---

## RMON

### Configure RMON events

#### Command:

1. **rmon event** <1-65535> [log] [trap COMMUNITY] [description DESCRIPTION] [owner NAME]
2. **no rmon event** <1-65535>

**Mode:** global configuration mode

#### Parameter:

Parameter	Description
<1-65535>	event ID
log	The event type is log
trap COMMUNITY	The event type is trap
description DESCRIPTION	Event description, up to 32 characters, “\?/, characters are not supported.
owner NAME	The owner of the event, up to 32 characters, “\?/, characters are not supported.

#### Description:

1. **rmon event** command adds or modifies rmon event entries
2. **no rmon event** command to delete events can be viewed through the **show rmon event** command

#### Example:

```
switch(config)# rmon event 1 log trap public description test owner admin
switch(config)# show rmon event 1
Rmon Event Index 1
Rmon Event Type : Log and Trap
Rmon Event Community :
public Rmon Event Description : test
Rmon Event Last Sent :
Rmon Event Owner : admin
```

---

### Configuring RMON alarm

#### Command:

1. **rmon alarm** <1-65535> interface IF\_PORT (drop-events|octets|pkts|broadcast-pkts|multicast-pkts|crc-align-errors|undersize-pkts|oversize-pkts|fragments|jabbers|collisions |pkts64octets|pkts65to127octets|pkts128to255octets|pkts256to511octets|pkts512to1023octets |pkts1024to1518octets) <1-2147483647> (absolute|delta) rising <0-2147483647> <0-65535> falling <0-2147483647> <0-65535> startup (rising|rising-falling|falling) [owner NAME]
2. **no rmon alarm** <1-65535>

**Mode:** global configuration mode

**Parameter:**

Parameter	Description
<1-65535>	event ID
IF_PORT	Specify the sampling port
<1-2147483647>	sampling interval
absolute delta	Specify the sampling method, including absolute sampling and incremental sampling
<0-2147483647>	Specify thresholds to trigger rising or falling alarms
<0-65535>	Specify the event to be executed when the rising or falling alarm is triggered
rising rising-falling falling	Specifies the rising or falling mode of the start event
owner NAME	(Optional) Specifies the owner of the alarm. The maximum length is 32 characters, “\?/, characters are not supported.

**Description:**

1. **The rmon alarm** command adds or modifies rmon alarm entries. Before adding an alarm entry, at least one event entry must be added.
2. **no rmon alarm** command to delete.
3. The settings can be verified by the show rmon alarm command

**Example:**

```

switch(config)# rmon event 1 log
switch(config)# rmon event 2 log
Switch(config)# rmon alarm 1 interface eth1/0/1 pkts 300 delta rising 10000 1 falling 100 1 startup rising-falling owner admin
Rmon Alarm Index 1
Rmon Alarm Sample Interval 300
Rmon Alarm Sample Interface : eth1/0/1
Rmon Alarm Sample Variable : Pkts
Rmon Alarm Sample Type : delta
Rmon Alarm Type : Rising or Falling
Rmon Alarm Rising Threshold : 10000
Rmon Alarm Rising Event 1
Rmon Alarm Falling Threshold 100
Rmon Alarm Falling Event 1
Rmon Alarm Owner : admin

```

**Configure RMON history****Command:**

1. **rmon history <1-65535> interface IF\_PORT [buckets <1-65535>] [interval <1-3600>] [owner NAME]**
2. **no rmon history <1-65535>**

**Mode:** global configuration mode

**Parameter:**

Parameter	Description
<1-65535>	history table ID
IF_PORT	Specify the sampling port
buckets <1-65535>	(Optional) Specify the maximum number of samples

<b>interval &lt;1-3600&gt;</b>	(Optional) specify the sampling interval
<b>owner NAME</b>	(Optional) Specifies the owner of the history table. The maximum length is 32 characters, “\?/, characters are not supported.

**Description:**

1. **rmon history** command adds or modifies rmon history entries.
2. **no rmon history** command to delete.
3. The settings can be verified with the show rmon history command.

**Example:**

```
switch(config)# rmon history 1 interface eth1/0/1 interval 60 owner admin
switch(config)# show rmon history 1
Rmon History Index 1
Rmon Collection Interface: eth1/0/1
Rmon History Bucket 50
Rmon history Interval 60
Rmon History Owner : admin
```

**Clear RMON statistics**

**Command:** clear rmon interfaces IF\_PORTS statistics

**Mode:** privileged EXEC mode

**Parameter:**

Parameter	Description
<b>IF_PORTS</b>	Specifies the interface for clearing statistics

**Description:**

1. Clear the statistics recorded on the specified interface.
2. You can verify the result with the show rmon interface statistics command.

**Example:**

```

switch# clear rmon interfaces eth1/0/1 statistics
switch# show rmon interfaces eth1/0/1 statistics
==== Port eth1/0/1 =====
etherStatsDropEvents 0
etherStatsOctets0
etherStatsPkts0
etherStatsBroadcastPkts0
etherStatsMulticastPkts0
etherStatsCRCAlignErrors 0
etherStatsUnderSizePkts0
etherStatsOverSizePkts0
etherStatsFragments 0
etherStatsJabbers0
etherStatsCollisions0
etherStatsPkts64Octets0
etherStatsPkts65to127Octets0
etherStatsPkts128to255Octets 0
etherStatsPkts256to511Octets 0
etherStatsPkts512to1023Octets 0
etherStatsPkts1024to1518Octets 0

```

---

## View RMON statistics

**Command:** show rmon interfaces IF\_PORT statistics

**Mode:** privileged EXEC mode

**Parameter:**

Parameter	Description
IF_PORT	specified port

**Description:** Use the show rmon interfaces statistics command to display interface statistics

**Example:**

```

switch# show rmon interfaces eth1/0/8 statistics
==== Port eth1/0/8 =====
etherStatsDropEvents : 0
etherStatsOctets : 0
etherStatsPkts : 0
etherStatsBroadcastPkts : 0
etherStatsMulticastPkts : 0
etherStatsCRCAlignErrors : 0
etherStatsUnderSizePkts : 0
etherStatsOverSizePkts : 0
etherStatsFragments : 0
etherStatsJabbers : 0
etherStatsCollisions : 0
etherStatsPkts64Octets : 0
etherStatsPkts65to127Octets : 0
etherStatsPkts128to255Octets : 0
etherStatsPkts256to511Octets : 0
etherStatsPkts512to1023Octets : 0
etherStatsPkts1024to1518Octets : 0

```

---

## View RMON events

**Command:** show rmon event (<1-65535> | all)

**Mode:** privileged EXEC mode

**Parameter:**

Parameter	Description
<1-65535>	event ID
all	all existing events

**Description:** Run the show rmon event command to display existing RMON event entries.

**Example:**

```
switch(config)# rmon event 1 log trap public description test owner admin
switch(config)# show rmon event 1
Rmon Event Index 1
Rmon Event Type : Log and Trap
Rmon Event Community : public
Rmon Event Description : test
Rmon Event Last Sent :
Rmon Event Owner : admin
```

---

## View the logs of RMON events

**Command:** show rmon event <1-65535> log

**Mode:** privileged EXEC mode

**Parameter:**

Parameter	Description
<1-65535>	event log id

**Description:** Use the show rmon event command to display logs triggered by RMON alarms.

**Example:**

```
switch(config)# show rmon event 1 log
=====
Index 1
Alarm Index 1
Action : Startup Falling
Time : (32918334) 3 days, 19:26:23.34
Description : fa1.Pkts=0 <= 100
```

---

## View RMON alarms

**Command:** show rmon alarm (<1-65535> | all)

**Mode:** privileged EXEC mode

**Parameter:**

Parameter	Description
-----------	-------------

<1-65535>	Alarm ID
all	all existing warnings

**Description:** show rmon alarm command to display RMON alarm entries

**Example:**

```
Switch(config)# rmon alarm 1 interface eth1/0/1 pkts 300 delta rising 10000 1 falling 100 1 startup rising-falling owner admin
```

```
Rmon Alarm Index 1
Rmon Alarm Sample Interval 300
Rmon Alarm Sample Interface : eth1/0/1
Rmon Alarm Sample Variable : Pkts
Rmon Alarm Sample Type : delta
Rmon Alarm Type : Rising or Falling
Rmon Alarm Rising Threshold : 10000
Rmon Alarm Rising Event 1
Rmon Alarm Falling Threshold 100
Rmon Alarm Falling Event 1
Rmon Alarm Owner : admin
```

### View RMON history group

**Command:** show rmon history (<1-65535> | all)

**Mode:** privileged EXEC mode

**Parameter:**

Parameter	Description
<1-65535>	history group id
all	all existing history groups

**Description:** Use show rmon history command to display the entries of the RMON history group

**Example:**

```
switch(config)# rmon history 1 interface eth1/0/1 interval 30 owner admin
switch(config)# show rmon history 1
Rmon History Index 1
Rmon Collection Interface: eth1/0/1
Rmon History Bucket 50
Rmon history Interval 30
Rmon History Owner : admin
```

### View RMON history group statistics

**Command:** show rmon history <1-65535> statistic

**Mode:** privileged EXEC mode

**Parameter:**

Parameter	Description
<1-65535>	History group statistics table ID

**Description:** `show rmon history` command to display the statistical data of the RMON historical group

**Example:**

```
switch(config)# show rmon history 1 statistics
=====
Sample Index 2
Interval Start : (32940466) 3 days, 19:30:04.66
DropEvents 0
Octets : 117226
Pkts 763
Broadcast Pkts 9
MulticastPkts 0
CRCAlignErrors 0
UnderSizePkts0
OverSizePkts0
Fragments 0
Jabbers 0
Collisions 0
Utilization 1
=====
Sample Index 1
Interval Start : (32939462) 3 days, 19:29:54.62
DropEvents 0
Octets 220
Pkts 3
BroadcastPkts 1
MulticastPkts 0
CRCAlignErrors 0
UnderSizePkts0
OverSizePkts0
Fragments 0
Jabbers 0
Collisions 0
Utilization 0
```

## LLDP

### LLDP global configuration

- o Enable/disable LLDP

**Command:**

1. `lldp`
2. `no lldp`

**Mode:** global configuration mode

**Parameter:** none

**Description:** Enable/disable LLDP

**Example:**

```
Enable the global LLDP function
Switch (config)# lldp
```

- 
- TLV sending interval

**Command:** lldp tx-interval <5-32767>

**Mode:** global configuration mode

**Parameter:**

Parameter	Description
<5-32767>	sending LLDP packets , the value range is an integer from 5 to 32767 , and the default is 30 seconds

**Description:** Set TLV sending interval

**Example:**

```
Globally set the TLV interval to 30 seconds
Switch(config)# lldp tx-interval 30
```

- 
- TTL multiplier

**Command:** lldp holdtime-multiplier <2-10>

**Mode:** global configuration mode

**Parameter:**

Parameter	Description
<2-10>	The value of the TTL field of LLDPDU time to live, the value range is an integer from 2 to 10 , and the default is 4

**Description:** Set TTL multiplier

**Example:**

```
Globally set the TTL multiplier to 2 seconds
Switch(config)# lldp holdtime-multiplier 2
```

- 
- Port initialization delay time

**Command:** lldp reinit-delay <1-10>

**Mode:** global configuration mode

**Parameter:**

Parameter	Description
<1-10>	LLDP initialization, the value range is an integer from 1 to 10 , the default is 2 seconds

**Description:** Set port initialization delay time

**Example:**

```
Globally set the port initialization delay time to 10 seconds  
Switch(config)# lldp reinit-delay 10
```

---

- o LLDPDU sending delay time

**Command:** lldp tx-delay <1-8191>

**Mode:** global configuration mode

**Parameter:**

Parameter	Description
<1-8191>	Send LLDPDU sending delay time, the value range is an integer from 1 to 8191 , the default is 2 seconds

**Description:** Set LLDPDU sending delay time

**Example:**

```
Globally set the LLDPDU sending delay time to 30 seconds  
Switch(config)# lldp tx-delay 30
```

---

- o LLDP processing

**Command:** lldp lldpdu {bridging/filtering/flooding}

**Mode:** global configuration mode

**Parameter:**

Parameter	Description
<b>bridging</b>	Bridging , the LLDP packet received by the switch is directly forwarded to the port of the same VLAN domain except the ingress
<b>filtering</b>	Filtering , the LLDP packets received by the switch will not be forwarded to the downstream device, and will be discarded directly
<b>flooding</b>	Flooding , the LLDP packets received by the switch are directly forwarded to ports other than the ingress, regardless of VLAN

**Description:** When LLDP is disabled, set the processing of LLDP packets.

**Example:**

```
When lldp is disabled globally, set the flood operation when receiving lldp packets  
Switch (config)# no lldp  
switch(config)# lldp lldpdu flooding
```

---

- o View LLDP configuration and port information

**Command:** show lldp

**Mode:** privileged EXEC mode

**Parameter:** none

**Description:** View global LLDP configuration and port information

**Example:**

```
View LLDP global information and port information
Switch # show lldp

State: Enabled
Timer: 30 Seconds
Hold multiplier: 4
Reinit delay: 2 Seconds
Tx delay: 2 Seconds
LLDP packet handling: Flooding

Port | State | Optional TLVs | Address
-----+-----+-----+-----
eth1/0/1 | RX,TX | |192.168.80.202
eth1/0/2 | RX,TX | |192.168.80.202
eth1/0/3 | RX,TX | |192.168.80.202
eth1/0/4 | RX,TX | |192.168.80.202
eth1/0/5 | RX,TX | |192.168.80.202
eth1/0/6 | RX,TX | |192.168.80.202
eth1/0/7 | RX,TX | |192.168.80.202
eth1/0/8 | RX,TX | |192.168.80.202
eth1/0/9 | RX,TX | |192.168.80.202
eth1/0/10 | RX,TX | |192.168.80.202

Port ID: eth1/0/1
802.3 optional TLVs:
802.1 optional TLVs
PVID: Enabled
--More--
```

---

## LLDP port setting

- o The working mode is to send

**Command:** LLDP tx

**Mode:** interface configuration mode

**Parameter:** none

**Description:** Set the working mode of the specified interface to send

**Example:**

```
Set the working mode on the port to send
Switch(config-if)# lldp tx
```

---

- o The working mode is receiving

**Command:** LLDP rx

**Mode:** interface configuration mode

**Parameter:** none

**Description:** Set the working mode of the specified interface to receive

**Example:**

```
Set the working mode on the port to receive
Switch(config-if)# lldp rx
```

---

- The working mode is sending and receiving

**Command:**

1. **LLDP tx**
2. **LLDP rx**

**Mode:** interface configuration mode

**Parameter:** none

**Description:** Set the working mode of the specified interface to send and receive

**Example:**

```
Set the working mode on the port to send and receive
Switch(config-if)# lldp tx
Switch(config-if)# lldp rx
```

---

- Working mode is disabled

**Command:**

1. **no lldp tx**
2. **no lldp rx**

**Mode:** interface configuration mode

**Parameter:** none

**Description:** Set the working mode of the specified interface to disabled.

**Example:**

```
Set the working mode on the port to disabled
Switch(config-if)# no lldp tx
Switch(config-if)# no lldp rx
```

---

- TLV selection

**Command Syntax:**

1. lldp tlv-select TLV {port-desc | sys-name | sys-desc | sys-cap | mac-phy | lag | max-frame-size | management-addr | power-via-mdi}
2. lldp tlv-select pvid (disable | enable)
3. lldp tlv-select vlan-name (add | remove) VLAN-LIST
4. no lldp tlv-select

**Mode:** interface configuration mode

**Parameter:**

Parameter	Description
<b>TLV{port-desc/sys-name/sys-desc/sys-cap/mac-phy/lag/max-frame-size/management-addr /power-via-mdi }</b>	Select the specified TLV, including port description TLV, system name TLV , system description TLV, system function TLV, MAC / PHY TLV , link aggregation TLV, maximum frame size TLV, management address TLV , PoE-PSE TLV <b>Note:</b> PoE-PSE TLV is only supported by PoE models
<b>(disable enable)</b>	Enable/disable PVID TLV
<b>(add remove)</b>	Add /delete VLAN in VLAN name TLV
<b>VLAN-LIST</b>	VLAN Name TLV Added /Deleted VLAN

**Description:** Set the TLV of the specified interface

**Example:**

```
# Configure TLVs for ports 1, 2, and 3 as port description TLV, system name TLV, PVID TLV, and VLAN name TLV
with VLAN name 1 added.
Switch(config)# interface range eth1/0/1-eth1/0/3
Switch(config-if)# lldp tlv-select port-desc sys-name
Switch(config-if)# lldp tlv-select pvid enable
Switch(config-if)# lldp tlv-select vlan-name add 1
```

- o View port LLDP configuration information

**Command:** show lldp interfaces Ethernet xx

**Mode:** privileged EXEC mode

**Parameter:**

Parameter	Description
<b>Ethernet xx</b>	Port ID

**Description:** View the LLDP configuration information of a specified port

**Example:**

```

Check port 1 information
Switch# show lldp interface Ethernet 1/0/1

State: Enabled
Timer: 30 Seconds
Hold multiplier: 4
Reinit delay: 2 Seconds
Tx delay: 2 Seconds
LLDP packet handling: Flooding

Port | State | Optional TLVs | Address
-----+-----+-----+-----
eth1/0/1 | RX,TX | |192.168.80.202

Port ID: eth1/0/1
802.3 optional TLVs:
802.1 optional TLVs
PVID: Enabled

```

## LLDP MED global configuration

- o Number of fast packets

**Command:** lldp med fast-start-repeat-count <1-10>

**Mode:** global configuration mode

**Parameter:**

Parameter	Description
<1-10>	of LLDPDU packets containing LLDP-MED, an integer ranging from 1 to 10 , the default is 3

**Description:** Set the number of fast packets

**Example:**

```

Set the number of fast packets to 10
Switch(config)# lldp med fast-start-repeat-count 10

```

- o Add/remove network policies

**Command:**

1. lldp med network-policy <1-32> app(voice|voice-signaling|guest-voice|guest-voice-signaling|softphone-voice|video-conferencing|streaming-video|video-signaling) vlan <0-4095> vlan-type (tag|untag) priority <0-7> dscp <0-63>
2. no lldp med network-policy <1-32>

**Mode:** global configuration mode

**Parameter:**

Parameter	Description
<1-32 >	Network Policy ID

<b>app(voice voice-signaling guest-voice guest-voice-signaling softphone-voice video-conferencing streaming-video video-signaling)</b>	Network policy application types, including Voice, Voice Signaling, Guest Voice, Guest Voice Signaling, Softphone Voice, Video Conferencing, Streaming Video, and Video Signaling
<0-4095>	Specify Voice VLAN ID
<b>(tag untag)</b>	VLAN tag type
<0-7>	CoS priority
<0-63>	DSC P Priority

**Description:** Add/Remove Network Policies

**Example:**

Set a voice network policy, tag it with VLAN 10, set the Co S priority to 7, and set the DSCP priority to 56  
Switch(config)# lldp med network-policy 1 app voice vlan 10 vlan-type tag priority 7 dscp 56

Delete the policy whose network policy ID is 1  
Switch(config)# no lldp med network-policy 1

- o Enable/disable automatic voice network policy

**Command:**

1. lldp med network-policy voice-auto
2. no lldp med network-policy voice-auto

**Mode:** global configuration mode

**Parameter:** none

**Description:** Enable/disable automatic voice network policy

**Example:**

Enable automatic voice network policy  
Switch(config)# lldp med network-policy voice-auto

- o View LLDP-MED configuration information

**Command:** show lldp med

**Mode:** privileged EXEC mode

**Parameter:** none

**Description:** View LLDP MED configuration information

**Example:**

```
View LLDP MED information
Switch #show lldp med
```

```
Fast Start Repeat Count: 3
```

```
Network policy 1
-----
Application type: Voice
VLAN ID: 222 tagged
Layer 2 priority: 0
DSCP: 0
```

```
Network policy 2
-----
Application type: Voice
VLAN ID: 2 tagged
Layer 2 priority: 0
DSCP: 0
```

```
Port | Capabilities | Network Policy | Location | Inventory | PoE PSE
-----+-----+-----+-----+-----+-----
eth1/0/1 | Yes | No | No | No | N/A
eth1/0/2 | Yes | No | No | No | N/A
eth1/0/3 | Yes | No | No | No | N/A
eth1/0/4 | Yes | No | No | No | N/A
eth1/0/5 | Yes | No | No | No | N/A
eth1/0/6 | Yes | No | No | No | N/A
eth1/0/7 | Yes | No | No | No | N/A
--More--
```

---

## LLDP MED port setting

- o Enable/disable LLDP-MED

### Command:

1. no lldp med
2. lldp med

**Mode:** interface configuration mode

**Parameter:** none

**Description:** Enable/disable the LLDP-MED function of the specified interface

### Example:

```
Enable the LLDP-MED function of port 1 and disable the LLDP-MED function of port 2
Switch(config)# interface Ethernet 1/0/1
Switch(config-if)# lldp med
Switch(config)# interface Ethernet 1/0/2
Switch(config-if)# no lldp med
```

- 
- o MED TLV selection

### Command:

1. lldp med tlv-select MEDTLV{network-policy/location/inventory/poe-pse}
2. no lldp med tlv-select

**Mode:** interface configuration mode

**Parameter:**

Parameter	Description
<b>MEDTLV{network-policy/location/inventory/poe-pse}</b>	Select to specify MED TLV, including Network Policy TLV, Location TLV, Asset Inventory TLV and PoE-PSE TLV

**Description:** Select /delete the MED TLV of the specified interface

**Example:**

```
Specify the TLV sent by port 2 as location, inventory, and network policy information
Switch(config)# interface eth1/0/2
Switch(config-if)# lldp med tlv-select location inventory network-policy
Cancel the TLV sent by port 2
Switch(config-if)#no lldp med tlv-select
```

- Add/remove location information

**Command:**

1. **lldp med location (coordination|civic-address|ecs-elin) ADDR**
2. **no lldp med location(coordination|civic-address|ecs-elin)**

**Mode:** interface configuration mode

**Parameter:**

Parameter	Description
<b>coordination</b>	Position coordinates , 16 pairs of hexadecimal
<b>civic-address</b>	City address , 6-16 pairs of hexadecimal
<b>ecs-elin</b>	Emergency phone number , 10 -25 pairs of hexadecimal
<i>ADDR</i>	Specifies the location information data format

**Description:** Add/delete LLDP MED location information

**Example:**

```
the location information of port 1
Switch(config)# interface Ethernet 1/0/1
Switch(config-if)# lldp med location coordinate
112233445566778899AABBCCDDEEFF00
Switch(config-if)# lldp med location civic-address
112233445566
Switch(config-if)# lldp med location ecs-elin
112233445566778899AA
```

- Add/remove network policy information

**Command:** lldp med network-policy (add|remove) <1-32>

**Mode:** interface configuration mode

**Parameter:**

Parameter	Description
<b>add</b>	Add a binding between a network policy and an interface
<b>remove</b>	Delete the binding of a network policy to an interface
< 1-32 >	Specifies the network policy ID

**Description:** Add/remove network policy for specified interface

**Example:**

```
/ remove network policy with policy ID 1 to port binding
Switch(config-if)# lldp med network-policy add/remove 1
```

- View port LLDP-MED configuration information

**Command:** show lldp interfaces Ethernet xx med

**Mode:** privileged EXEC mode

**Parameter:**

Parameter	Description
<b>Ethernet xx</b>	Specify port ID

**Description:** View LLDP-MED configuration information on a specified port

**Example:**

```
View LLDP-MED configuration information on port 1
Switch# show lldp interfaces eth1/0/1 med
Port | Capabilities | Network Policy | Location |
Inventory
----+-----+-----+-----+-----
eth1/0/1 | Yes | Yes | Yes |
Yes
Port ID: eth1/0/1
Network policies: 1, 32
Location:
Coordinates: 112233445566778899AABBCCDDEEFF00
Civic-address: 112233445566
Ecs-elin: 112233445566778899AA
```

**Information viewing and clearing**

- View device local information

**Command:** show lldp local-device

**Mode:** privileged EXEC mode

**Parameter:** none

**Description:** View device local information

**Example:**

View device local information  
Switch# show lldp local-device

LLDP Local Device Information:  
Chassis Type : Mac Address  
Chassis ID: C0:74:AD:B9:3B:44  
System Name : Switch  
System Description : GWN7801  
System Capabilities Support : Bridge, Router  
System Capabilities Enable : Bridge, Router  
Management Address : 192.168.80.202 (IPv4)  
Management Address : fe80::c274:adff:feb9:3b44 (IPv6)

---

- View port local information

**Command:** show lldp interfaces Ethernet xx local-device

**Mode:** privileged EXEC mode

**Parameter:**

Parameter	Description
Ethernet xx	Specify port ID

**Description:** View the local information of the specified port

**Example:**

```
Check the local information of port 1
Switch121212(config)# show lldp interfaces eth1/0/1 local-device
```

```
Device ID: 00:12:12:12:12:12
Port ID: eth1/0/1
System Name: Switch121212
Capabilities: Bridge
System description:
Port description:
Management address: 192.168.1.254
Time To Live: 120
802.3 MAC/PHY Configur/Status
Auto-negotiation support: Supported
Auto-negotiation status: Enabled
Auto-negotiation Advertised Capabilities: 10BASE-T half
duplex, 10BASE-T full duplex, 100BASE-TX half duplex,
100BASE-TX full duplex
Operational MAU type: Other or unknown
802.3 Link Aggregation
Aggregation capability: Capable of being aggregated
Aggregation status: Not currently in aggregation
Aggregation port ID: 0
802.3 Maximum Frame Size: 1522
802.1 PVID: 1
LLDP-MED capabilities: Capabilities, Network Policy, Location,
Extended PSE, Inventory
LLDP-MED Device type: Network Connectivity
LLDP-MED Network policy
Application type: Voice Signaling
Flags: Unknown Policy
VLAN ID: 2
Layer 2 priority: 3
DSCP: 4
LLDP-MED Network policy
Application type: Conferencing
Flags: Unknown Policy
VLAN ID: 5
Layer 2 priority: 1
DSCP: 63
Hardware revision: 1123
Firmware revision: 2.5.0-beta.32801
Software revision: 2.5.0-beta.32801
Serial number: abc
Manufacturer Name:
Model name: RTL8328-24FE-4GE
Asset ID:
LLDP-MED Location
Coordinates: 11:22:33:44:55:66:77:88:99:AA:BB:CC:DD:EE:FF:00
Civic-address: 11:22:33:44:55:66
Ecs-elin: 11:22:33:44:55:66:77:88:99:AA
```

- 
- o View neighbor information

**Command:**

1. show lldp neighbor
2. show lldp interfaces Ethernet xx neighbor

**Mode:** privileged EXEC mode

**Parameter:**

Parameter	Description
Ethernet xx	Specify port ID

**Description:**

1. View Device Neighborhood Information
2. View the neighbor information of a specified port

## Example:

```
View Device Neighborhood Information
Switch# show lldp neighbor
Port | Device ID | Port ID | SysName
| Capabilities | TTL
-----+-----+-----+-----
-- +-----+-----
eth1/0/3 | 00:12:12:12:12:12 | eth1/0/1 |
Switch121212 | Bridge | 111
eth1/0/1 | TREEBASE | 00:1A:4D:26:EB:E8 |
TREEBASE | Station Only | 33

Check the neighbor information of port 3
Switch# show lldp interface Ethernet 1/0/3 neighbor

Device ID: 00:12:12:12:12:12
Port ID: eth1/0/1
System Name: Switch121212
Capabilities: Bridge
System description:
Port description:
Management address: 192.168.1.254
Time To Live: 98
802.3 MAC/PHY Configur/Status
Auto-negotiation support: Supported
Auto-negotiation status: Enabled
Auto-negotiation Advertised Capabilities: 10BASE-T half
duplex, 10BASE-T full duplex, 100BASE-TX half duplex,
100BASE-TX full duplex
Operational MAU type: 100BASE-TX full duplex mode
802.3 Link Aggregation
Aggregation capability: Capable of being aggregated
Aggregation status: Not currently in aggregation
Aggregation port ID: 0
802.3 Maximum Frame Size: 1522
802.1 PVID: 1
LLDP-MED capabilities: Capabilities, Network Policy, Location,
Extended PSE, Inventory
LLDP-MED Device type: Network Connectivity
LLDP-MED Network policy
Application type: Voice Signaling
Flags: Unknown Policy
VLAN ID: 2
Layer 2 priority: 3
DSCP: 4
LLDP-MED Network policy
Application type: Conferencing
Flags: Unknown Policy
VLAN ID: 5
Layer 2 priority: 1
DSCP: 63
LLDP-MED Power over Ethernet
Device Type: Power Sourcing Entity
Power Source: Primary Power Source
Power priority: Low
Power value: 13.0 Watts
Hardware revision: 1123
Firmware revision: 2.5.0-beta.32801
Software revision: 2.5.0-beta.32801
Serial number: abc
Manufacturer Name:
Model name: RTL8328-24FE-4GE
Asset ID:
LLDP-MED Location
Coordinates: 11:22:33:44:55:66:77:88:99:AA:BB:CC:DD:EE:FF:00
Civic-address: 11:22:33:44:55:66
Ecs-elin: 11:22:33:44:55:66:77:88:99:AA
```

- 
- o View LLDP statistics

## Command:

1. show lldp statistics

## 2. show lldp interfaces Ethernet xx statistics

**Mode:** privileged EXEC mode

**Parameter:**

Parameter	Description
Ethernet xx	Specify port ID

**Description:**

1. View LLDP statistics
2. View LLDP statistics on a specified port

**Example:**

```
View LLDP statistics
LLDP Global Statistics:
Insertions: 0
Deletions: 0
Drops: 0
Age Outs : 0

| TX Frames | RX Frames | RX TLVs | RX Ageouts
Total | Total | Discarded | Errors | Discarded | Unrecognized | Total
-----+-----+-----+-----+-----+-----+-----
eth1/0/1 | 0 | 0 | 0 | 0 | 0 | 0 | 0
eth1/0/2 | 5537 | 0 | 0 | 0 | 0 | 0 | 0
eth1/0/3 | 0 | 0 | 0 | 0 | 0 | 0 | 0
eth1/0/4 | 0 | 0 | 0 | 0 | 0 | 0 | 0
eth1/0/5 | 0 | 0 | 0 | 0 | 0 | 0 | 0
eth1/0/6 | 0 | 0 | 0 | 0 | 0 | 0 | 0
eth1/0/7 | 0 | 0 | 0 | 0 | 0 | 0 | 0
eth1/0/8 | 0 | 0 | 0 | 0 | 0 | 0 | 0
eth1/0/9 | 0 | 0 | 0 | 0 | 0 | 0 | 0
eth1/0/10 | 0 | 0 | 0 | 0 | 0 | 0 | 0

View LLDP statistics on port 1
Switch# show lldp interface Ethernet 1/0/1 statistics

LLDP Port Statistics:
| TX Frames | RX Frames | RX TLVs | RX Ageouts
Total | Total | Discarded | Errors | Discarded | Unrecognized | Total
-----+-----+-----+-----+-----+-----+-----
Eth1/0/1 | 0 | 0 | 0 | 0 | 0 | 0 | 0
```

- o Whether the port TLV is overloaded

**Command:** show lldp interfaces Ethernet xx tlvs-overloading

**Mode:** privileged EXEC mode

**Parameter:**

Parameter	Description
Ethernet xx	Specify port ID

**Description:** Check whether the TLV of the specified port is overloaded

**Example:**

```
Check whether the TLV of port 1 is overloaded
Switch# show lldp interface Ethernet 1/0/1 statistics
```

```
LLDP Port Statistics:
| TX Frames | RX Frames | RX TLVs | RX Ageouts
Total | Total | Discarded | Errors | Discarded | Unrecognized | Total
-----+-----+-----+-----+-----+-----+-----
eth1/0/1 | 0 | 0 | 0 | 0 | 0 | 0 | 0
```

```
Switch#
Switch#
Switch# show lldp interface Ethernet tlv-overloading
invalid port id
Switch# show lldp interface Ethernet 1/0/1 tlv-overloading
```

```
eth1/0/1:

TLVs Group | Bytes | Status
-----+-----+-----
Mandatory | 21 | Transmitted
LLDP-MED Capabilities | 9 | Transmitted
802.1 | 8 | Transmitted

Total: 38 bytes
Left: 1450 bytes
```

- o Clear statistics

**Command:**

1. clear lldp global statistics
2. clear lldp interface Ethernet xx statistics

**Mode:** privileged EXEC mode

**Parameter:**

Parameter	Description
Ethernet xx	Specify port ID

**Description:**

1. Clear global LLDP statistics
2. Clear LLDP statistics on a specified port

**Example:**

```
Clear global LLDP statistics
Switch#clear lldp global statistics

Clear LLDP statistics on port 1
Switch#clear lldp interfaces Ethernet 1/0/1 statistics
```

**EEE**

**Enable/disable 802.3 EEE**

**Command:**

1. **lldp**
2. **no lldp**

**Mode:** global configuration mode

**Parameter:** none

**Description:** Enable/disable LLDP

**Example:**

```
Enable the global LLDP function
Switch (config)# lldp
```

---

## Check the EEE status of the port

**Command:** **show eee Ethernet** interface-id

**Mode:** Privileged EXEC mode

**Parameter:**

Parameter	Description
interface-id	Ethernet interface ID

**Description:** Check the status of the specified port EEE

**Example:**

```
GWN7831# show eee Ethernet 1/0/1
Port Enable NegotiationAuto Status
eth1/0/1 disable enable disable
```

---

## Alarm

### Viewing the Configuration and Status of All Device Alarms

**Command Syntax:**

1. show alarm config
2. show alarm status

**Mode:** Privileged EXEC mode

**Parameters:** None

**Description:** View the configuration and status of all device alarms.

**Example:**

```
# View the alarm configuration.
Switch# show alarm config

# View the alarm status.
Switch# show alarm status
```

---

## Checking the CPU Usage Alarm Configuration and Status

### Command Syntax:

1. show alarm cpu-high config
2. show alarm cpu-high status

**Mode:** Privileged EXEC mode

**Parameters:** None

**Description:** Check the configuration and status of the CPU usage alarm.

### Example:

```
# Check the CPU usage alarm configuration.
Switch# show alarm cpu-high config

# Check the CPU usage alarm status.
Switch# show alarm cpu-high status
```

---

## Checking the Configuration and Status of the Memory Usage Alarm

### Command Syntax:

1. show alarm memory-high config
2. show alarm memory-high status

**Mode:** Privileged EXEC mode

**Parameters:** None

**Description:** Check the configuration and status of the memory usage alarm.

### Example:

```
# Check the memory usage alarm configuration.
Switch# show alarm memory-high config

# Check the memory usage alarm status.
Switch# show alarm memory-high status
```

---

## Checking the Configuration and Status of the PoE Power Alarm

**Command Syntax:**

1. show alarm poe-poweruse config
2. show alarm poe-poweruse status

**Mode:** Privileged EXEC mode

**Parameters:** None

**Description:** Check the configuration and status of the PoE power usage alarm.

**Example:**

```
# Check the PoE power usage alarm configuration.
Switch# show alarm poe-poweruse config

# Check the PoE power usage alarm status.
Switch# show alarm poe-poweruse status
```

---

## Checking the Configuration and Status of the MAC Address Limit Alarm

**Command Syntax:**

1. show alarm mac-limit config
2. show alarm mac-limit status

**Mode:** Privileged EXEC mode

**Parameters:** None

**Description:** Check the configuration and status of the MAC address limit alarm.

**Example:**

```
# Check the MAC address limit alarm configuration.
Switch# show alarm mac-limit config

# Check the MAC address limit alarm status.
Switch# show alarm mac-limit status
```

---

## Checking the Configuration and Status of Temperature Alarms

**Command Syntax:**

1. show alarm temp-high config
2. show alarm temp-high status

**Mode:** Privileged EXEC mode

**Parameters:** None

**Description:** Check the configuration and status of temperature alarms.

**Example:**

```
# Check the temperature alarm configuration.
Switch# show alarm temp-high config

# Check the temperature alarm status.
Switch# show alarm temp-high status
```

---

## Checking the Fan Fault Alarm Configuration and Status

### Command Syntax:

1. show alarm fan-fault config
2. show alarm fan-fault status

**Mode:** Privileged EXEC mode

**Parameters:** None

**Description:** Check the fan fault alarm configuration and status.

### Example:

```
# Check the fan fault alarm configuration.
Switch# show alarm fan-fault config

# Check the fan fault alarm status.
Switch# show alarm fan-fault status
```

---

## Checking the Configuration and Status of the PoE Chip Fault Alarm

### Command Syntax:

1. show alarm poe-chipfault config
2. show alarm poe-chipfault status

**Mode:** Privileged EXEC mode

**Parameters:** None

**Description:** Check the configuration and status of the PoE chip fault alarm.

### Example:

```
# Check the PoE chip fault alarm configuration.
Switch# show alarm poe-chipfault config

# Check the PoE chip fault alarm status.
Switch# show alarm poe-chipfault status
```

---

## Checking the Configuration and Status of the Power Failure Alarm

### Command Syntax:

1. show alarm mainpowerfault config
2. show alarm mainpowerfault status

**Mode:** Privileged EXEC mode

**Parameters:** None

**Description:** Check the configuration and status of the power failure alarm.

### Example:

```
# Check the power failure alarm configuration.
Switch# show alarm mainpowerfault config

# Check the power failure alarm status.
Switch# show alarm mainpowerfault status
```

---

## Checking the Configuration and Status of the MAC Address Limit Alarm

### Command Syntax:

1. show alarm mac-limit config
2. show alarm mac-limit status

**Mode:** Privileged EXEC mode

**Parameters:** None

**Description:** Check the configuration and status of the MAC address limit alarm.

### Example:

```
# Check the MAC address limit alarm configuration.
Switch# show alarm mac-limit config

# Check the MAC address limit alarm status.
Switch# show alarm mac-limit status
```

---

## Enabling/Disabling Various Types of Alarms

### Command Syntax:

1. alarm cpu-high/fan-fault/mac-limit/mainpowerfault/memory-high/poe-chipfault/poe-poweruse/temp-high alarm-threshold threshold alarm-delay delay normal-threshold threshold normal-delay delay level <0-7>
2. no alarm cpu-high/fan-fault/mac-limit/mainpowerfault/memory-high/poe-chipfault/poe-poweruse/temp-high

**Mode:** Privileged EXEC mode

**Parameters:**

Parameter	Description
cpu-high / fan-fault / mac-limit / mainpowerfault / memory-high / poe-chipfault / poe-poweruse / temp-high	Various types of alarms Note: 1. PoE power supply alarm and PoE chip fault alarm are only supported by PoE models. 2. Fan alarm is only supported by GWN7803P/GWN7806(P)/GWN7812P/GWN7813P/GWN7816(P)/GWN7831/GWN7832 Power alarm is only supported by GWN7813(P)/GWN7816(P)/GWN7831/GWN7832
threshold	Set alarm thresholds and recovery thresholds
delay	Set the alarm waiting time and recovery waiting time
<0-7>	Set the alarm level

**Description:** Enable or disable various types of alarms by configuring the thresholds, delays, and alarm levels.

**Example:**

```
# When the temperature reaches 100°C, a high-temperature alarm with a delay of 5 seconds is generated.
Switch# alarm temp-high alarm-threshold 100 alarm-delay 5 level 1
```

## SYSTEM

### Basic Settings

#### Basic Setting

- Configure switch name

**Command:** system name *WORD*< 1-64>

**Mode:** global configuration mode

**Parameter:**

Parameter	Description
<i>WORD</i> < 1-64>	Character range: 1-64, support letters, numbers and special characters (excluding “\?/,). If the string is empty, use "" to quote it.

**Description:** Set switch name

**Example:**

```
Set the switch name to MySwitch and check
Switch # config
Switch(config)# system name MySwitch
MySwitch (config) # do show info

System Name : MySwitch
System Location : Default
System Contact : Default
Device model : GWN7801
MAC Address : C0:74:AD:B9:3B:44
IP Address : 192.168.80.201
Subnet Mask : 255.255.255.0
Loader Version: 3.6.9.55156
Loader Date : Mar 17 2023 - 02:00:37
Firmware Version : 1.0.3.15
Firmware Date : Jan 12 2023 - 11:51:17
Hardware Version : V1.2A
PN Series number : 9640004612A
SN Series number : 20VXU28N90B93B44
System Object ID : 1.3.6.1.4.1.42379
System Up Time: 6 days, 18 hours, 51 mins, 3 secs
```

---

- Configure Switch Location

**Command:** system location LOCATION

**Mode:** global configuration mode

**Parameter:**

Parameter	Description
LOCATION	Character range: 0-64, support letters, numbers and special characters (excluding "\?/."). If the string is empty, use "" to quote it.

**Description:** Set switch location

**Example:**

```
Set the switch location to hangzhou and check
Switch # config
Switch(config)# system location Hangzhou
Switch(config)# do show info

System Name : Switch
System Location : hangzhou
System Contact : Default
Device model : GWN7801
MAC Address : C0:74:AD:B9:3B:44
IP Address : 192.168.80.201
Subnet Mask : 255.255.255.0
Loader Version: 3.6.9.55156
Loader Date : Mar 17 2023 - 02:00:37
Firmware Version : 1.0.3.15
Firmware Date : Jan 12 2023 - 11:51:17
Hardware Version : V1.2A
PN Series number : 9640004612A
SN Series number : 20VXU28N90B93B44
System Object ID : 1.3.6.1.4.1.42379
System Up Time: 6 days, 18 hours, 54 mins, 12 secs
```

---

- Configure Switch Contact Information

**Command:** system contact CONTACT

**Mode:** global configuration mode

**Parameter:**

Parameter	Description
<i>CONTACT</i>	Character range: 0-64, support letters, numbers and special characters (excluding “\?/,”). If the string is empty, use "" to quote it.

**Description:** Set Switch Contacts

**Example:**

```
Set the switch contact to 15968140574 and check
Switch # config
Switch(config)# do show info

System Name : Switch
System Location : hangzhou
System Contact : 15968140574
Device model : GWN7801
MAC Address : C0:74:AD:B9:3B:44
IP Address : 192.168.80.201
Subnet Mask : 255.255.255.0
Loader Version: 3.6.9.55156
Loader Date : Mar 17 2023 - 02:00:37
Firmware Version : 1.0.3.15
Firmware Date : Jan 12 2023 - 11:51:17
Hardware Version : V1.2A
PN Series number : 9640004612A
SN Series number : 20VXU28N90B93B44
System Object ID : 1.3.6.1.4.1.42379
System Up Time: 6 days, 19 hours, 9 mins, 37 secs
```

---

## Time setting

- View current system time

**Command:**

1. show clock
2. show clock details

**Mode:** Privileged Exec Mode

**Parameter:** none

**Description:** View current system time

**Example:**

```
Switch # show clock
Switch# show clock detail
```

---

- Set static time manually

**Command:** clock set HH:MM:SS (jan|feb|mar|apr|may|jun|jul|aug|sep|oct|nov|dec)

<1-31> <2000-2035>

**Mode:** Privileged Exec Mode

**Parameter:**

Parameter	Description
HH:MM:SS	Minutes and seconds
(jan feb mar apr may jun jul aug sep oct nov dec)	month
<1-31>	day
<2000-2035>	years

**Description:** Manually set the time

**Example:**

```
Switch# clock set 04:14 :2 4 jan 24 2034
```

- 
- Set the time source to manual setting

**Command:** clock source local

**Mode:** global configuration mode

**Parameter:** none

**Description:** Set the time source to manual setting

**Example:**

```
Switch # configure
Switch (config) # clock source local
```

- 
- Set time source as SNTP server

**Command:**

1. **clock source sntp**
2. **show sntp**

**Mode:** global configuration mode

**Parameter:** none

**Description:**

1. **clock source sntp** set the time source as SNTP server
2. **show sntp** View SNTP server

**Example:**

```
Switch # configure
Switch (config) # clock source local
Switch(config) # do show sntp
```

---

- Configure sntp server

**Command:**

1. **sntp host A.BCD port<1-65535>**
2. **sntp host HOSTNAME port<1-65535>**

**Mode:** global configuration mode

**Parameter:**

Parameter	Description
A.BCD _ _	SNTP server IP address
HOSTNAME	SNTP server domain name
port<1-65535>	SNTP server port, an integer ranging from 1 to 65535

**Description:** Configure SNTP server address

**Example:**

```
Switch # configure
Switch (config) # sntp host 192.168.1.27 port 123
Switch(config) # sntp host time.windows.com port 124
```

---

- Clear SNTP server

**Command:** no sntp

**Mode:** global configuration mode

**Parameter:** none

**Description:** clear SNTP server

**Example:**

```
Switch # configure
Switch (config) #no sntp
```

---

- Configure time zone

**Command:** clock timezone ACRONYM HOUR-OFFSET minutes < 0-59>

**Mode:** global configuration mode

**Parameter:**

Parameter	Description
<b>ACRONYM</b>	Acronym for time zone ( 1 -4 characters)
<b>HOURL-OFFSET &lt;-12-13&gt;</b>	Time difference from UTC
<b>minutes &lt;0-59&gt;</b>	Minutes difference from UTC

**Description:** Configure time zone

**Example:**

```
Switch # configure
Switch (config) #clock timezone Pac -8 minutes 30
```

- Restore default timezone

**Command:** no clock timezone

**Mode:** global configuration mode

**Parameter:** none

**Description:** restore default timezone

**Example:**

```
Switch # configure
Switch (config) #no clock timezone
```

## Daylight saving time

- Configuring periodic daylight saving time

**Command:** **clock summer-time ACRONYM recurring** (<1-5>|first|last) (sun|mon|tue|wed|thu|fri|sat) (jan|feb|mar|apr|may|jun|jul|aug|sep|oct|nov|dec)HH:MM(<1-5>|first|last) (sun|mon|tue|wed|thu|fri|sat) (jan|feb|mar|apr|may|jun|jul|aug|sep|oct|nov|dec)HH:MM[<1-1440>]

**Mode:** global configuration mode

**Parameter:**

Parameter	Description
(<1-5> first last)	1st -5th or 1st or last
(sun mon tue wed thu fri sat)	Day of the week
(jan feb mar apr may jun jul aug sep oct nov dec)	Month
HH:MM	Specific time
<1-1440>	Offset time , an integer ranging from 1 to 1440 , in minutes

**Description:** Configuring periodic daylight saving time.

**Example:**

```
#Configure periodic daylight saving time
Switch (config) #clock summer-time "123" recurring 1 sun jan 0:0 5 sun dec 23:59 123
```

---

- Configuring US/European Daylight Saving Time

**Command:** `clock summer-time ACRONYM recurring (usa|eu) [<1-1440>]`

**Mode:** global configuration mode

**Parameter:**

Parameter	Description
usa eu	Select region , US /Europe
<1-1440>	Offset time , an integer ranging from 1 to 1440 , in minutes

**Description:** Configuring US/European Daylight Saving Time

**Example:**

```
#Configure US Daylight Saving Time
Switch(config)# clock summer-time "123" recurring usa 60
```

---

- Configuring Absolute Daylight Saving Time

**Command:** `clock summer-time ACRONYM date (jan|feb|mar|apr|may|jun|jul|aug|sep|oct|nov|dec) <1-31> <2000-2037> HH:MM (jan|feb|mar|apr|may|jun|jul|aug|sep|oct|nov|dec) <1-31> <2000-2037> HH:MM [<1-1440>]`

**Mode:** global configuration mode

**Parameter:**

Parameter	Description
jan feb mar apr may jun jul aug sep oct nov dec	month
<1-31>	date
<2000-2037>	years
HH:MM	Specific time
<1-1440>	Offset time , an integer ranging from 1 to 1440 , in minutes.

**Description:** Configuring Absolute Daylight Saving Time.

**Example:**

```
#Configure absolute daylight saving time
Switch(config)# clock summer-time "123" date jan 1 2024 0:0 dec 31 2024 23:59 123
```

---

- Remove Daylight Saving Time

**Command: no clock summer-time**

**Mode:** global configuration mode

**Parameter:** none

**Description:** Remove Daylight Saving Time

**Example:**

```
#Delete daylight saving time
Switch(config)# no clock summer-time
```

---

- View daylight saving time information

**Command: show clock detail**

**Mode:** Privileged EXEC mode

**Parameter:** none

**Description:** View daylight saving time information

**Example:**

```
#View daylight saving time information
Switch#show clock detail

2024-01-22 14:53:37 (UTC+08:00) Beijing, Shanghai, Chongqing, Hong Kong, Urumqi, Harbin, Kashgar (UTC+8:00)
Time source is sntp

Time zone:
Acronym is (UTC+08:00) Beijing, Shanghai, Chongqing, Hong Kong, Urumqi, Harbin, Kashgar
Offset is UTC+8:00
```

---

## Scheduled restart

- Scheduled restart

**Command:**

1. **schedule use id {id} reboot**
2. **no schedule use reboot**

**Mode:** global configuration mode

**Parameter:**

Parameter	Description
{id}	Time policy ID, an integer ranging from 1 to 32

**Description:**

1. **schedule use id {id} reboot** : set switch restart time
2. **no schedule use reboot** : Turn off the scheduled reboot function

**Example:**

```
Turn on timed restart ( refer to time policy 1 )
Switch # config
Switch(config)# schedule use id 2 reboot

Turn off scheduled restart
Switch (config)# no schedule use reboot
```

---

**Access control****Web service management**

- Enable telnet permission/ssh permission/https access

**Command:** ip telnet|ssh|https

**Mode:** global configuration mode

**Parameter:** none

**Description:** Enable telnet permission/ssh permission/https access

**Example:**

```
Switch # configure
Switch (config) # ip telnet|ssh|https
```

---

- Disable telnet permission/ssh permission/https access

**Command:** no ip telnet|ssh|https

**Mode:** global configuration mode

**Parameter:** none

**Description:** Close telnet permission/ssh permission/https access

**Example:**

```
Switch # configure
Switch (config) #no ip telnet|ssh|https
```

---

- View https access status

**Command:** show ip https

**Mode:** Privileged Exec Mode

**Parameter:** none

**Description:** View https access status

**Example:**

```
Switch# show ip https
```

---

- Modify web (https) idle timeout

**Command:** ip web session-timeout session-timeout

**Mode:** Privileged Exec Mode

**Parameter:**

Parameter	Description
session-timeout	HTTPS timeout, the value range is 1-1440 minutes

**Description:** Modify web idle timeout

**Example:**

```
Switch#configure
Switch (config) # ip web session-timeout 500
```

---

- Set HTTPS port

**Command:** ip https port (443|<1024-65535>)

**Mode:** global configuration mode

**Parameter:**

Parameter	Description
443 <1024-65535>	HTTPS port , the value range is 443 and an integer between 1024-65535 , the default is 443.

**Description:** Set the HTTPS access port number

**Example:**

```
Switch#configure
Switch (config) #ip https port 1024
```

---

- View the HTTPS port status

**Command:** show ip https

**Mode:** Privileged EXEC mode

**Parameter:** none

**Description:** Check the HTTPS port status

**Example:**

```
Switch# show ip https
```

---

- Set SSH port

**Command:** ip ssh port (22|<1024-65535>)

**Mode:** global configuration mode

**Parameter:**

Parameter	Description
22 <1024-65535>	HTTPS port , the value range is 22 and an integer between 1024-65535 , the default is 22

**Description:** Set the SSH access port number

**Example:**

```
Switch#configure
Switch (config) #ip ssh port 1025
```

---

- Check SSH port status

**Command:** show ip ssh

**Mode:** Privileged EXEC mode

**Parameter:** none

**Description:** Check the SSH port status

**Example:**

```
Switch# show ip ssh
```

---

## Management platform settings

- Configuring the Management Platform Server Address

**Command Syntax:**

manager [state ( enable | disable )] [role (manager | router)] [server (IP | IPv6 | Hostname)] [port <1-65535>]

**Mode:** Global Configuration Mode

**Parameters:**

Parameter	Description
<i>enable disable</i>	Whether to enable manual setting of the management platform server address
<i>manager/router</i>	Select the management platform, including GWN Manager and GWN Route
<i>IP/IPv6 / Hostname</i>	Management platform server address , including IPv4 address , IPv6 address and host name
<i>&lt;1-65535&gt;</i>	Port number, an integer from 1 to 65535.

**Description:**

Configure the management platform server address, including options for GWN Manager or GWN Router, and set the IP address or hostname with the appropriate port number.

**Example:**

```
# Configure the GWN Manager server address to 192.168.1.1 and port 8443.
Switch(config)# manager state enable role manager server 192.168.1.1 port 8443
```

- o Enabling/Disabling DHCP Option 43 to Set Management Platform Server Settings

**Command Syntax:** manager dhcp43 Override {enable | disable}

**Mode:** Global Configuration Mode

**Parameters:** None

**Description:** Enable or disable DHCP option 43 settings for configuring management platform server settings.

**Example:**

```
# Enable DHCP option 43 to set the management platform server settings.
Switch(config)# manager dhcp43 Override enable
```

- o Checking the Management Platform Configuration

**Command Syntax:** show manager

**Mode:** Privileged EXEC mode

**Parameters:** None

**Description:** View the current management platform configuration.

**Example:**

```
Switch# show manager

MANAGER OPTION      | VALUE
-----+-----
manager set         | enabled
manager server      | 192.168.1.1
manager port         | 8443
allow dhcp overwrite| disabled
```

## Telnet/SSH Client

- View help information 1

**Command:** `ssh {ip-addr | domain} ?`

**Mode:** global configuration mode

**Parameter:**

Parameter	Description
<code>ip-addr</code>	Switch IPv4 address
<code>domain</code>	Switch domain name

**Description:** There are 5 items of information debug, keyfile, port , removeknownhosts, user , and corresponding descriptions.

**Example:**

```
Switch # config
Switch(config)# ssh 192.168.80.201
<cr>
debug config show debug log
keyfile Log in with the ssh Server specified public key
port TCP/UDP port
removeknownhosts Remove all keys belonging to hostname from known_hosts file
user ssh login user name
```

---

- View help information 2

**Command:** `telnet {ip-addr | domain} ?`

**Mode:** global configuration mode

**Parameter:**

Parameter	Description
<code>ip-addr</code>	Switch IPv4 address
<code>domain_</code>	Switch domain name

**Description:** There is a port option, and it corresponds to the relevant description.

**Example:**

```
Switch # config
Switch(config)# telnet 192.168.80.201
<cr>
port TCP/UDP port
```

---

- View help information 3

**Command:** `ssh public key?`

**Mode:** global configuration mode

**Parameter:** none

**Description:** There are 3 items of information delete , list , tftp: // , and corresponding to the relevant description

**Example:**

```
Switch # config
Switch(config)# sshpublickey
delete Delete the public key on the device
list The key file that has been downloaded to the device list
tftp:// SSH Server public key download
```

- 
- o SSH connection management device

**Command:** ssh {ip-addr |domain} {keyfile/port/removeknownhosts/user}

**Mode:** Privileged Exec Mode

**Parameter:**

Parameter	Description
ip-addr	Device IPv4 address or IPv6 address
domain	switch domain name
keyfile	Specify the private key file to use
port	Specify the port number of the device to be connected
remove known hosts	Clear connected hosts
user	Specify the username to connect to

**Description:** and manage other devices through SSH , and specify the user name, port and private key file. In this way, you can log in to the gwnmenu interface of GWN AP/Route and the CLI interface of GWN Switch to manage devices. Use the specified private key to log in to the server encrypted by the corresponding public key

**Example:**

```
The IP address of the SSH server is 192.168.0.254, and the SSH service is enabled by default on the GWN switch
```

```
Log in to the SSH server using the default root account
Switch# ssh 192.168.0.254
```

```
Log in to the SSH server using the admin account
Switch# ssh 192.168.0.254 user admin
```

```
If the SSH server changes the SSH port to 6622, specify the port to log in
Switch# ssh 192.168.0.254 user admin port 6622
```

```
If the SSH server uses public key encryption and the private key is GWN, use the key to log in
Switch# ssh 192.168.0.254 user root keyfile GWN
```

```
The switch has been connected to the switch device, and the device has been restored to factory settings, you need to clear the knownhosts and then log in
Switch# ssh 192.168.0.254 removeknownhosts
```

- 
- o Telnet connection management device

**Command:** telnet {ip-addr |domain} {port}

**Mode:** Privileged Exec Mode

**Parameter:**

Parameter	Description
<b>ip-addr</b>	Device IPv4 address or IPv6 address
<b>domain</b>	switch domain name
<b>port</b>	Specify the port number of the device to be connected

**Description:** and manage other devices via Telnet

**Example:**

```
Telnet server is 192.168.0.254, and the SSH service is disabled by default on the GWN switch
```

```
Log in with telnet  
Switch# telnet 192.168.0.254
```

```
Modify the port of the Telnet server to 6623, and specify the port to log in  
Switch# telnet 192.168.0.254 port 6623
```

- 
- Upload secret key

**Command:** sshpublickey tftp://target\_ip/target\_file

**Mode:** global configuration mode

**Parameter:**

Parameter	Description
<b>tftp://target_ip</b>	Upload the key file through TFTP
<b>target_file</b>	key file that needs to be uploaded

**Description:** Upload the secret key file through TFTP , support to upload and use the private key file in RSA/ecdsa/ed26619 format

The secret key uploaded successfully Downloading Done

Failed to upload the secret key Downloading config file failed

**Example:**

```
Switch#configure  
Switch(config)# sshpublickey list  
Switch(config)# sshpublickey tftp://192.168.99.176/gwn  
Downloading Done
```

- 
- The list of uploaded keys

**Command:** ssh publickey list

**Mode:** global configuration mode

**Parameter:** none

**Description:** View all uploaded key files

**Example:**

```
Switch # configure
Switch(config)# sshpublickey list
gwn
```

- 
- Delete uploaded key

**Command:** ssh publickey delete xxx

**Mode:** global configuration mode

**Parameter:**

Parameter	Description
xxx	key file name

**Description:** Delete the key file named xxx

**Example:**

```
Switch # configure
Switch(config)# ssh publickey delete xxx
Switch(config)# sshpublickey list
```

- 
- View device key

**Command:** show flash

**Mode:** privileged EXEC mode

**Parameter:** none

**Description:** View device key file

**Example:**

```
Switch # show flash
File Name File Size Modified
-----
startup-config 2283 2023-05-22 03:23:33
flash.log 3552 2023-05-19 11:56:38
rsa2 2455 2023-05-18 03:13:34
dsa2 668 2023-05-18 03:13:39
rsa2.pub 559 2023-05-18 03:13:34
dsa2.pub 595 2023-05-18 03:13:39
ssl_cert 1245 2023-05-18 03:13:44
image 12277439 2023-05-18 12:27:04
```

- 
- Upload device key to other devices

**Command:** copy flash://target\_file tftp://target\_ip

**Mode:** privileged EXEC mode

**Parameter:** none

**Description:** Upload the device's own key to other devices

**Example:**

```
Switch# copy flash://rsa2 tftp://192.168.99.176
Uploading file. Please wait...
Uploading Done
```

---

## Manage ACL

- Enabling/Disabling Hardware Management ACL

**Command Syntax:**

1. management hardware-access enable
2. no management hardware-access enable

**Mode:** Global Configuration Mode

**Parameters:** None

**Description:** Enable or disable the hardware management ACL.

**Example:**

```
# Enable hardware management ACL.
Switch(config)# management hardware-access enable

# Disable hardware management ACL.
Switch(config)# no management hardware-access enable
```

---

- Configuring/Deleting Hardware Management ACL

**Command Syntax:**

1. management hardware-access-rule sequence <1-2147483647> {permit | deny} (https | ssh | telnet | snmp) interface vlan <1-4094> ip ABCD [mask ABCD]
2. no management hardware-access-rule sequence <1-2147483647>

**Mode:** Global Configuration Mode

**Parameters:**

Parameter	Description
<1-2147483647>	Hardware ACL rule number.
{ permit /deny}	The behavior when matching the hardware ACL rule is either allow or deny.
(https ssh telnet snmp)	Service type for accessing the switch

Parameter	Description
<1-4094>	VLAN ID of the VLAN IP interface.
ABCD	Source IP address and mask of the access.

**Description:** Configure or delete hardware management ACLs with specific rules for allowing or denying access to the switch via services such as HTTP, SSH, Telnet, or SNMP.

**Example:**

```
Configure the rule number to 1, the behavior to deny , the source IP to 10.0.0.1 00 , the mask to
255.255.255.0 , and access the switch 's hardware management ACL via https
Switch (config)# management hardware-access enable
Switch (config)# management hardware-access-rule sequence 1 deny https interface vlan 10 ip 10.0.0.1 00 mask
255.255.255.0
```

- o Viewing Hardware Management ACL

**Command Syntax:** show management hardware-access

**Mode:** Privileged EXEC mode

**Parameters:** None

**Description:** View the currently configured hardware management ACL.

**Example:**

```
Switch# show management hardware-access
```

- o Configuring/Deleting Software Management ACL

**Command Syntax:**

1. management software-access-list NAME
2. no management software-access-list NAME

**Mode:** Global Configuration Mode

**Parameters:**

Parameter	Description
NAME	The name of the software management ACL, up to 64 characters long.

**Description:** Configure or delete software management ACL by specifying a unique ACL name.

**Example:**

```
# Enable hardware management ACL.
Switch(config)# management hardware-access enable

# Configure software management ACL with the name "ACL-List-1".
Switch(config)# management software-access-list ACL-List-1

# Delete software management ACL with the name "ACL-List-1".
Switch(config)# no management software-access-list ACL-List-1
```

- Configuring/Deleting Software Management ACL Rules

### Command Syntax:

1. sequence <1-2147483647> {permit | deny} [ip ABCD/ABCD] [ipv6 X:X::X/X/<1-128>] [interfaces IF\_PORTS] service [https] [snmp] [ssh] [telnet]
2. no sequence <1-2147483647>

**Mode:** Global Configuration Mode

### Parameters:

Parameter	Description
<1-2147483647>	Software ACL rule number.
{ permit /deny}	When a software ACL rule is matched, the behavior is either allow or deny.
[ip ABCD/ABCD]	Source IP address and mask of the access.
[ipv6 X:X::X/X/<1-128>]	Source IPv6 address and prefix length of the access.
[interfaces IF_PORTS]	Specify the access ports (supports electrical, optical, and aggregation ports).
[https] [snmp] [ssh] [telnet]	Service type for accessing the switch (multiple selections allowed).

### Description:

Configure or delete software management ACL rules with specific parameters for IP addresses, interfaces, and services such as HTTPS, SNMP, SSH, and Telnet.

### Example:

```
Configure the rule number to 1, allow the source IP to be 10.0.0.100 , the mask to be 255.255.255.0 , the
ipv6 to be 2001::1 , the prefix to be 128 , and access the software ACL rule of the switch through port
1/0/10 in https mode
Switch(config-macl)#sequence 1 permit ip 10.0.0.100/255.255.255.255 ipv6 2001::1/128 interfaces eth1/0/10
service https
```

- Enabling/Disabling Software Management ACL

### Command Syntax:

1. management software-access-class NAME
2. no management software-access-class NAME

**Mode:** Global Configuration Mode

### Parameters:

Parameter	Description
NAME	The name of the software management ACL, up to 64 characters long.

**Description:**

Enable or disable a software management ACL.

**Note:** Only one software management ACL can be enabled at a time.

**Example:**

```
# Enable software management ACL with the name "1".
Switch(config)# management software-access-class 1

# Disable software management ACL with the name "1".
Switch(config)# no management software-access-class 1
```

- o Viewing Software Management ACL

**Command Syntax:**

1. show management software-access-class
2. show management software-access-list [NAME]

**Mode:** Privileged EXEC mode

**Parameters:**

Parameter	Description
NAME	The name of the software management ACL, up to 64 characters long.

**Description:**

View the details of the software management ACL, including active and configured access lists.

**Example:**

```
# View the active software management ACL.
Switch# show management software-access-class

# View the details of software management ACL with the name "1".
Switch# show management software-access-list 1
```

## Login service

### View telnet/ssh/console process status

**Command:** show line telnet/ssh/console

**Mode:** privileged EXEC mode

**Parameter:** none

**Description:** View telnet/ssh/console process status

**Example:**

```
Switch# show line telnet

Telnet =====
Telnet Server : enabled
Session Timeout : 10 (minutes)
History Count : 128
Password Retry : 3
Silent Time : 180 (seconds)
```

---

**Modify telnet/ssh/console idle time**

**Command:**

1. **line telnet/ssh/console**
2. **exec-timeout < 0-65535>**

**Mode:** global configuration mode

**Parameter:**

Parameter	Description
< 0-65535>	specified minutes, 0 means no timeout

**Description:** Modify telnet/ssh/console idle time

**Example:**

```
Switch#configure
Switch (config) #line telnet /ssh/console
Switch (config) #exec -timeout 100
Switch (config) #do show line telnet/ssh/console
```

---

**Modify telnet/ssh/console history command count**

**Command:**

1. **line telnet/ssh/console**
2. **history < 1-256>**

**Mode:** global configuration mode

**Parameter:**

Parameter	Description
< 1-256>	History command count

**Description:** Modify telnet/ssh/console history command count

**Example:**

```
Switch#configure
Switch (config) #line telnet /ssh/console
Switch (config) #history 100
Switch (config) #do show line telnet/ssh/console
```

---

## Modify the number of telnet/ssh/console password retries

### Command:

1. **line telnet/ssh/console**
2. **password-thresh** < 0-120>

**Mode:** global configuration mode

### Parameter:

Parameter	Description
< 0-120>	Number of password retries allowed , 0 means unlimited

**Description:** Modify the number of telnet/ssh/console password retries

### Example:

```
Switch#configure
Switch (config) #line telnet /ssh/console
Switch (config) #password-thresh 5
Switch (config) #do show line telnet/ssh/console
```

---

## Modify telnet/ssh/console silent time

### Command:

1. **line telnet/ssh/console**
2. **silent-time** < 0-65535>

**Mode:** global configuration mode

### Parameter:

Parameter	Description
< 0-65535>	suppress console response , 0 means unlimited

**Description:** Modify telnet/ssh/console silent time. When the user enters the password to log in, the authentication fails, the number of failed retries will be increased by one, when the number of failed retries exceeds the configured number, the cli will block the login for a silent time

### Example:

```
Switch#configure
Switch (config) #line telnet /ssh/console
Switch (config) #silent-time 2400
Switch (config) #do show line telnet/ssh/console
```

---

## Clear telnet/ssh process

**Command:** clear line telnet|ssh

**Mode:** privileged EXEC mode

**Parameter:** none

**Description:** Clear telnet /ssh processes

**Example:**

```
Switch# clear line telnet|ssh
```

---

## User Management

### View user list

**Command:** show username

**Mode:** privileged EXEC mode

**Parameter:**

Parameter	Description
Priv	user level
type	user type
User Name	username
Password	password

**Description:** view user list

**Example:**

```
Switch# show username
```

---

### View all current online users

**Command:** show users

**Mode:** privileged EXEC mode

**Parameter:**

Parameter	Description
Username	username
Protocol	protocol
location	address

**Description:** View all current online users

**Example:**

```
Switch # show users

Username Protocol Location
-----
console0.0.0.0
admin telnet 192.168.122.52
```

## View current user's level

**Command:** show privilege

**Mode:** privileged EXEC mode

**Parameter:**

Parameter	Description
Current CLI Username	Current CLI username
Current CLI Privilege	Current CLI user level

**Description:** View current user's level

**Example:**

```
Switch # show privilege

Current CLI Username: admin
Current CLI Privilege: 15
```

## Add user

**Command:** username WORD<1-64> [privilege (admin|monitor|operator)]  
(password UNENCRYPY-PASSWORD | secret UNENCRYPY-PASSWORD | secret encrypted ENCRYPT-PASSWORD)

**Mode:** global configuration mode

**Parameter:**

Parameter	Description
-----------	-------------

<b>WORD&lt;1-64&gt;</b>	Username , character range : 1-64, "\?/, characters are not supported.
<b>privilege (admin monitor operator)</b>	User level: administrator  monitor  operator
<b>password UNENCRYPY-PASSWORD</b>	Password is not encrypted
<b>secret UNENCRYPY-PASSWORD</b>	Encryption, the password is before encryption
<b>secret encrypted ENCRYPT-PASSWORD</b>	Encrypted, the password is encrypted

**Description:** Add user

**Example:**

```
Switch # configure
Switch (config) #username test1 privilege admin password 123456
Switch (config) #username test2 privilege monitor secret 123456
Switch (config) #username test3 privilege operator secret encrypted 123456
Switch (config) # show username
```

## Delete user

**Command:** no username WORD<1-64>

**Mode:** global configuration mode

**Parameter:**

Parameter	Description
<b>WORD&lt;1-64&gt;</b>	Username

**Description:** delete users

**Example:**

```
Switch # configure
Switch (config) #no username test2
```

## Modify the password for user mode to enter privileged mode

**Command:** enable password UNENCRYPY-PASSWORD

**Mode:** global configuration mode

**Parameter:**

Parameter	Description
<b>password UNENCRYPY-PASSWORD</b>	Password is not encrypted

**Description:** Modify the password for user mode to enter privileged mode

**Example:**

```
Switch # configure
Switch (config) # enable password 11111111
```

---

## Modify user password

**Command:** username WORD<1-64>

(password UNENCRYPY-PASSWORD | secret UNENCRYPY-PASSWORD | secret encrypted ENCRYPT-PASSWORD)

**Mode:** global configuration mode

**Parameter:**

Parameter	Description
WORD<1-64>	Username
password UNENCRYPY-PASSWORD	Password is not encrypted
secret UNENCRYPY-PASSWORD	Encryption, the password is before encryption
secret encrypted ENCRYPT-PASSWORD	Encrypted, the password is encrypted

**Description:** Modify user password

**Example:**

```
Switch # configure
Switch( config)#username test3 password aa33333333
Old password: 123456
```

---

## Restore the password for user mode to enter privileged mode to default value (default is empty)

**Command:** enable password ""

**Mode:** global configuration mode

**Parameter:** none

**Description:** Restore the password for user mode to enter privileged mode to the default value (the default is empty)

**Example:**

```
Switch # configure
Switch (config) # enable password ""
```

---

## Time strategy

### View time policy

**Command:** show schedule

**Mode:** privileged EXEC mode

**Parameter:** none

**Description:** View time policy

**Example:**

```
Switch# show schedule
|-----|
| ID:1 | NAME: reboot | USE:
|-----|
| week1:0000-0030
| week2:0000-0030
| abtime1:
|-----|
```

---

## Add time policy

**Command:**

1. **schedule id** *{id}* **name** *{name}*
2. **schedule id** *{id}* **week** *{week}* *{hour}* *{minute}* **to** *{hour}* *{minute}*
3. **schedule id** *{id}* **abtime** *{abtime}* **date** *{date}* **mon** *{mon}* **day** *{day}*

**Mode:** global configuration mode

**Parameter:**

Parameter	Description
<i>{id}</i>	Set the policy ID , an integer ranging from 1-32
<i>{name}</i>	Set the policy name, the input length is 1-64 characters, “\?/, characters are not supported.
<i>{week}</i>	<1-7> monday to sunday
<i>{hour}</i>	<0-24>
<i>{minute}</i>	0 or 30
<i>{ab time}</i>	Set special dates, up to 8
<i>{date}</i>	<2022-9999> years
<i>{mon}</i>	<1-12> month
<i>{day}</i>	<1-31> day

**Description:** add time policy

**Example:**

```
Create a time policy with id 1 and name policy1, and the period is Wednesday 4:00-5:30
Switch(config)# schedule id 1 name policy1
Switch(config)# schedule id 1 week 3 hour 4 minute 0 to hour 5 minute 30
```

## Delete time policy

**Command:** no schedule id {id}

**Mode:** global configuration mode

**Parameter:**

Parameter	Description
{id}	Set the policy ID , an integer ranging from 1-32

**Description:** delete time policy

**Example:**

```
Delete time policy with id 1
Switch(config)# no schedule id 1
```

---

## 1588 v2 TC

**Note:**

Only supported on GWN7806(P)/GWN7811(P)/GWN7812P/GWN7813(P) /GWN7830 /GWN7831 /GWN7832/GWN7816(P).

## Enable/disable global 1588v2 TC

**Command:**

1. ptp enable
2. no ptp enable

**Mode:** global configuration mode

**Parameter:** none

**Description:** Enable/disable global 1588v2 TC function

**Example:**

```
Enable the global 1588 v2 TC function
Switch # config
Switch(config)# ptp enable
```

---

## Configure 1588v2 TC clock type

**Command:** ptp clock-type e2e-tc | p2p-tc

**Mode:** global configuration mode

**Parameter:**

Parameter	Description
e2e-tc	E2E TC clock type
p2p-tc	PTP TC clock type

**Description:** Configure 1588v2 TC clock type

**Example:**

```
Configure the 1588 v2 TC clock type as E2E TC
Switch # config
Switch(config)# ptp enable
Switch(config)# ptp clock-type e2e-tc
```

## Configuring PTP TC Message Encapsulation Format

**Command Syntax:** ptp protocol mac | udp | udp-over-ipv6

**Mode:** Global Configuration Mode

**Parameters:**

Parameter	Description
mac	Ethernet encapsulation (default).
udp	UDP over IPv4 encapsulation.
udp-over-ipv6	UDP over IPv6 encapsulation.

**Description:** Configure the encapsulation format of PTP TC (Precision Time Protocol Transparent Clock) messages. The default encapsulation format is mac.

**Example:**

```
Configure the PTP TC message encapsulation format to mac
Switch# config
Switch(config)# ptp enable
Switch(config)# ptp clock-type p2p-tc
Switch(config)# ptp protocol mac
```

## Configure a PTP TC domain

**Command:** ptp domain <0-255>

**Mode:** global configuration mode

**Parameter:**

Parameter	Description
<0-255>	Configure the PTP TC clock domain ID

**Description:** Configure the PTP TC clock domain

**Example:**

```

Configure the PTP TC clock domain as 10
Switch # config
Switch(config)# ptp enable
Switch(config)# ptp clock-type p2p-tc
Switch(config)# ptp domain 10

```

---

**Configure the PTP TC virtual clock ID**

**Command:** ptp virtualclock-id auto|xxxxxxxxxxxxxxxx

**Mode:** global configuration mode

**Parameter:**

Parameter	Description
<i>auto</i>	Automatically generate virtual clock ID, insert FFFE in the middle of MAC address as ID ( XXXXXX-FFFE-XXXXXX )
xxxxxxxxxxxxxxxx	16 hexadecimal characters , if it is less than 16 digits , it will be automatically filled with 0 in front

**Description:** Configure the PTP TC virtual clock ID

**Example:**

```

Configure the ID of the PTP TC virtual clock as 12365 acaaaaa
Switch # config
Switch(config)# ptp enable
Switch(config)# ptp clock-type p2p-tc
Switch(config)# ptp virtual-clock-id 12365acaaaaa

```

---

**Enable/disable 1588 v2 TC on interface**

**Command:**

1. ptp enable
2. no ptp enable

**Mode:** interface configuration mode

**Parameter:** none

**Description:** Enable/disable the 1588 v2 TC function of the port

**Example:**

```

Enable the 1588 v2 TC function of port 1/0/1 -1 /0/10
Switch # config
Switch(config)# interface range e1/0/1-e1/0/10
Switch(config-if-range)# ptp enable

```

---

## View 1588 v2 TC related information

**Command:** show ptp state

**Mode:** privileged EXEC mode

**Parameter:** none

**Description:** View global and port 1588 v2 TC status

### Example:

```
Switch# show ptp state
|-----|
PTP clock type : e2e-tc
|-----|
PTP state : enabled
|-----|
| LogicPort mode |
|-----|
| eth1/0/1 Disabled |
|-----|
| eth1/0/2 Disabled |
|-----|
| eth1/0/3 Disabled |
|-----|
| eth1/0/4 Disabled |
|-----|
| eth1/0/5 Disabled |
|-----|
| eth1/0/6 Disabled |
|-----|
| eth1/0/7 Disabled |
|-----|
| eth1/0/8 Disabled |
|-----|
| eth1/0/9 Disabled |
|-----|
| eth1/0/10 Disabled |
|-----|
| eth1/0/11 Disabled |
|-----|
| eth1/0/12 Disabled |
|-----|
| eth1/0/13 Disabled |
|-----|
| eth1/0/14 Disabled |
|-----|
| eth1/0/15 Disabled |
|-----|
| eth1/0/16 Disabled |
|-----|
```

---

## Restart and view running configuration

### Reboot

**Command:** Reboot

**Mode:** privileged EXEC mode

**Parameter:** none

**Description:** reboot switch

**Example:**

```
Switch # reboot
```

---

**View running configuration****Command:** show running-config**Mode:** privileged EXEC mode**Parameter:** none**Description:** View running configuration**Example:**

```
Switch# show running-config
```

---

## STACK

### Stack Settings

#### Enable/Disable Global Stacking

**Command:** stack enable**Command:** no stack enable**Mode:** Global Configuration Mode**Parameter:** None**Description:** Enables or disables the global device stacking function.**Example:**

```
Switch(config)# stack enable
```

---

#### Configuring Stack Priority

**Command:** stack member `<1-4>` priority `<1-255>`**Mode:** Global Configuration Mode**Parameter:**

Parameter	Description
<code>&lt;1-4&gt;</code>	Device ID (range: 1–4)
<code>&lt;1-255&gt;</code>	Stack priority value (range: 1–255; 255 = highest)

**Description:**

Sets the priority of a device within the stack. A higher priority increases the chance of being selected as the stack master.

**Example:**

```
Switch(config)# stack member 1 priority 255
```

---

## Modify the Stack Device ID

**Command:** stack member <1-4> renumber <1-4>

**Mode:** Global Configuration Mode

**Parameter:**

Parameter	Description
<1-4>	Stack device ID (integer from 1 to 4)

**Description:**

Modifies the ID of a stack device.

**Example:**

```
Switch(config)# stack member 1 renumber 3
```

**Notes:**

- Each stack device must have a **unique device ID** to form a valid stack group.
  - After changing a stack device ID, you must **save the configuration and reboot** for the change to take effect.
  - Once a stack group is formed with **two or more devices**, the stack ID and priority **cannot be modified**. On a **single-device stack**, changes are allowed.
- 

## Stack Interface Configuration

### Enter the Stacking Port

**Command:** int stack-port <slot-id/stack-port-number>

**Mode:** Stack Interface Configuration Mode

**Parameter:**

Parameter	Description
slot-id/stack-port-number	Specifies the stack port. <code>slot-id</code> is 1–4 (device ID), <code>port-number</code> is 1–2 (logical stack port)

**Description:**

Enters stack interface configuration mode for the specified stack port.

**Example:**

```
Switch(config)# int stack-port 1/1
```

---

## Setting the Stack Port

**Command:** port interface [IF\_PORTS | IF\_PORTS to IF\_PORTS] enable

**Command:** no port interface [IF\_PORTS | IF\_PORTS to IF\_PORTS] enable

**Mode:** Stack Interface Configuration Mode

**Parameter:**

Parameter	Description
IF_PORTS	Single Ethernet port (typically one of the last 2 or 4 10G SFP+ ports)
IF_PORTS to IF_PORTS	Range of Ethernet ports (used for selecting multiple SFP+ ports)

### Description:

Adds or removes Ethernet ports to/from the stacking interface. Only supported on specific 10G SFP+ ports.

### Example:

```
Switch(config)# int stack-port 1/1
Switch(config-stack-port)# port interface Ethernet 1/0/9 enable
```

### Notes:

- Stack connections require **cross-connection**: e.g., Device 1's Stack Port 1 must connect to Device 2's Stack Port 2.
- Each stack logical port can connect to only **one other device**.
- Only the **last 2 or 4 10G SFP+ ports** support stacking. For example, on GWN7832 (with 12 SFP+ ports), only ports **9–12** support stacking.
- Ethernet ports must be **shut down** before adding to a stack port.
- Once stacking is formed with 2+ devices, the **last active stacking port** cannot be shut down.
- **Stack ports do not support copper transceivers (RJ45 modules)**.

---

## View Stack Related Information

### Checking Stack System Information

**Command:** show stack

**Mode:** Privileged EXEC mode

**Parameter:** None

**Description:** Displays system-wide stack information including device roles, IDs, priorities, and link status.

### Example:

```
Switch# show stack
```

---

## Check the Stack System Configuration

**Command:** show stack configuration

**Mode:** Privileged EXEC mode

**Parameter:** None

**Description:** Displays the current stack configuration including member device IDs, priorities, and assigned stack ports.

**Example:**

```
Switch# show stack configuration
```

---

## View Stacking Topology

**Command:** show stack topology

**Mode:** Privileged EXEC mode

**Parameter:** None

**Description:** Displays the physical and logical topology of the stacking system.

**Example:**

```
Switch# show stack topology
```

---

## Check the Stack System Upgrade Status

**Command:** show stack upgrade

**Mode:** Privileged EXEC mode

**Parameter:** None

**Description:** Displays the upgrade status of all devices in the stack, including version info and synchronization progress.

**Example:**

```
Switch# show stack upgrade
```

---

## Check the Status of the Stack Port

**Command:** show interfaces stack-port <slot-id/stack-port-number>

**Mode:** Privileged EXEC mode

**Parameter:**

Parameter	Description
slot-id/stack-port-number	Specifies the stack port. <code>slot-id</code> is 1–4 (device ID), <code>port-number</code> is 1–2 (logical stack port)

**Description:**

Displays the operational status, link condition, and physical connection details of the specified stack port.

**Example:**

```
Switch# show interfaces stack-port 1/1
```

---

**Check the Stack Port Protocol Message Information**

**Command:** show interfaces stack-port <slot-id/stack-port-number> pkt-stat

**Mode:** Privileged EXEC mode

**Parameter:**

Parameter	Description
slot-id/stack-port-number	Specifies the stack port. <code>slot-id</code> is 1–4 (device ID), <code>port-number</code> is 1–2 (logical stack port)

**Description:**

Displays protocol packet statistics and message-level information for the specified stack port.

**Example:**

```
Switch# show interfaces stack-port 1/1 pkt-stat
```

---

**Check the Stack Port Protocol Message Information**

**Command:** show interfaces stack-port <slot-id/stack-port-number> pkt-stat

**Mode:** Privileged EXEC mode

**Parameter:**

Parameter	Description
slot-id/stack-port-number	Specifies the stack port. <code>slot-id</code> is 1–4 (device ID), <code>port-number</code> is 1–2 (logical stack port)

**Description:**

Displays protocol-level packet statistics for the specified stack port.

**Example:**

```
Switch# show interfaces stack-port 1/1 pkt-stat
```

```
Interface stack-port 1/1 pkt-stat
Rx-Pkts:          0
Tx-Pkts:          0
Err-Pkts:         0
Stack-Rx-Pkts:   0|0|0
Stack-Tx-Pkts:   0|0|0
```

---

# CHANGE LOG

This section highlights significant changes and updates in the GWN78xx switches CLI Guide. Major feature additions and improvements are documented below. Minor updates for corrections or editing are not documented here.

## Version 1.8

Supported models: GWN780x, GWN781x, GWN783x, GWN782x

Firmware: 1.0.15.126

- Added PVLAN. [[PVLAN](#)]
- Added Stacking. [[Stack](#)]
- Add RPVST for STP [[Spanning tree](#)]
- Add more interface information. [[System Information](#)]

## Version 1.7

Supported models: GWN780x, GWN781x, GWN783x, GWN782x

Firmware: 1.0.13.6

- Added new models: GWN7821P/GWN7822P.
- Added BGP. [[BGP](#)]
- Added Routing Policy. [[Routing Policy](#)]
- Added MVR. [[MVR](#)]

## Version 1.6

Supported models: GWN780x, GWN781x, GWN783x

Firmware: 1.0.9.15

- Removed DAC cable configuration.
- Added more settings to STP, including options to ignore VLAN in BPDU, root protection, and loopback protection. [[Spanning Tree](#)]
- Updated the pool lease range for the DHCP server. [[DHCP Server](#)]
- Added policy routing feature. [[Policy Routing](#)]
- Optimized RIP/RIPng protocols. [[RIP](#)] [[RIPng](#)]
- Enhanced CBS valid range in Queue Shaping. [[Queue Shaping](#)]
- Added redirect to interface functionality for ACL. [[ACL](#)]
- Introduced port-based remote-ID configuration for DHCP Snooping. [[DHCP Snooping](#)]
- Added log aggregation for improved log management. [[Log Aggregation](#)]
- Implemented Ping watchdog feature in diagnostics. [[Ping Watchdog](#)]
- Added RSPAN, supporting both port-based and ACL-based remote mirroring. [[Mirror](#)]
- Enhanced SNMP Traps capabilities. [[Configuring SNMP Trap](#)]
- Integrated PoE-PSE TLV into LLDP. [[LLDP port setting](#)]
- Added alert features for improved monitoring. [[Alarm](#)]
- Introduced management ACL, supporting both hardware-based and software-based management ACLs. [[Manage ACL](#)]
- Updated management platform settings for better control. [[Management platform settings](#)]

## Version 1.5.2

Supported models: GWN780x, GWN781x, GWN783x

Firmware: 1.0.7.71

- Introduced port scheduling feature.
- Added Port Group functionality.
- Integrated Loopback Detection.
- Added QinQ support.
- Introduced MAC VLAN and Protocol VLAN.
- Added VLAN Translation capabilities.
- Added default gateway settings under management VLAN.
- Prioritized gateway configuration when using DHCP to assign VLAN IP addresses.
- Updated the valid range for DHCP server duration.
- Introduced IP/IPv6 unicast routing on/off toggle.
- Added support for OSPFv3.
- Introduced VLAN bind ACL functionality.
- Added ACL Rate Limiting.
- Enhanced IPv6 Source Guard features.
- Added mask configuration for IPSG/IPv6SG.
- Added MAC authentication functionality.
- Updated Option 82 in DHCP Snooping.
- Added support for DHCPv6 Snooping.
- Introduced FTP/FTPS methods for upgrading.
- Added Fiber Module Diagnostics feature.
- Displayed port status in EEE.
- Integrated Daylight Saving Time settings.
- Customizable HTTPS/SSH ports added under Web Service Management.
- Updated Manager Settings.

### **Version 1.3**

Supported models: GWN780x, GWN781x, GWN783x

- Introduced new models: GWN7830, GWN7831, and GWN7832.
- Added working mode for GWN7831 Combo port.
- Enhanced PoE functionality.

### **Version 1.2**

Supported models: GWN780x, GWN781x

- Introduced new models: GWN7806(P), GWN7811(P), GWN7812P, GWN7813(P).
- Added auto-detection and DAC cable support for SFP+.
- Added dynamic voice VLAN support.
- Introduced gateway priority for VLAN interfaces.
- Added RIP and RIPng protocols.
- Added OSPF protocol.
- Enhanced QoS settings.
- Introduced ACL advanced settings.

- Added auto-voice network policy in LLDP-MED.
- Updated SSH/Telnet client.
- Added 1588v2 TC support.

### **Version 1.1**

Supported models: GWN780x

- Renamed switch basic settings to System/Basic Settings/Basic Info.
- Added fan status monitoring.
- Updated interface naming from "GigabitEthernet id" to "Ethernet 1/0/id" (e.g., gi{id} to eth1/0/id).
- Introduced PVST in STP.
- Added VLAN IPv4 and IPv6 Interfaces.
- Added support for VLAN IPv6 RA.
- Introduced DHCP Server and DHCP Relay functionality.
- Added ARP and ND capabilities.
- Introduced DNS functionality.
- Modified IGMP Snooping Querier behavior.
- Enhanced Multicast Group Address Configuration in IGMP Snooping.
- Updated MLD Snooping Querier.
- Added Route Table and Static Routing features.
- Introduced PoE power-off scheduling in PoE port settings.
- Enhanced QoS functionality.
- Introduced scheduling in ACL rules.
- Added upgrade scheduling.
- Added Copper Test functionality.
- Introduced EEE support.
- Updated Basic Settings and Access Control in System settings.
- Added Scheduling functionality.

### **Version 1.0**

Supported models: GWN780x

- Initial version.

### **Need Support?**

Can't find the answer you're looking for? Don't worry we're here to help!

[CONTACT SUPPORT](#)