

Introducing SpaceGAIN—only from Black Box.

Cabinet real estate is expensive.  
Gain 4" of valuable cabling space with SpaceGAIN.

Unique, space-saving cables and panels for high-density infrastructures, crowded cabinets, and the desktop.



Turn tight spaces into right spaces.

- » 90° Right-Angle Patch Cables
- » 48-Port, 1U, High-Density Feed-Through Patch Panels
- » 45° Angled-Port Patch Panels
- » 128° Angled Patch Panels
- » 6" Reduced-Length Patch Cables

Reduce  
cabling space,  
management,  
and costs.



Without SpaceGAIN

*Does this ever happen to you?  
These cables protrude so much you  
can't even close the cabinet door.*



With SpaceGAIN

*Gain up to 4" of valuable cabling space and keep cabinet doors  
securely locked with SpaceGAIN 90° Right-Angle Patch Cables.*

## Introducing SpaceGAIN—unique space-saving solutions for high-

Reduce cabling space, management, and costs.

Today, as more and more IT managers move to high-density configurations, space in the data centre is becoming more and more valuable. This applies to the desktop, too. Increasingly, people are working with two monitors, a standard keyboard, plus a laptop on their desktop. Space—and cabling—is becoming a real issue.

SpaceGAIN is a new family of patch cables and panels designed to help you create space, instead of taking up space, in the data cabinet and at the desktop.



Found only at Black Box, SpaceGAIN cables and patch panels will help turn tight spaces into right spaces. You'll gain space for cabling in the closet and reduce cable management, installation time, and costs. At the desktop, you'll tame cable chaos and make much neater cabling connections. Plus, you'll be able to easily make those really tight, hard-to-fit wallplate connections behind desks and furniture.

SpaceGAIN started with some hands-on research. We worked in our data lab and actively developed and tested the SpaceGAIN products. The result is a space-saving solution produced for Black Box customers.

The SpaceGAIN family consists of:

- 90° Right-Angle Patch Cables, pages 3–6 (a Black Box Exclusive)
- 6" Reduced-Length Patch Cables, page 7
- Angled Patch Panels, page 8
- 45° Angled-Port Patch Panels, page 9
- 48-Port, 1U, High-Density Feed-Through Patch Panels, page 10 (a Black Box Exclusive)

Best of all, SpaceGAIN products are guaranteed for life so you can be assured they'll continue working for you for a long time to come.



*Cables flow downward—not out—saving even more space with our award-winning SpaceGAIN 45° Angled-Port Patch Panels.*

*Gain more cabling space and make neater cabinet connections with the ingenious duo of SpaceGAIN 45° Angled-Port Patch Panels and 90° Right-Angle Patch Cables.*



## density infrastructures, crowded cabinets, and the desktop.

### The inspiration behind SpaceGAIN: the data centre mistake I made only once.

"SpaceGAIN cables and panels are for people like me. Once, when designing a data centre, I made a mistake I'll never make again.

"When ordering new data cabinets, I carefully took into account the measurements of the new, deeper equipment to make sure it would fit. I left room for cable on the sides of the cabinet. I ordered cable managers. What I didn't do was account for four inches of cabling volume in front of the equipment.

"Once everything was installed, the cables stuck out so far, I couldn't close the cabinet doors. Boy, was my face red. I ended up ordering

custom cabinet doors that protruded six inches to accommodate the cabling. It was a very expensive mistake.

"The only good that came out of the whole unfortunate episode was the inspiration for SpaceGAIN. If I had this problem, I was sure other people did, too. I talked to product development, and the result is presented here for you.

"As an avid angler, I know SpaceGAIN gives a whole new meaning to the phrase 'angling for space'."

Andrew Schmeltzer, Cabling Product Manager

## CAT5e and CAT6 90° Right-Angle Patch Cables

Tight fit? These cables have the "right angle" to save space.



A Black Box  
Exclusive

**CAT5e**  
**CAT6**

Gain up to 4" of valuable space in crowded data cabinets with SpaceGAIN 90° Right-Angle Patch Cables.

Shown: SpaceGAIN 90° Right-Angle Patch Cable, Down-Down (EVNSL21E-0001-90DD)

- Save up to four inches of space in crowded cabinets.
- Make tight wallplate connections behind furniture and equipment.
- Tame cable chaos on your desktop.
- For the perfect fit, choose from a whole family of cables with up, down, left, and right angled connectors.
- Meet or exceed CAT5e or CAT6 specifications.
- Avoid excessive bends and reduce stress on the cable.
- Feature four 24 AWG unshielded twisted wires, RJ-45 connectors, molded boots, and a PVC jacket.
- Connectors have gold-plated contacts.
- **WARRANTY** — Lifetime.

Retrofitting a cabinet?  
Installing newer, deeper equipment?  
Want to make sure your cabinet door closes?

In high-density configurations, cabinet space is becoming an increasingly scarce commodity. Gain space in your cabinets (and ensure the door will close) by using our exclusive SpaceGAIN 90° Patch Cables. You can save up to 4 inches of space in front of your patch panels and rack-mounted equipment. That's significant when every inch counts in today's high-density data centres. If you've ever retrofitted cabinets or installed

extra-deep equipment, you've probably run into the problem of not being able to close the cabinet door. SpaceGAIN solves the problem. Better yet, you'll save both time and money by eliminating cable managers.

The down and up cables are ideal for data centre applications. Use them for high-density patch panel connections. Tame the cable chaos on your desk with the right and left cables. Use them for quick laptop connects and disconnects. They're also ideal for tight wallplate connections behind desks and other furniture.

### FREE, Live, 24/7 Tech Support

Talk with an expert in 20 seconds or less at 0118 965 6000 or go to [www.blackbox.co.uk](http://www.blackbox.co.uk).



### Connector combinations

#### Down and up cables

- 90° down to a 180° straight connector
- 90° down to a 90° down connector
- 90° down to a 90° up connector

#### Left and right cables

- (not to be used in patch panel and switch applications)
- 90° left to a 180° straight connector
  - 90° right to a 180° straight connector

## The “Ups” and “Downs” of SpaceGAIN 90° Right-Angle Patch Cables.

SpaceGAIN 90° Angle CAT5e/CAT6 Patch Cables come with up, down, left, and right-angled connectors, as well as straight connectors. What you choose depends on your application.



### Down–Down Cable

*The clip is on the bottom and the cable runs down.  
Shown: EVNSL21E-0003-90DD*



### Down–Up Cable

*The down clip faces down and the cable runs down. The up clip faces down and the cable runs up.  
Shown: EVNSL23E-0003-90DU*



### Right–Straight Cable

*The clip is on the bottom and the connector faces right.  
Shown: EVNSL21E-0003-90RS*



### Left–Straight Cable

*The clip is on the bottom and the connector faces left.  
Shown: EVNSL27E-0003-90LS*

### Up and down.

Choose the up and down cables to save space when making patch panel, switch, or other equipment connections in your cabinets and racks. They're also great for connections on the back of equipment sitting at the edge of desks or counters.

The up–down cables come in a variety of configurations: down–down, up–down, down–straight, and up–straight.

### Right and left.

To save space at the desktop, choose our left and right cables, which are ideal for laptop or docking station connections. They're also extremely useful for making tight wallplate connections behind furniture. These cables come in right–straight and left–straight configurations.

For complete 90° angle selection information, see pages 5–6.

## The move to high-density infrastructures: survey results.

With high-density infrastructures and larger, deeper networking equipment becoming the norm, space in the data centre is at a premium.

In recent surveys\* of IT professionals around the globe, 85% said they were moving to high-density deployments. Respondents indicated they required higher density to reduce costs and simplify operations.

The top reasons were:

- 50%: Save cabinet/rack space.
- 47%: Lower costs.
- 45%: Lower energy consumption.
- 39%: Save floor space.
- 38%: Cable management.

SpaceGAIN can help you do all the above.

If you're moving to a higher-density infrastructure, planning a new data centre, or are retrofitting existing cabinets, consider SpaceGAIN. It will give you the assurance that you'll have enough room to accommodate high-density cabling without excessive cabling volume. That's extremely important when it comes to proper cabinet and data centre planning. More cable volume means less space for cool air. More cool air means better energy efficiency and lower energy costs—a plus in going green.

In addition, SpaceGAIN cables and panels can enhance system maintenance and management. By routing cables directly into patch panels and other equipment, you eliminate cable management equipment, costs, and a lot of time in installation and maintenance to work around them.

\* "Innovating in a Time of Change: Investment and Technical Trends in the Data Centre." CommScope, Sept. 2009

More SpaceGAIN 90° Right-Angle Patch Cables. Turn the page for more applications, specs, and prices.



# Make tight spaces right spaces with SpaceGAIN.

## Save space in crowded cabinets.

In the data centre.

SpaceGAIN cables give you an ingenious new way to save space in high-density configurations. Streamline panel and switch connections and gain up to 4 inches of valuable space in crowded cabinets. You'll never have to worry about closing cabinet doors again.



*Down cable: cable clip faces down and the cable angles down.  
Shown: EVNSL21E-0001-90DD*

## Save space at the desktop.

At the desktop.

SpaceGAIN cables make the perfect desktop companion, especially if you use both a full-size monitor and a laptop. SpaceGAIN cables will keep those chaotic cable connections under control. They're also great for countertop, display, and point-of-sale connections.



*Right cable: Cable clip faces down and the cable exits to the right.  
Shown: EVNSL21E-0003-90RS*



*Right cable: Cable clip faces up and the cable exits to the left.  
Shown: EVNSL21E-0003-90RS*



*Down cable: Cable clip faces down and the cable angles down.  
Shown: EVNSL24E-0003-90DS*

## Save space behind furniture.

At the wallplate.

Ever try to push furniture against the wall, but couldn't because of cables sticking out? Now you can without worrying about damaging the connector or accidentally dislodging the cable. SpaceGAIN cables are perfect for those tight wallplate connections.



*Up cable: Cable clip faces down and the cable angles up.  
Shown: EVNSL24E-0003-DU  
EVNSL24E-0003-DU*



*Down cable: Cable clip faces down and the cable angles down.  
Shown: EVNSL23E-0003-DS  
EVNSL23E-0003-DS*



*Left cable: Cable clip faces down and the cable angles left.  
Shown: EVNSL21E-0003-90LS  
EVNSL21E-0003-90LS*




*Right cable: Cable clip faces down and the cable angles right.  
Shown: EVNSL21E-0003-90RS  
EVNSL21E-0003-90RS*

Save even more space with this exclusive SpaceGAIN combo:  
90° Patch Cables and 48-Port, 1U, High-Density Feed-Through Patch Panels.

- Retrofitting a cabinet?
- Installing newer, deeper equipment?
- Want to make sure your cabinet door closes?

In high-density configurations, cabinet space is becoming an increasingly scarce commodity. Gain space in your cabinets (and ensure the door will close) by using our exclusive SpaceGAIN 90° Right-Angle Patch Cables with our 48-Port, 1U, High-Density Feed-Through Patch Panel (page 10).

To fit 48 ports in only 1U, the patch panel connectors face up on the top row and down on the bottom row as indicated by the tab area. To achieve the tight, neat configuration as shown to the right, use 90° Down Cables for both rows. This may seem counter intuitive. But the “Down” cable has a clip facing down. Just use it upside down for the top row of the patch panel.



The high-density SpaceGAIN solution. Use our 90° Down Patch Cables (EVNSL21E-0001-90DD) and High-Density Feed-Through Patch Panels (p. 10).

TECH SPECS

CAT6:  
ACR (Minimum) — -1.1 dB/100 m  
Attenuation — 23.8 dB/100 m @ 100 MHz; 39.4 dB/100 m @ 250 MHz  
ELFEXT — 27.8 dB/100 m @ 100 MHz;  
19.8 dB/100 m @ 250 MHz  
Frequency — Up to 250 MHz  
NEXT — 42.3 dB/100 m @ 100 MHz;  
36.3 dB/100 m @ 250 MHz  
Propagation Delay — 536 dB/100 m @ 250 MHz  
PS-ELFEXT — 24.8 dB/100 m @ 100 MHz;  
16.8 dB/100 m @ 250 MHz  
PS-NEXT — 42.3 dB/100 m @ 100 MHz;  
36.3 dB/100 m @ 100 MHz  
Return Loss — 19.0 dB/100 m @ 100 MHz;  
15.6 dB/100 m @ 250 MHz

CAT5e:  
Attenuation — 26.4 dB/100 m @ 100 MHz  
ELFEXT — 26.4 dB/100 m @ 100 MHz  
Frequency — Up to 100 MHz  
NEXT — 35.3 dB/100 m (328.1 ft.) @ 100 MHz  
Propagation Delay — 538 dB/100 m @ 100 MHz  
PS-ELFEXT — 20.8 dB/100 m @ 100 MHz  
PS-NEXT — 32.3 dB/100 m @ 100 MHz  
Resistance — 45 ohms/1000 ft.  
Return Loss — 19.0 dB/100 m @ 100 MHz  
Structural Return Loss — 16.0 dB/100 m @ 100 MHz

CAT6 and CAT5e:  
Delay Skew — 45 ns/100 m  
Impedance — 100 ± 15 ohms  
Mutual Capacitance — 15 pF/ft.

Item	Code	Price
SpaceGAIN 90° Right-Angle Patch Cables (UTP) Down-Up Series, 24 AWG, Stranded		
CAT5e 100-MHz		
0.3-m	EVNSLXXE-0001-90YY	CALL
0.9-m	EVNSLXXE-0003-90YY	CALL
1.8-m	EVNSLXXE-0006-90YY	CALL
3.0-m	EVNSLXXE-0010-90YY	CALL
4.5-m	EVNSLXXE-0015-90YY	CALL
CAT6 250-MHz		
0.3-m	EVNSLXXX-0001-90YY	CALL
0.9-m	EVNSLXXX-0003-90YY	CALL
1.8-m	EVNSLXXX-0006-90YY	CALL
3.0-m	EVNSLXXX-0010-90YY	CALL
4.5-m	EVNSLXXX-0015-90YY	CALL

To order, replace the “X”s with the number assigned to each colour.

CAT5e: Blue = 21 Red = 23 Yellow = 24  
Black = 27  
CAT6: Blue = 216 Red = 236 Yellow = 246  
Black = 276

Then replace the “YY” with the letters assigned to each connector.

90° Down-180° Straight = DS  
90° Down-90° Up = DU  
90° Down-90° Down = DD

Example: EVNSL21E-0001-90DS signifies a CAT5e blue, 1-foot, 90° down connector to a straight connector cable.

Item	Code	Price
SpaceGAIN 90° Right-Angle Patch Cables (UTP) Left-Right Series, 24 AWG, Stranded		
CAT5e 100-MHz		
0.9-m	EVNSLXXE-0003-90YY	CALL
1.8-m	EVNSLXXE-0006-90YY	CALL
3.0-m	EVNSLXXE-0010-90YY	CALL
CAT6 250-MHz		
3-ft. (0.9-m)	EVNSLXXX-0003-90YY	CALL
6-ft. (1.8-m)	EVNSLXXX-0006-90YY	CALL
10-ft. (3.0-m)	EVNSLXXX-0010-90YY	CALL

To order, replace the “X”s with the number assigned to each colour.

CAT5e: Blue = 21 Black = 27  
CAT6: Blue = 216 Black = 276

Then replace the “YY” with the letters assigned to each connector.

90° Right-180° Straight = RS  
90° Left-180° Straight = LS

Example: EVNSL21E-0003-90RS signifies a CAT5e blue, 3-foot, 90° right connector to a straight connector cable.

## SpaceGAIN CAT5e and CAT6 Reduced-Length Patch Cables

Save money by eliminating the need for horizontal cable management.



No need for horizontal cable management.



Shown: CAT6 Reduced-Length Cable (EVNSL643-006IN) connecting our GigaTrue® CAT6 48-Port Patch Panel (JPM612A-R6), blackbox.com with the 24-Port Managed Back Office Switch (LGB2003A-R2), blackbox.com

**CAT5e**      **CAT6**



Cable is 6" long; 9" overall including connectors.

- Eliminate the time and money needed to buy and install horizontal cable managers.
- Cable is 6" long with 3" of connectors, for a 9" overall length.
- Great for connecting a patch panel to a patch panel, or a patch panel to a network switch.
- Use these reduced-length patch cables for super-easy connections in relay racks and cabinets.
- CAT5e cable is rated at 350 MHz.
- CAT6 cable is rated at 550 MHz.
- All feature stranded, 24 AWG conductors, 4 pairs, and a PVC jacket.
- Available in six colours to help you further organise your cabinet.
- **WARRANTY** — Lifetime.

### Choose from six colours!



### TECH SPECS

Bend Radius (Min.) — 2.54 cm  
 Conductors — 8 (4 pair)  
 Conductor Gauge — 24 AWG, stranded copper  
 Jacket — PVC  
 Standards — CAT5e, CAT6: TIA/EIA 568C.2  
 Tensile Strength (Max.) — 25 lb. pulling tension  
 Temperature Rating — 75° C  
 Wiring — T568B  
 Dimensions — 22.9 cm including connectors

Item	Code	Price
SpaceGAIN CAT5e 350-MHz Reduced-Length Patch Cables		
15.2 cm	EVNSLXX-06IN	CALL
To order, replace the "XX" with the number assigned to each colour.		
Grey = 80	Green = 82	Yellow = 84
Blue = 81	Red = 83	Black = 87
SpaceGAIN CAT6 550-MHz Reduced-Length Patch Cables		
15.2 cm	EVNSLXXX-06IN	CALL
To order, replace the "XXX" with the number assigned to each colour.		
Grey = 640	Green = 642	Yellow = 644
Blue = 641	Red = 643	Black = 647



## SpaceGAIN Angled Patch Panels

Free up valuable space—angled design eliminates the need for horizontal cable managers.



JPM624-ANG: front view

**CAT6**  
**CAT5e**



JPM624-ANG: rear view



JPM5E48-ANG

Save time and money by routing cables directly into ports and eliminating cable management.

- 128° forward angle provides better cable organisation.
- Angled design eliminates the need for horizontal cable managers.
- Enable cables to flow from vertical cable management channels in an organised fashion.
- Route cables directly into the ports.
- Free up valuable rack space.
- Ideal for high-density applications.
- Meet or exceed all CAT6 and CAT5e standards.
- 100% factory tested.
- Rolled-edge, 16-gauge steel construction provides superior strength to eliminate flexing during termination.
- Support T568A and T568B for universal wiring.
- Meet the EIA/TIA-310-D rackmount standard.
- Include (4) 10-32 and (4) 12-24 screws.
- Choose from CAT6 and CAT5e panels with 24 or 48 ports.
- Made in the USA.
- **WARRANTY** — Lifetime.

### TECH SPECS

Connectors — Front: (24) or (48) RJ-45;  
Rear: (24) or (48) 110 punchdown contacts  
Construction — 16-gauge cold, rolled steel  
Nose Contact Material — Beryllium copper with precious metal plating and nickel under-plating  
Wiring — T568A or T568B, 22 to 26 AWG, solid or stranded  
Dimensions — JPM624-ANG, JPM5E24-ANG: 4.4(H) x 48.3(W) x 12.7(D) cm;  
JPM648-ANG, JPM5E48-ANG: 3.5"H (2U) x 8.8(H) x 48.3(W) x 12.7(D) cm  
Weight — JPM624-ANG, JPM5E24-ANG: 0.6 kg;  
JPM648-ANG, JPM5E48-ANG: 1.1 kg

#### Meets standards for:

- |  |  |
|--|--|
| <p><b>CAT6</b></p> <ul style="list-style-type: none"> <li>• CAT6 component performance (EIA/TIA-568-C.2);</li> <li>• CAT6 channel performance (ISO 11801 Class EA);</li> <li>• PoE and PoE+ operation (IEEE 802.3at).</li> </ul> | <p><b>CAT5e</b></p> <ul style="list-style-type: none"> <li>• CAT5e component performance (EIA/TIA-568-C.2);</li> <li>• CAT5e channel performance (ISO 11801 Class D);</li> <li>• PoE and PoE+ operation (IEEE 802.3at).</li> </ul> |
|--|--|

Item	Code	Price
SpaceGAIN Angled Patch Panels		
CAT6		
24-Port	JPM624-ANG	CALL
48-Port	JPM648-ANG	CALL
CAT5e		
24-Port	JPM5E24-ANG	CALL
48-Port	JPM5E48-ANG	CALL

## SpaceGAIN 45° Angled-Port Patch Panels

Go down, not out—save up to 4" by angling cables at 45°.

**CAT5e**      **CAT6**

- Close quarters? This patch panel features 45° angled connector modules to conserve space.
- Gain up to four inches in front of every panel.
- Save time and money by eliminating horizontal cable managers in front of the panel.
- Ideal for retrofitting data cabinets.
- Features angled RJ-45 connectors on one side and straight Krone/110 dual IDC connectors on the other.
- Great for strain relief and maintaining bend radius.
- Rolled-metal construction provides strength for repeated punches.
- Meets or exceeds CAT6 or CAT5e requirements.
- Choose from 24- or 48-port models.
- **WARRANTY** — Lifetime.

Save space and time in the data centre with these 45° Angled-Port Patch Panels. The connectors tilt downward at a 45° angle making patching easier. Because the cables flow smoothly downward and don't protrude, you can save two or four inches—or more—in front of every panel. You'll especially appreciate those extra inches when retrofitting cabinets with newer, deeper equipment. If you've run into situations where cabinet doors don't close or need to be removed to accommodate cable, you'll never go back to straight panels again!

Plus, because there is a nice downward cable flow, you can eliminate horizontal cable managers, saving a bundle of time and money. You also get the bonus of not having to worry about bend radius and strain relief.



45° angled ports allow for patch cables to drape down, freeing up to 4" of cabinet depth. You'll also save time and money by eliminating horizontal cable managers in front of the panel. Shown: JPM648-45ANG



JPM5E24-45ANG



JPM5E48-45ANG

### TECH SPECS

Connectors — (24) or (48) RJ-45 to (24) or (48) Krone/IDC 110  
 Wiring — T568A or T568B, 22 to 26 AWG, solid or stranded  
 Dimensions — JPM624-45ANG, JPM5E24-45ANG: 4.4(H) x 48.3(W) x 2.8(D) cm;  
 JPM648-45ANG, JPM5E48-45ANG: 8.8(H) x 48.3(W) x 2.8(D) cm  
 Weight — JPM624-45ANG, JPM5E24-45ANG: 0.5 kg;  
 JPM648-45ANG, JPM5E48-45ANG: 0.9 kg

Item	Code	Price
<b>SpaceGAIN 45° Angled-Port Patch Panels</b>		
<b>CAT6</b>		
24-Port	JPM624-45ANG	CALL
48-Port	JPM648-45ANG	CALL
<b>CAT5e</b>		
24-Port	JPM5E24-45ANG	CALL
48-Port	JPM5E48-45ANG	CALL

## SpaceGAIN CAT5e/CAT6 High-Density Feed-Through Patch Panels

Fit 48 ports into only 1U of rack space and no punchdowns needed!



JPM810A-HD: front view



JPM810A-HD: rear view

- Save space in crowded data cabinets.
- Feature 48 easy-to-use RJ-45 to RJ-45 feed-through ports — all in 1U!
- Use this sturdy panel for high-density applications in all 19" relay racks or communications cabinets.
- Provide patching without punching down the wires to the ports.
- Meet or Category 6 or Category 5e performance requirements.
- Choose from shielded or unshielded models.
- Cable management bar helps support cables attached to the rear of the panel.
- **WARRANTY** — Lifetime.

**CAT6** **CAT5e**

### TECH SPECS

Connectors — (48) RJ-45 front; (48) RJ-45 rear  
 Standards — CAT6 and CAT5e: TIA/EIA-568-C.2  
 Wiring — T568A or T568B  
 Dimensions — 4.4(H) x 48.3(W) x 15.3(D) cm  
 Weight — JPM816A-HD, JPM806A-HD: 1.7 kg;  
 JPM820A-HD, JPM810A-HD: 1.1 kg

### What's included:

- SpaceGAIN High-Density Feed-Through Patch Panel
- (4) 10-32 cuphead screws
- (4) 12-24 cuphead screws
- (8) cable ties
- (8) station ID labels


Item	Code	Price
<b>SpaceGAIN High-Density Feed-Through Patch Panels</b>		
<b>CAT6</b>		
Shielded	JPM816A-HD	CALL
Unshielded	JPM820A-HD	CALL
<b>CAT5e</b>		
Shielded	JPM806A-HD	CALL
Unshielded	JPM810A-HD	CALL

Save even more space with this SpaceGAIN combo:  
 48-Port, 1U High-Density Feed-Through Patch Panels  
 and 90° Patch Cables.

- Retrofitting a cabinet?
- Installing newer, deeper equipment?
- Want to make sure your cabinet door closes?

In high-density configurations, cabinet space is becoming an increasingly scarce commodity. Gain space in your cabinets (and ensure the door will close) by using our exclusive SpaceGAIN 90° Patch Cables with your new High-Density Feed-Through Patch Panel.

To fit 48 ports in only 1U, the patch panel connectors face up on the top row and down on the bottom row as indicated by the tab area. To achieve the tight, neat configuration as shown to the right, use 90° Down Cables for



Use the High-Density Feed-Through Patch Panels (above) with our 90° Down Patch Cables (EVNSL21E-0001-90DD) (pp. 3–6).

both rows. This may seem counter intuitive. But the “Down” cable has a clip facing down. Just use it upside down for the top row of the patch panel.

# You'll find it at Black Box.

The right products, the right support, and the right prices.

## 12,000+ Networking Products

Get the industry-leading technology you want, the expert technical advice you need, and the pricing that meets your budget.



Black Box Network Services is the industry's source for the latest technology as well as hard-to-find and legacy products. With more than 12,000 selections, you'll find everything you need to take your network from the data centre to the desktop.

- Cabinets & Racks
- Cabling & Infrastructure Hardware
- Data Communications
- Data Extenders & Sharers
- Digital Signage & Multimedia
- Environmental Monitoring & Control
- KVM ServSwitch™
- Monitoring & Security
- Interface & Protocol Converters
- Networking
- Network Security
- Power & Surge Protection
- Peripheral Switching & Sharing
- Switches
- T1/E1/G.703/DDS/ISDN
- Voice Communications
- Testers & Tools
- Wireless



**FREE, Live, 24/7 Tech Support**  
Talk with an expert in 20 seconds or less at 0118 965 6000 or go to [www.blackbox.co.uk](http://www.blackbox.co.uk).



**Best Price Guarantee**  
Buy with confidence with our Best Price Guarantee.

© Copyright 2011. Black Box Corporation. All rights reserved. Black Box® and the Double Diamond logo are registered trademarks of BB Technologies, Inc. Any third-party trademarks appearing in this publication are acknowledged to be the property of their respective owners.

[www.blackbox.co.uk](http://www.blackbox.co.uk)